



A Better Place for All

Main Street
Creighton, 3263
P.O Box 62
Creighton 3263
Phone: +27 39 833 1038
Fax: +27 39 833 1179
Email: mailbox@ndz.gov.za
www.ndz.gov.za

**DR NKOSAZANA DLAMINI ZUMA LOCAL MUNICIPALITY'S SPECIAL COUNCIL
MEETING'S AGENDA**

DATE: FRIDAY, 23rd JANUARY 2026

TIME: 10H00 A.M.

VENUE: AT DR NDZ MUNICIPAL COUNCIL CHAMBER IN CREIGHTON

SPECIAL COUNCIL MEETING

NOTICE OF A SPECIAL COUNCIL MEETING

Dear Members/Ngiyanibingelela Malunga

MEETING OF A SPECIAL COUNCIL

Notice is hereby given in terms of Section 29 (1) read with Section 18 (2) of Local Government: Municipal Structures Act 117 of 1998, as amended, that a **Special Council Meeting of Dr. Nkosazana Dlamini-Zuma Local Municipality will be held at Dr Nkosazana Dlamini Zuma Municipal Council Chamber on Friday, 23rd January 2026 at 10h00 a.m.** for the purpose of considering the items as contained in the attached agenda.

Isaziso somhlangano ophuthumayo ngokwesigaba 29 (1) sifundwa nesigaba 18 (2) somthetho olawula oHulumeni basekhaya (Local Government: Municipal Structures Act 117 of 1998) kuzokuba nomhlangano ophuthumayo wesigungu esiphezulu somkhandlu i-Dr Nkosazana Dlamini Zuma Municipality ozobanjelwa eNdlini yesigungu esiphezulu somkhandlu eCreighton, **ngolwesihlanu, lomhla zingama shumi amabili nantathu kuMasingana 2026**, ngehora leshumi ekuseni ukuze kubukwe lezizindaba eziqukethwe yile agenda.

Yours faithfully



CLLR. S.S. PHOSWA
CHAIRPERSON/SPEAKER

DR NKOSAZANA DLAMINI ZUMA LOCAL MUNICIPALITY'S SPECIAL COUNCIL MEETING

DATE AND TIME : 23RD JANUARY 2026 AT 10H00 A.M.
VENUE : AT DR NDZ MUNICIPAL COUNCIL CHAMBER

INDEX OF THE AGENDA

ITEM NO.	ITEM	Responsibility	Page No.
1.	Opening: Moment of Reflection	Chairperson	N/A
2.	Notice Of The Meeting	Municipal Manager: Mr NC Vezi	N/A
3.	Application For Leave Of Absence	Chairperson	N/A
4.	Acceptance Of The Agenda	Chairperson	N/A
5.	Declaration Of Interest	Chairperson/ Municipal Manager	N/A
6.	Announcements	Mayor/Municipal Manager	N/A
7.	<u>PRESENTATIONS:</u>		
7.1.	Audit Outcomes for the financial year ended 30 June 2025 and status of material irregularities: (Presentation sent on emails and on WhatsApp Group)	Auditor General	N/A
08.	<u>REPORTS FOR NOTING AND FOR CONSIDERATION:</u>		
08.1	REPORT ON THE 2024/2025 AUDITED ANNUAL REPORT:	Mayor	5
08.2	REPORT ON THE QUARTER 02 & MID-YEAR BUDGET & PERFORMANCE ASSESSMENT REPORT FOR 2025/2026 FINANCIAL YEAR IN ACCORDANCE WITH - SECTION 72 OF THE MFMA:	Mayor	322
08.3	REPORT ON THE MID-YEAR BUDGET AND PERFORMANCE ASSESSMENT, INCORPORATING SECTION 52 REPORT AND SECTION 71 MONTHLY REPORT FOR THE 2025/26 FINANCIAL YEAR	Mayor	381
08.4	REPORT ON SECTION 71 AND 52D OF THE MFMA FOR THE SECOND QUARTER OF THE 2025/2026 F/Y:	Mayor	491

08.5	REPORT FROM THE DR NDZ MUNICIPALITY ON PUBLIC PARTICIPATION PROGRAMMES (OCTOBER-DECEMBER 2025), WARD COMMITTEE FUNCTIONALITY STATUS: QUARTER 01 OF 2025/26, AND IGR ACTIVITIES:	Strategic Support Services Manager	672
08.6	WOMEN'S COMMISSION REPORT FOR Q1 & Q2 OF 2025/26 FINANCIAL YEAR: 08 AUGUST AND 05 NOVEMBER 2025	Strategic Support Services Manager	679
09.	<u>INPUT BY THE TRADITIONAL LEADER:</u>	Inkosi B. Mkhulise/ T.E. Zulu	Nil
10.	<u>NOTICE OF MOTION:</u> • None	Chairperson	Nil
11.	<u>IN-COMMITTEE REPORT:</u>		Nil
11.1	REPORT ON THE ANNUAL PERFORMANCE ASSESSMENTS OF SECTION 54/56 MANAGERS FOR THE 2024/2025 FINANCIAL YEAR: <i>(The report is only sent to Cllrs and Amakhosi)</i>	Mayor	
12.	<u>URGENT ADDITIONAL ITEMS:</u>	Chairperson	Nil
13.	CLOSURE:	Chairperson	Nil

REPORT ON THE 2024/2025 ANNUAL REPORT FOR DR NKOSAZANA DLAMINI ZUMA LOCAL MUNICIPALITY WITH AUDITOR GENERAL'S REPORT

AUTHOR: Municipal Manager (NCV / nnv)

FILE NUMBER:

1 ST LEVEL	: MANCO
2 ND LEVEL	: APAC/MPAC
3 RD LEVEL	: EXCO
4 TH LEVEL	: COUNCIL

PURPOSE

The Annual Report is presented to Council in accordance with Section 121 (1) of the Local Government: Municipal Finance Management Act 56 of 2003 (MFMA) which stipulates that every municipality and municipal entity must for each financial year prepare an annual report in accordance with its guidelines.

The purpose of the annual report is to provide a record of the activities for that year to report on performance against the budget of the Municipality for the financial year reported on, and to promote accountability to the local community for the decisions made throughout the year.

LEGISLATIVE FRAMEWORK

- The Municipal Finance Management Act, No. 32 of 2003
- Section 127(2) sets out that, “the mayor of a municipality must, within seven months after the end of financial year, table in the municipal council the annual report of the municipality and of any municipal entity under the municipality’s sole or shared control.”
- Section 127 (5) (b) sets out that, “the accounting officer of the municipality must submit the annual report to the Auditor-General, the relevant provincial treasury and the provincial department responsible for local government in the province.”
- Section 129(1) sets out that, “the council of a municipality must consider the annual report of the municipality and of any municipal entity under the municipality’s sole or shared control, and by no later than two months from the date on which the annual report was tabled in the council in terms of section 127, adopt an oversight report containing the council’s comments on the annual report.

It is against this background that Dr. Nkosazana Dlamini Zuma Local Municipality has prepared the 2024/2025 annual report in order to adhere to the above legislative mandate.

DISCUSSION/DELIBERATION

PROGRESS TO DATE

All Chapters of the Annual Report as per Circular 63 of the MFMA have been completed. The Report of the Audit Committee's Chairperson in Chapter 2 of the annual report is annexed as appendix G in the report.

Chapter 6: Auditor-General's report also forms part of the 2024/25 annual report, the audited annual financial statements as well as the audited annual performance report for 2024/25 financial year. To comply with the legislation, the draft annual report was submitted on 31 August 2025 to the Auditor General, Provincial Treasury and Provincial Cogta. Comments or findings have been received from the Internal Audit Unit, Audit and Performance Audit Committee and Auditor General and such comments have been attended to.

APPENDICES

- Appendix A: Councilors; Committee Allocation and Council Attendance- *Attached*
- Appendix B: Committees Purpose- *Attached*
- Appendix C: Third Tier Administrative Structure – *Attached*
- Appendix D: Functions of Municipal Entity-*NA*
- Appendix E: Ward Reporting - *Attached*
- Appendix F: Ward Information- *Attached*
- Appendix G: Recommendations of the Municipal Audit Committee- *Attached*
- Appendix H: Long Term Contracts and Public Private Partnership -*NA*
- Appendix J: Disclosure of Financial Interests - *Attached*
- Appendix K: Revenue Collection Performance- refer to chapter 5 of the report
- Appendix K (1) Revenue Collection Performance by Vote- refer to chapter 5 of the report
- Appendix (2): Revenue Collection Performance by Source- refer to chapter 5 of the report
- Appendix L: Conditional Grants received: Excluding MIG- *refer to chapter 5*
- Appendix M: Capital Expenditure and Upgrade/renewal Programs: Including MIG. - *Not yet submitted*
- Appendix M (1): Capital Expenditure – New Assets Programs- refer to chapter 5 of the report
- Appendix M (2): Capital Expenditure- Upgrade/ Renewal Programs- *refer to chapter 5*
- Appendix N: Capital Program by Projects - refer to chapter 5 of the report
- Appendix O: Capital Program by Projects and by Ward Current year- refer to chapter 5 of the report
- Appendix P: Service Delivery Connection Backlogs at schools and clinics
- Appendix Q: Service Delivery Backlogs Expenditure by the Community where Another Sphere of Government is responsible for the provision of services- refer to chapter 5 of the report

- Appendix R: Declaration of Loans and Grants Made by the Municipality - refer to chapter 5 of the report
- Appendix S: Declarations of returns not Made in Due Time Under MFMA Sect 71- *Attached*
- Appendix T: National and Provincial Outcome for Local Government
- Appendix U: Auditor General's Action Plan -*Attached*
- Appendix V: An assessment by the Accounting Officer on any Arrears on Municipal Taxes and Service Charges- *Refer to chapter 5*

BUDGETARY IMPLICATION

The annual report was compiled internally there are no financial implication as copies sent to AG, Provincial Treasury and Cogta are electronic copies. Due to cost containment measures and financial constraints the municipality no longer produce glossy copies of annual reports.

SERVICE DELIVERY IMPLICATION

An Annual Report is a public document, and as such it promotes accountability and trust from the general public.

STAKEHOLDER CONSULTATION

- Public Works and Basic Services Department
- Corporate Support Services Department
- Development and Town Planning Department
- Community and Social Services
- Budget and Treasury Office
- Office of the Municipal Manager
- Internal Audit Unit
- Provincial KZN: Cogta

RECOMMENDATION

It is hereby recommended;

- (i) That the audited 2024/25 annual report be approved.
- (ii) That after scrutinizing the 2024/2025 Annual report with its components including the AG's report and AG's Action Plan and consultation with members of the public, the Municipal Public Accounts Committee as delegated by Council would then make comments on the Annual Report taking into consideration other parties' comments and thereafter prepare an Oversight report that should be tabled to Council before 31 March 2026.
- (iii) That Council delegates the Municipal Public Accounts Committee (MPAC) to scrutinize the 2024/25 Annual Report and thereafter prepares an Oversight Report.

FOR NOTING

ANNEXURE



A Better Place for All

DR. NKOSAZANA DLAMINI ZUMA LOCAL MUNICIPALITY DRAFT ANNUAL REPORT FOR 2024/25 FINANCIAL YEAR



This Annual Performance Report is Drafted in terms of Section 46 of the Municipal Systems Act, 32 of 2000. The Annual Report 2024/25 is reported and assessed performance information as per the approved Framework on Performance Management for the Dr. Nkosazana Dlamini Zuma Local Municipality. This report, together with the Annual Financial Statements will be audited by the Internal Audit Unit and the Auditor-General (AG) of South Africa

List of Abbreviations

- AFS – Annual Financial Statements
- AIDS – Acquired Immune Deficiency Syndrome
- APAC – Audit and Performance Audit Committee
- AR – Annual Report
- ATR – Annual Training Report
- COGTA – Cooperative Governance and Traditional Affairs
- CSC – Community Service Centre
- CWP – Community Works Programme
- DDM – District Development Model
- EPWP – Expanded Public Works Programme
- GBV – Gender-Based Violence
- HIV – Human Immunodeficiency Virus
- HR – Human Resources
- ICT – Information and Communication Technology
- IDP – Integrated Development Plan
- IGR – Intergovernmental Relations
- KZN – KwaZulu-Natal
- LED – Local Economic Development
- MFMA – Municipal Finance Management Act
- MIG – Municipal Infrastructure Grant
- MPAC – Municipal Public Accounts Committee
- MSA – Municipal Systems Act
- OHS – Occupational Health and Safety
- PMU – Project Management Unit
- SCM – Supply Chain Management
- SDBIP – Service Delivery and Budget Implementation Plan
- WSP – Workplace Skills Plan

TABLE OF CONTENTS

TITLE	PAGE NO.
LIST OF ABBREVIATIONS	2
CHAPTER 1	5
1.1 MAYOR'S FOREWORD	5
1.2 MUNICIPAL MANAGER'S FOREWORD	7
2.2 ADMINISTRATIVE GOVERNANCE STRUCTURE	28
2.3 COMPONENT B: INTERGOVERNMENTAL RELATIONS	29
2.4 COMPONENT C: PUBLIC ACCOUNTABILITY AND PARTICIPATION	31
2.6 COMPONENT D: CORPORATE GOVERNANCE	44
RISK MANAGEMENT COMMITTEE	45
2. 8 DR NKOSAZANA DLAMINI ZUMA MUNICIPALITY TOP TEN RISKS	50
2.9 SUPPLY CHAIN MANAGEMENT	52
2.10 BY-LAWS	55
3.11 MUNICIPAL WEBSITE CONTENT AND ACCESS	56
2.12 PUBLIC SATISFACTION ON MUNICIPAL SERVICES	56
2.13 ALL MUNICIPAL OVERSIGHT COMMITTEES	57
CHAPTER 3	61
3.1.1 HOW IS THE ORGANISATIONAL PERFORMANCE MEASURED	61
PERFORMANCE AREA	61
3.1.2 HIGHLIGHTS AND ACHIEVEMENTS	62
ANALYSIS OF PERFORMANCE	62
COMPARISON OF PERFORMANCE BETWEEN 2023/2024 AND 2024/2025 FINANCIAL YEARS	63
3.2 PUBLIC WORKS AND BASIC SERVICES: PERFORMANCE OVERVIEW	64
3.3 DEVELOPMENT AND TOWN PLANNING SERVICES DEPARTMENT	113
3.5 COMMUNITY AND SOCIAL SERVICES DEPARTMENT	123
3.7 BUDGET AND TREASURY OFFICE	146
3.8 OFFICE OF THE MUNICIPAL MANAGER	149
3.9 OVERALL ORGANISATIONAL PERFORMANCE	151
CONCLUSION	151
TO BE NOTED BY INTERNAL DEPARTMENTS.	152
3.10 ASSESSMENT OF EXTERNAL SERVICE PROVIDERS 2024/2025 FINANCIAL YEAR	153
CHAPTER 4:	179
4.1 COMPONENT A: INTRODUCTION TO THE MUNICIPAL WORKFORCE	179
4.2 INTRODUCTION TO THE MUNICIPAL WORKFORCE (TOTAL EMPLOYMENT, INCLUDING STAFF TURNOVER)	180
4.3 MANAGING MUNICIPAL WORKFORCE	183
4.4 CAPACITATE MUNICIPAL WORKFORCE	186

5.1 FINANCIAL PERFORMANCE.....	207
STATEMENT ON THE FINANCIAL PERFORMANCE	207
5.2 SPENDING AGAINST CAPITAL BUDGET.....	208
5.4 CASH FLOW MANAGEMENT AND INVESTMENT	211
5.5 OTHER FINANCIAL MATTER	212
CHAPTER 6.....	215
AUDITOR GENERAL'S FINDINGS	215
APPENDICES	216
VOLUME LL: ANNUAL FINANCIAL STATEMENTS- ATTACHED	244
VOLUME LLL: ANNUAL PERFORMANCE REPORT: ATTACHED	244
VOLUME LV: OVERSIGHT REPORT	244

Chapter 1

1.1 Mayor's Foreword

Forging a Path to a Brighter Future

Residents of Dr. Nkosazana Dlamini Zuma Local Municipality, Esteemed Councillors, Municipal Staff, and Valued Stakeholders,

It is with immense pride and a deep sense of commitment that I present this foreword for our 2024/25 Financial Year. This period marks a significant chapter in our journey towards building a more resilient, prosperous, and inclusive municipality, a vision that is firmly rooted in our Integrated Development Plan (IDP) and Service Delivery and Budget Implementation Plan (SDBIP). Our programmes remain strategically aligned with the Provincial Growth and Development Strategy (PGDS) and the National Development Plan (NDP), ensuring that our local priorities contribute to provincial and national imperatives of inclusive growth, spatial equity, infrastructure development, and social cohesion.

Summary of Organisational Achievements

The past year has been defined by significant achievements across all Key Performance Areas:

We successfully upgraded 1.072km of asphalt/concrete roads, maintained over 20km of gravel roads, constructed two community halls (Thonsini and Mafohla), three new crèches (Zwelisha, Khubeni, Siyathuthuka), one sports field (Maguzwana), and installed seven bus shelters. A total of 172 households were connected to the electricity grid with a 5.3km medium-voltage line constructed, while 90 new streetlights were installed to improve community safety. Solid waste management access reached 100% coverage in all five municipal towns. The municipality completed the construction of Centocow Taxi Rank Phase 3, facilitated 34 housing projects, supported 15 SMMEs and cooperatives with materials and equipment, and created 158 work opportunities through EPWP, despite national budget cuts. Seventeen local businesses gained access to trade exhibitions, boosting local enterprise visibility. We expanded community outreach with 18 library programmes, 18 computer literacy training sessions, 8 safety awareness campaigns, 10 arts and culture competitions, and 20 sports, youth and cultural events. To enhance resilience, five fire breaks were conducted in high-risk areas, 40 lightning conductors installed, and three disaster relief kits delivered.

The municipality ensured compliance with the Employment Equity Plan, achieved 73% expenditure of the workplace skills budget, coordinated 10 Council meetings, and maintained 100% ICT data backup compliance. We also improved public accountability by publishing 223 municipal programmes in various media platforms and coordinating four combined ward committee meetings. The municipality continues to sustain sound financial discipline with all creditors paid within 30 days, submitted 12 Section 71 reports, and achieved a 6-month cash coverage ratio. Revenue collection improved to 83.5% due to strengthened debt management strategies. Importantly, 776 indigent households were supported with free basic electricity. While 86% of the capital budget was spent (short of the 90% target), 99% of grants were spent, with corrective measures underway to finalize delayed projects.

Corrective Actions and Accountability

We acknowledge that not all targets were fully met. Key challenges included underperforming contractors and delays in procurement processes. Corrective actions taken include issuing termination notices to non-performing service providers, reprioritizing delayed projects into the 2025/26 SDBIP, and strengthening contract management and oversight. These measures ensure that service delivery commitments remain on track.

Public participation and accountability have been deepened through sessions with key stakeholders such as Traditional Leaders (Amakhosi), Ratepayers Meetings, Business Forums, IDP roadshows, ward

committee meetings, izimbizo, and enhanced communications via community radio and digital platforms. This broadened engagement has strengthened transparency and accountability, ensuring that the municipality continues to be guided by the voices of its people.

The Way Forward

Looking ahead, we will intensify monitoring and evaluation, enhance financial discipline, and strengthen partnerships with both the private sector and other spheres of government. We are committed to adopting innovative approaches to service delivery, ensuring that infrastructure development, economic empowerment, and social upliftment continue to define our growth path.

As we move forward, we remain resolute in our mission to build a municipality that we can all be proud of one that is strategically aligned with provincial and national goals, committed to community participation, and determined to deliver sustainable services. Let us continue to work hand-in-hand to build a future of hope, opportunity, and shared prosperity.

Yours in service delivery



Cllr PS Msomi

Mayor: Dr Nkosazana Dlamini Zuma Local Municipality

1.2 Municipal Manager's Foreword

It is my honour to present the Municipal Manager's Foreword for the 2024/25 Annual Report of Dr. Nkosazana Dlamini Zuma Local Municipality. This foreword provides a strategic reflection on the performance of the municipality during the year under review, contextualized within the legislative framework that governs local government, and aligned with our broader vision of responsive, accountable, and developmental local government.

Constitutional Functions and Powers of the Municipality

As outlined in Section 155 and 156 of the Constitution of the Republic of South Africa and further supported by Chapter 3 of the Municipal Systems Act (MSA), our municipality is vested with the powers and functions to provide democratic and accountable government for our communities, ensure the provision of sustainable services, promote social and economic development, and encourage community participation in local governance. Within these powers, our municipality retains executive authority over local roads, storm-water, waste management, electricity reticulation, land use management, local tourism, and community services, among others. These functions remain the foundation upon which our Integrated Development Plan (IDP) is structured and implemented.

Entities and Intergovernmental Collaboration

The municipality does not have any municipal-owned entities under its direct control. However, it operates within a broader system of intergovernmental collaboration, sharing responsibilities with sector departments and neighboring municipalities under the District Development Model (DDM). These partnerships ensure alignment of planning, resource allocation, and service delivery. Sector departments such as Human Settlements, Transport, Cooperative Governance and Traditional Affairs, and Health play an important role in providing housing, road upgrades, regulatory oversight, and healthcare services. This shared responsibility allows for integrated development and effective use of resources to meet the needs of our communities.

Audit Outcomes

In the previous financial year (2023/24), the municipality received an unqualified audit opinion with minor findings from the Auditor-General of South Africa:

This outcome reaffirmed our commitment to compliance with financial management legislation and highlighted areas requiring improvement. Corrective measures, including the strengthening of internal controls, improving asset management, and addressing supply chain management gaps, have since been implemented to ensure sustainable improvements in governance and accountability. As a result, the municipality was awarded with an award.

Financial Health and Revenue Trends

In line with Treasury Regulations No. 31804, the municipality continues to demonstrate prudent financial management. For the 2024/25 financial year, our financial position reflects improved liquidity more than 6 months' cash coverage which is a positive revenue growth. The municipality maintained strict expenditure controls, ensured all creditors were paid within 30 days, and improved revenue collection to 83.5% of billed revenue compared to 57.9% in the previous year. The municipality received clean audit outcomes for 2024/2025 financial year on annual financial statements as well as SCM, and a qualification on the performance management systems. However, the overall Audit outcome for the municipality is an unqualified Audit opinion.

Revenue continues to be primarily derived from grants and subsidies, property rates, service charges for electricity and waste management, and other own revenue sources. Borrowings were limited to infrastructure-related commitments, with the municipality ensuring compliance with affordability and sustainability requirements. Efforts to diversify revenue and strengthen debt collection remain key to our future sustainability. ⁷

During the year under review, the municipality received several prestigious award from KZN Provincial Department of Co-operative Governance and Traditional Affairs: KZN- Cogta that affirm our commitment to excellence, innovation, and good governance. We were recognized as the Most Functional Municipality with the Best Fourth Industrial Revolution (4IR) Initiatives for the establishment of the Community Services Centre in Bulwer, a pioneering model of technology-driven service delivery. Our Disaster Management Centre was celebrated as Legislatively Compliant and Fully Functional, a testament to our readiness and responsiveness in safeguarding communities.

The town of Underberg earned the distinction of being the Cleanest Town, reflecting our dedication to environmental sustainability and effective waste management practices. Furthermore, the municipality was honored with the award for Best and Sustained Sound Financial Management, demonstrating our commitment to financial prudence, accountability, and long-term sustainability. These accolades collectively highlight the resilience, innovation, and dedication of our leadership, management, staff, and community stakeholders in building a municipality that is functional, people-centered, and future-ready.

Internal Management Changes

During the year, no changes were made to our management team in line with the Municipal Systems Act provisions for Section 54/56 managers. The municipality continued to enjoy a full complement of Senior Management which is in compliance with employment equity law aimed at strengthening leadership stability, enhancing institutional capacity, and ensuring effective implementation of our IDP and SDBIP targets.

Risk Management and Mitigation

The municipality remains committed to sound risk management practices. Our risk assessment process identified the top ten risks facing the organisation:

1	Inability to timely recover normal business operations in the event of a disaster / disruptions.
2	Failure to provide direction on information technology governance
3	Possible failure to prevent cyber security attacks
4	Inability to attract and retain critical scarce technical and suitable skills to the municipality to fulfil its mandate
5	Inability to achieve the goals as set on the 5year strategy (IDP)
6	Inability to meet service delivery needs and requirements
7	Failure to create an enabling environment to develop and grow the local economy
8	Uncoordinated planning for future development
9	Inadequate Public Participation
10	Possible failure to maintain an unqualified audit opinion

To mitigate these risks, we have developed risk registers with action plans that are monitored on a monthly basis with proactive steps to mitigate risks and these steps have begun to yield results, strengthening both governance and service delivery.

Conclusion

The year under review demonstrated both the resilience of our municipality and the commitment of our staff and stakeholders in driving service delivery. While challenges remain, particularly in the areas of revenue enhancement and infrastructure backlogs, we are confident that through stronger financial management, improved risk mitigation, and deeper intergovernmental collaboration, we will continue to advance the developmental agenda of our municipality.

I extend my gratitude to the Council, senior management team, staff, and community stakeholders for their dedication and contribution towards building a municipality that is both sustainable and people-centered.

Yours faithfully,



Mr. Nkosiyezwe C. Vezi
Municipal Manager
Dr. Nkosazana Dlamini Zuma Local Municipality

1.3 Municipal Overview

Demographic and Development Profile

Dr. Nkosazana Dlamini Zuma Local Municipality is the second largest LM in the District in terms of population, which resulted from the merger of KwaSani Local Municipality and Ingwe Local Municipality. It is composed of a total population of 128565 as indicated in table below (Stats SA, community survey 2022). Dr. Nkosazana Dlamini-Zuma Local Municipality is a predominantly rural municipality with five main towns within its boundaries; these include Creighton, Bulwer, Donnybrook, Underberg and Himeville (KwaSani IDP, 2015/16; KZN 436 IDP, 2015/16).

The most spoken language in the Local Municipality is IsiZulu. In addition, the Dr. Nkosazana Dlamini-Zuma Local Municipality is a predominantly rural municipality with a relatively high agricultural potential. However, there is decline in some agricultural activities, such as subsistence farming that has been reduced to small-scale food gardens. Agricultural activities are impacted by a lack of external markets and access to infrastructure available to rural municipalities. This limits the municipality from exploring available economic opportunities in agriculture (KwaSani IDP, 2015/16).

The settlements within the Dr. Nkosazana Dlamini-Zuma Local Municipality owe their particular morphology to apartheid spatial engineering and the associated restriction on urban housing opportunities and access to commercial agricultural land. This being noted, these rural townships are not without economic potential both in terms of agricultural production and tourism sector developments and services (KwaSani, 2015/16; KZN 436 IDP, 2015/16).

2022 DEMOGRAPHICS BY STATS-SA

DEPENDENCY RATION GROUPS

The table below presents the dependency ratio in the Dr. Nkosazana Dlamini-Zuma Local Municipality. The figures below indicate that ages 15-64 have a high dependency ratio compared to the other ages; this implies that this population is dependent on the working class. The overall dependency ratio in the municipality is 64.91, as many people are also dependent on government to supply basic services. The majority of the population consists of youth therefore, the municipality should ensure that the growing population are accommodated and catered for.

Table 1: Demographics for Dr. Nkosazana Dlamini-Zuma Local Municipality (Stats SA 2016 Community Survey)

Table 15: Age in completed years by Province, District and Municipality

	Dr Nkosazana Dlamini Zuma Local Municipality	Harry Gwala
0 - 14	42 188	188876
15 - 64	77 960	340967
65+	8 418	34050
Dependency Ratio	64.91	

POPULATION BY SEX GROWTH RATE – GENDER RATE

The table below presents the Dr. Nkosazana Dlamini Zuma Local Municipality population by gender. As illustrated, females account a higher amount in the population. According to statistics acquired from the KZN Census 2022, the Dr. NDZ Local Municipality has a total number of 60873 males and 67692 females. This indicates a significant amount of growth in the population, as compared to the KZN Census 2016, with females accounting for 52.65% of the population and male population at 47.34% (KZN Census 2022).

Table 16: Sex for population, Dr. Nkosazana Dlamini Zuma Local Municipality

	Census 2016	Census 2022	Growth rate	Sex Ratio per 100 Females
Male	56 732	60 873	1.37	89.9
Female	61 748	67 692	1.81	
Dr NDZ LM	118 480	128 565	1.6	

SEX OF THE HEAD OF HOUSEHOLD

The table below illustrates the Dr. NDZ Local Municipality household population by sex of the head of household. The table indicates that the female population accounts for 56.8% of the total population of head of households and, male population 43.2%. These figures indicate that females lead most households under the NDZ municipality. The average household size under the municipality is 5.04.

Table 17: Sex of the Head of household for household population

	Male	Female	Total
HH	11 016	14 509	25 525
%	43.2	56.8	100
Average Household Size	5.04		

DWELLING UNIT OWNERSHIP

The table below illustrates the Dr. NDZ Local Municipality tenure status for household population (Dwellings Unit Ownership). The table indicates that households that are owned and fully paid account for the higher percentage of the population.

Table 18: Tenure status for Household population

	Households
Rented from private individual	2 494
Rented from other (including municipality and social housing)	115
Owned but not yet fully paid off	1 133
Owned and fully paid off	9 237
Occupied rent-free	7 374
Other	957
Do not know	88
Not applicable	-
Unspecified	4 127
Total	25 525

MARITAL STATUS

The table below illustrates the Dr. NDZ Local Municipality population by marital status. The population indicates a significant growth compared to the KZN Census 2016, which indicates that the fertility rate of the municipality is high and above population. As indicated, the majority of the population is accounted by those that were never married, with 52.22% of the total population.

Table 19: Marital status by Province, District and Municipality

	Dr. Nkosazana Dlamini Zuma Municipality	Harry Gwala
Legally married (including customary, traditional, religious, etc.)	18 840	76 124
Living together like husband and wife/partners	3 890	22 234
Divorced	351	1 801
Separated, but still legally married	208	962
Widowed	3 284	15 460
Never married	67 149	291 918
Do not know	289	1 227
Not applicable	34 446	153 805
Unspecified	109	361
	128 565	563 3

The municipality has its administrative seat in Creighton. There are 15 wards with 29 Councilors, 15 Ward Councilors and 14 PR Councilors. The extent of the municipality is estimated at 3200sq kms.

TRADITIONAL BOUNDARIES

There are 11 Traditional Councils (TC) namely:

- ☞ Amakuze TC
- ☞ Amangwane TC
- ☞ Batlokoa TC
- ☞ Bhidla TC
- ☞ Isibonelo' esihle TC
- ☞ Macala Gwala TC
- ☞ Madzikane Bhaca TC

- ☞ Maguzwana TC
- ☞ Sizanani TC
- ☞ Vezakuhle TC
- ☞ Zashuke TC

STRUCTURING ELEMENTS

The Dr. Nkosazana Dlamini-Zuma Local Municipality is characterized by the following structuring elements: -

- ☞ The main economic centres within the local municipality are Underberg, Himeville, Bulwer, Donnybrook and Creighton servicing the rural hinterland. All these economic centres are underdeveloped.
- ☞ Underberg Bulwer and Donnybrook are located on provincial roads: the R617 and R612 which link the municipality to neighboring local municipalities
- ☞ It is home to the Southern Berg (uKhahlamba Drakensberg World Heritage Site) which is an area of outstanding natural beauty. The Underberg town in particular, is strategically located with a tourism advantage as it borders Lesotho (Sani Pass) north westerly, Umkhomazi Wilderness Area to the West, Greater Kokstad to the South West, Eastern Cape to the South and Impendle Local Municipality to the North.
- ☞ The geographical size following the 2016 amalgamation made it the largest municipality within Harry Gwala District Family.
- ☞ The major rivers in the municipal area are the Mkomazi and Mzimkhulu Rivers which both form part of the Mvoti to Umzimkulu Water Management Area.
- ☞ It is one of the important agricultural hubs (Dairy livestock industry), semi-intensive beef, potato production, maize and a strong commercial forestry sector within Harry Gwala District.
- ☞ It is also characterized with numerous opportunities for tourism which includes Rail and Avi-Tourism.

Governance and Institutional Arrangements

Municipalities in South Africa are established as separate legal entities with their own legislative, executive, and administrative authority in terms of Section 155 and 156 of the Constitution. The Dr. NDZ LM functions within this framework and its governance arrangements are structured as follows:

- **Political Structures and Office Bearers:**

The municipality is governed by a Council consisting of elected Councillors. The Executive Committee, led by the Mayor, exercises political oversight of the administration, policy direction, and strategic alignment of municipal programmes. The Speaker presides over Council meetings, ensuring accountability and compliance with statutory requirements, while the Chief Whip coordinates political programmes across parties.

- **Administration:**

The Municipal Manager is the Accounting Officer responsible for ensuring that the

municipality functions effectively and in compliance with legislation. Section 56/57 managers oversee key departments: Technical Services, Community Services, Development Planning, Corporate Services, and Budget & Treasury.

- **Community Participation:**

In line with Chapter 4 of the MSA, the municipality encourages active participation through ward committees, IDP roadshows, izimbizo, stakeholder forums, and public consultations. This ensures that the voices of the community remain central to planning and decision-making.

Powers and Functions

In terms of the Constitution and the Municipal Structures Act, the municipality exercises executive authority in functions such as:

- Local roads and storm-water management
- Electrification
- Solid waste management
- Local economic development and tourism
- Community facilities (halls, crèches, cemeteries, sport facilities)
- Land use management and building control
- Environmental Management & Environmental Health (shared with District)
- Disaster management (in partnership with the District)

Through the District Development Model (DDM), powers and functions are shared with Harry Gwala District Municipality and sector departments (e.g., Human Settlements, COGTA, Transport, Health, and Education), ensuring alignment of resources and reducing duplication.

Growth and Development Strategy

The municipality's development priorities are guided by the Integrated Development Plan (IDP), aligned with the Provincial Growth and Development Strategy (PGDS) and the National Development Plan (NDP). The strategic focus areas include:

1. Basic Service Delivery and Infrastructure Development
2. Local Economic Development and Job Creation
3. Good Governance and Public Participation
4. Financial Management and Viability
5. Institutional Transformation and Capacity Building

Key initiatives undertaken in 2024/25 included:

- Construction of new community facilities (halls, crèches, bus shelters, sport field).
- Maintenance and surfacing of municipal roads and storm -water systems.
- Electrification of 172 households and installation of 90 streetlights.
- Library outreach and ICT literacy programmes to improve education and access to information.
- EPWP job creation programmes that employed 158 residents.
- Support to cooperatives, SMMEs, and local businesses, including trade fair participation.

Performance Outcomes: Successes and Challenges

Successes

- Recognition through national awards: Most Functional Municipality with Best 4IR Initiatives, Legislatively Compliant Disaster Management Centre, Cleanest Town (Underberg), and Sustained Sound Financial Management.
- Revenue collection improved from 57.9% (2023/24) to 83.5% (2024/25) through improved debt management and incentive schemes.
- Service delivery footprint expanded with completion of critical infrastructure (roads, halls, sports field, electrification).
- Strong compliance with reporting requirements, with 100% of Section 71 and Section 72 reports submitted on time.

Challenges

- Underperformance in certain capital projects due to contractor delays and SCM compliance issues.
- Persisting infrastructure maintenance backlogs, particularly in rural access roads and storm-water.
- High unemployment, limited private sector investment, and dependency on grants.
- Risks around financial sustainability due to a narrow revenue base and affordability constraints among residents.

Conclusion

Dr. Nkosazana Dlamini Zuma Local Municipality continues to function as a separate legal entity with full legislative and executive authority, but within a system of cooperative governance that integrates district, provincial, and national government planning. While the municipality has achieved notable successes in infrastructure, service delivery, governance, and financial management, challenges remain in improving economic opportunities, reducing poverty, and accelerating infrastructure backlogs.

Through stronger intergovernmental collaboration, enhanced community participation, improved revenue strategies, and continued adherence to sound financial management, the municipality is confident that it will continue on a developmental trajectory, advancing the vision of building a sustainable, inclusive, and people-centered community.

Chapter 2: Governance

2.1 Component A: Governance Structures; Political Governance Structures

POLITICAL AND ADMINISTRATIVE GOVERNANCE

The Dr. Nkosazana Dlamini Zuma Local Municipal Council is established in terms of Sections 9(b) and 22 of the Local Government: Municipal Structures Act 117 of 1998. It has a collective type of the Executive with 29 Councillors and two (02) Traditional Leaders participating in the Municipal Council in terms of Section 81 of the Local Government and Municipal Structures Act, No. 117 of 1998. The Speaker of the Municipal Council is elected in terms of Section 36 and thereafter becomes its Chairperson. The Mayor as the Political Head of the Municipality is elected by the Municipal Council amongst the elected members of the Executive in terms of Section 48: (1) of the Local Government: Municipal Structures Act, No. 117 of 1998. The Dr Nkosazana Dlamini Local Municipality has a part-time Whip of Council who is elected by the Council as per the Circular issued by the Member of the Executive Council in the Province: Councillor V.A.T Mthembu. The structure known as the Municipal Leadership which is composed of the Mayor, Deputy Mayor, Speaker, Whip. The Council Whip oversees the Political Management of the Municipality and oversees affairs between Council Meetings. The Municipal Leadership Committee famously known as TROIKA is further responsible for the maintenance of the stability within the Municipality.

The Executive Committee as the Principal Committee of Council is responsible for playing an oversight role over the workings of the Municipal Departments in between the Municipal Council Meetings through ensuring that the Council Resolutions are implemented and the issues requiring administrative and political interface are promptly attended to. The Council Meetings and that of its Portfolio Committees, both Sections 80 and 79 Committees are open to the public. There are five (05) Section 80 Committees and two (02) Section 79 Committees. Out of the three (03) Section 79 Committees the Municipality has a Municipal Public Accounts Committee that plays an oversight role on performance and financial management issues. In order to ensure the direct interaction with the community almost all the Municipal Council and that of its committee meetings are open to the public. The work of the Mayor is guided by Chapter 7 of the Local Government: Municipal Finance Management Act, No. 56 of 2003 which assists the Mayor in providing the political direction to the Municipality, as the Political Head of the Dr Nkosazana Dlamini Local Municipality and during the period under review the Mayor performed in an excellent manner. The Municipal Public Accounts Committee (MPAC) which is a Committee established by the Municipal Council in terms of section 79 of the Local Government: Municipal Structures Act, No. 117 of 1998 provided an oversight role during the year under review. The Committee is comprised of three (03) non-executive members drawn from parties represented in Council, with a part-time Chairperson who is elected by the Municipal Council from one of the non-executive members of the council. Dr. Nkosazana Dlamini Local Municipality (DR NKOSAZANA DLAMINI ZUMA LOCAL MUNICIPALITY) prepares an annual report for each financial year in accordance with the Municipal Finance Management Act No.56 of 2003 (MFMA) section 121, and, during the MFMA transitional period, the Division of Revenue Act and the Municipal Systems Act 2000. The purpose of the annual report is: - to provide a record of the activities of the municipality or entity;

- to provide a report on performance in service delivery and budget implementation; and
- to promote accountability to the local community

The IDP and budget are future-looking documents, they set out what the municipality intends to do and the funds it will raise and spend. The annual report, on the other hand, is backward- looking as it reports on actual performance of the municipality at the end of the financial year, reporting on how the IDP 2024/2025 and budget were implemented. DR NKOSAZANA DLAMINI ZUMA LOCAL MUNICIPALITYs 2022/2023 Annual report is aligned with the planning documents (IDP, SDBIP) and budget for the year 2022/2023. This means that the IDP, budget, service delivery and budget implementation plan (SDBIP), in-year reports and annual report have similar and consistent structures to facilitate understanding and to enable the linkage between plans and actual performance.

The annual report, is to be tabled in council by 31 January 2026. DR NKOSAZANA DLAMINI ZUMA LOCAL MUNICIPALITY is to timeously commence with the preparation of annual reports in order that these can be tabled before Council during January.

POLITICAL GOVERNANCE

The following hereunder is the Political Structure of the Municipality

Role and Responsibilities of a Mayor: Councillor PS Msomi

The Mayor is the leader of the Council and has a number of roles which are both legislative and functional. The legislative requirements are outlined in Section 73 and 73AA of the Local Government Act 1989. The Local Government Act states that the functions of the Mayor of a Council include:

- Providing guidance to Councillors about what is expected of a Councillor, including in relation to the role of a Councillor under section 65, and the observation of the Councillor Conduct Principals and the Councillor Code of Conduct under section 76B, 76BA and 76C.
- Acting as the principal spokesperson for the Council
- Supporting good working relations between Councillors
- Carrying out the civic and ceremonial duties of the Office of the Mayor

The mayor's role, extends well beyond officiating at council meetings or other municipal proceedings and includes providing leadership, promoting positive relationships, and modelling good governance.

2.1.1 FUNCTIONAL POWERS OF THE MAYOR

The Mayor is the Council spokesperson on key issues, the Mayor has a significant ceremonial role at particular events, including citizenship ceremonies. The Mayor is also an important community leader and is often the spokesperson for the community on economic issues (such as commenting on the impact of jobs lost or gained in the municipality) or when the community is put under stress (such as disaster management and socio-economic issues). While the Mayor has been elected by at least a majority vote, the position becomes the leader of all the Councillors whether they supported an individual or not. What this means is that the Mayor has responsibilities towards, and is accountable to, all Councillors. And the Mayor's leadership style should reflect this.

KEY GOVERNANCE ROLES

Chairing Executive Committee meetings

The way in which the Mayor chairs Executive Committee meetings makes a significant contribution to good governance. A well-run meeting that is inclusive and has high standards of governance relies on the mayor's approach to being chair. Mayors should have a good knowledge of meeting procedures and their council's meetings local law.

Promoting good relationships

Good relationships are the glue for good governance. Councillors particularly rely on the cooperation and support of colleagues and the administration to achieve their goals. This cooperation is based on good relationships, and an understanding and acceptance of each role. It is a function of the Mayor under the Act to provide guidance to Councillors about what is expected of them in their role as a Councillor pursuant to the role set out in section 65 of the Act. The Mayor is also expected to provide guidance to Councillors in relation to conduct in observance of the Councillor Conduct Principles and the Council's Councillor Code of Conduct. The Mayor is also charged with supporting good working relationships between Councillors.

The Mayor is in an ideal position to foster positive relationships between the various elements of local government by setting a good example. This includes relationships between the Mayor and Councillors, Council and the Administration.

Managing and modelling good conduct

The Mayor also has considerable influence in establishing standards of good governance behavior and ethics. As the leader of political wing of the municipality, the Mayor has an important formal role to play in promoting good conduct and managing poor conduct. It is critical that the Mayor's role in these proceedings is characterized by fairness, an appreciation of natural justice, and the awareness of being the leader of all Councillors, not just those who are supporters.

2.1.2 The role of the Deputy Mayor: Councillor KA Hadebe

The Deputy Mayor is required to fulfill his/her normal duties as a member of council under the Municipal Act, 2001, Section 224. The Deputy Mayor shall assist the Mayor in carrying out the Mayoral responsibilities under the Municipal Act, Section 225. The Deputy Mayor may exercise any function of the Mayor at the request of the Mayor or if the Mayor is prevented by illness, absence or otherwise from exercising the function or if there is a casual vacancy in the office of Mayor. The Deputy Mayor of Dr. Nkosazana Dlamini Zuma Local Municipality is Councillor KA Hadebe, she is the Portfolio Head of Public Works and Basic Services Department as well as Development, Town Planning Services, LED and Tourism. She also serves in the Executive Committee of Council.

2.1.3 Speaker: Councillor SS Phoswa

Role of the Speaker

- Ensuring that Council meets at least quarterly;
- Maintaining order during meetings; must ensure;
- Ensuring compliance in the Council and Council committees with the Code of Conduct of Councillors; and.
- Ensuring that Council meetings are conducted in accordance with the rules and orders of the Council.

Councillor SS Phoswa chairs all Council meetings, Municipal Rapid Response Team meetings, combined quarterly ward committee meetings and IDP/Budget Roadshows. His office is responsible for public participation programmes.

DR NDZ LOCAL Municipality is comprised of twenty-nine- (29) Councillors and one Traditional Leader

NAME OF COUNCILLOR	GENDER	AFFILIATION	WARD/PR
1. Her Worship the Mayor: Cllr P.S. Msomi	Female	ANC	PR
2. Deputy Mayor: Cllr K.A. Hadebe	Female	ANC	PR
3. Speaker: Cllr S.S. Phoswa	Male	ANC	Ward
4. EXCO Member: Cllr R.S. Mlotshwa	Male	EFF	PR
5. EXCO Member: Cllr. H.S. Mlibeni	Male	ANC.	Ward
6. EXCO Member: Cllr N.G. Dlamini	Male	IFP	Ward
7. Cllr M.W. Mtolo: MPAC Chair	Male	ANC	Ward
8. Cllr V.A.T Mthembu Whip	Male	ANC	Ward
9. Cllr B.R. Memela: Women's Caucus Chair	Female	ANC	Ward
10. Cllr B.B. Ntshiza	Male	ANC.	Ward
11. Cllr. X. Zamisa	Male	ANC	Ward
12. Cllr S.G. Mkhize	Male	ANC	Ward

NAME OF COUNCILLOR	GENDER	AFFILIATION	WARD/PR
13. Cllr I.T. Shoba	Male	ANC	Ward
14. Cllr P.N. Mdlangathi	Male	ANC	Ward
15. Cllr M.M Dlamini	Male	ANC	Ward
16. Cllr M.T.C Bhengu	Male	ANC	Ward
17. T.E Mdladla	Male	ANC	Ward
18. Cllr B.B. Khathi	Male	ANC	Ward
19. Cllr D.R. Ngcamu	Male	DA	PR
20. Cllr R.C A.-Trollope	Female	DA	PR
21. Cllr N.P. Zulu	Female	IFP	PR
22. Cllr. N.C. Dlamini	Male	IFP	PR
23. Cllr S.J. Phakathi	Male	IFP	PR
24. Cllr. N. Dlamini	Female	EFF	PR
25. Cllr. D. Adam	Male	DA	PR
26. P.K. Memela	Male	EFF	PR
27. Cllr D.M Sithole	Male	EFF	PR

NAME OF COUNCILLOR	GENDER	AFFILIATION	WARD/PR
30. Cllr T. Dumakude	Female	EFF	PR
31. Cllr. S.A Zondi	Male	EFF	PR
32. Cllr. N. Zikode	Female	EFF	PR
Inkosi B.P Mkhulise	Male	N/A	

2.1.4 Attendance of Councillors in different portfolio Committees during 2024/25 financial year.

PORTFOLIO COMMITTEES	SITTING DATES	CHAIRPERSON	Number of Sittings	Attendance
Community Services Com: <u>Members of Portfolio</u> Cllr.B.B. Ntshiza Cllr. M.M. Dlamini Cllr. B.R. Memela Cllr. N.C. Dlamini Cllr. D. Sithole Cllr. T.F Dumakude Cllr R.C.A Trollope	July 2024- June 2025	Cllr. H.S. Mlibeni	04 sittings	4 4 4 2 3 0 3 4
Corporate Services Com:	July 2024-	Cllr.	04 sittings	
<u>Members of Portfolio:</u>	June 2025	P.S Msomi		4
Cllr. X. Zamisa Cllr. S.G Mkhize				4 4

PORTFOLIO COMMITTEES	SITTING DATES	CHAIRPERSON	Number of Sittings	Attendance
Cllr. M.M Dlamini Cllr. S.J. Phakathi				3
Cllr. S.A Zondi				2
Cllr. N. Zikode				3

PORTFOLIO COMMITTEES	SITTING DATES	CHAIRPERSON	Number of Sittings	Attendance
				0
Women's Caucus: <u>Portfolio Members:</u> Cllr. P.S Msomi Cllr. K.A. Hadebe Cllr. N Dlamini Cllr. N.P. Zulu Cllr. R.C.A Trollope Cllr N.S Zikode CLLR. T.F Dumakude	July 2024- June 2025	Cllr. B.R. Memela	3 sittings	3 2 2 2 3 3 2 2
Council: <u>Portfolio Members:</u>	July 2024- June 2025	Cllr. S.S. Phoswa	11 including Specials	11
Cllr. P.S. Msomi				10
Cllr. K.A. Hadebe				10

PORTFOLIO COMMITTEES	SITTING DATES	CHAIRPERSON	Number of Sittings	Attendance
Cllr. S.H. Mlibeni				11
Cllr. R.S. Mlotshwa				08
Cllr. N.G. Dlamini				08
Cllr. V.A.T. Mthembu				08
Cllr.B.B. Ntshiza				09

PORTFOLIO COMMITTEES	SITTING DATES	CHAIRPERSON	Number of Sittings	Attendance
Cllr. M.W. Mtolo				09
Cllr. S.G. Mkhize				06
Cllr. I.T. Shoba				10
Cllr. P.N. Mdlangathi				11
Cllr. M.M Dlamini				10
Cllr. B.B. Khathi				11
Cllr. M.T.C Bhengu				10
Cllr. X. Zamisa				11
Cllr. B.R. Memela				08
Cllr. T.E. Mdladla				10
Cllr. N. Dlamini				11
Cllr. N.C. Dlamini				09
Cllr P.K. Memela				08
Cllr. D.R. Ngcamu				11
Cllr. R.C.A Trollope				10
Cllr. S.J. Phakathi				11
Cllr. D. Adam				10
Inkosi TD Molefe				07
Inkosi. Mkhulisi				08
Cllr. T. Dumakude				00
Cllr . S.A Zondi				03
Cllr N. Zikode				06
Cllr. D.M. Sithole				10
Cllr. N.P. Zulu				09
				02
				07

PORTFOLIO COMMITTEES	SITTING DATES	CHAIRPERSON	Number of Sittings	Attendance
Executive Committee: <u>Portfolio Members:</u> Cllr K.A. Hadebe Cllr. H.S. Mlibeni Cllr. R.S Mlotshwa Cllr.N.G Dlamini	July 2024- June 2025	Cllr.P.S. Msomi	07 sittings including Specials	7 6 6 4 7
Finance Committee: <u>Portfolio Members:</u> Cllr. B.B. Ntshiza Cllr. I.T. Shoba Cllr. N.C. Dlamini Cllr. D.R. Ngcamu	July 2024-Jun 2025	Cllr. P.S. Msomi	11 sittings	11 11 9 9 10
Public Works & Basic Services Committee: <u>Portfolio Members:</u> Cllr T.E. Mdladla Cllr. P.N. Mdlangathi Cllr. V.A.T. Mthembu Cllr N. Dlamini	July 2024- June 2025	Cllr. K.A Hadebe	4 including Specials	4 3 4

PORTFOLIO COMMITTEES	SITTING DATES	CHAIRPERSON	Number of Sittings	Attendance
				3 3
Development and Town Planning Services Committee Cllr S.G. Mkhize Cllr B.B Khathi Cllr I.T. Shoba Cllr N.P. Zulu Cllr P.K. Memela	July 2024- June 2025	Cllr K.A. Hadebe	04 sittings	4 3 4 3 2 2
Municipal Public Accounts Com: <u>Portfolio Members:</u> Cllr. M.T.C. Bhengu Cllr. D. Adam	July 2024- June 2025	Cllr. W.M. Mtolo	04 sittings	4 4 4

PORTFOLIO COMMITTEES	SITTING DATES	CHAIRPERSON	Number of Sittings	Attendance
<u>Budget Steering Committee</u>		Cllr P.S. Msomi	02 sitting	2
Cllr K.A Hadebe				1
Cllr H.S. Mlibeni				1
Cllr V.A.T Mthembu				1
Cllr R.S. Mlotshwa				1
Cllr S.S. Phoswa				2
Cllr B.B. Ntshiza				2
Cllr I.T. Shoba				1
Cllr N.C. Dlamini				2
Cllr D.R. Ngcamu				2
Cllr. N.G Dlamini				2

The Corporate Support Services Department is responsible for providing secretarial functions to the municipality's governance structures such as portfolio committees/ Section 80 Committee, Section 79 Committees and some IGR Structures. The municipality has revised its Committees during the financial year this was done in order to ensure that the municipality's strategy is implemented effectively.

2.1.5 Municipal Public Accounts Committee

Members of MPAC:

The primary purpose of the MPAC, which consists of five non-executive Councillors, is to assist Council by holding the Executive Committee to account for service-delivery. Members of the municipal public accounts committee (MPAC)

2.2 ADMINISTRATIVE GOVERNANCE STRUCTURE

The following structures serves as the administrative governance of the organisation being headed by the Municipal Manager: Mr. NC Vezi as the head of Administration. The Management Committee consists of all Senior Managers and sits as in when required by the Accounting Officer. The Extended Management Committee consists of both Senior Managers and Middle-Managers and it sits on a monthly basis and is also chaired by the Municipal Manager. The following table indicates the dates when these two structures met during the financial year:

No	Administrative Structure	Date of the meeting
1.	Top Management Committee	12 August 2024
2.	Top Management Committee	06 September 2024
3.	Top Management Committee	11 November 2024
4.	Top Management Committee	18 November 2024
5.	Top Management Committee	25 March 2025 09 April 2025 05 May 2025 27 November 2023

Table 23

2.3 Component B: Intergovernmental Relations

Intergovernmental Relations (IGR) and the District Development Model (DDM) are critical mechanisms for ensuring effective coordination, integration, and alignment of government programmes across all spheres of government to achieve sustainable service delivery and development. Through these platforms, municipalities are able to strengthen collaboration with national and provincial departments, foster strategic partnerships, and ensure that planning and implementation are coherent and responsive to community needs. In the 2024/25 financial year, Dr Nkosazana Dlamini Zuma Local Municipality has continued to play an active role in the DDM and IGR structures, with Councillors and officials fully participating in these forums to drive collective planning, resource sharing, and monitoring of development outcomes for the benefit of local communities. The following tables and narratives indicate the participation thereof:

IGR Report for Quarter 1 of 2024/2025 financial year

2.3.1 IGR/ OR DISTRICT DEVELOPMENT MODEL MEETINGS PARTICIPATION

On the 03rd of October 2024, the Technical and Political Hub Cluster sat its meeting at Ubuhlebezwe Local Municipality, the representatives who are Mr. J Sondezi, Mr. NC Vezi, and Mrs. PS Msomi from Dr. Nkosazana Dlamini Zuma Local Municipality were in attendance.

The Governance, State Capacity, Institutional Development Cluster sat its meeting virtually on the 24th of October 2024 at Microsoft Teams platform, the representatives who are, Mr. J Sondezi, Mrs. NN Vakalisa, Mr. P Mtungwa and Mr. NC Vezi, from Dr. Nkosazana Dlamini Zuma Local Municipality were in attendance.

The meeting for Planners Forum, and Infrastructure Forum that was scheduled for the 09th of August 2024 at Harry Gwala District Municipality Council Chamber convened, the representatives from Dr. NDZ LM who sit in this cluster are Mrs. T. Dawe, Mr. V. Mngadi and Mr. Z. Dlamini and they were all in attendance. The Justice Cluster sat its meeting at Ubuhlebezwe Local Municipality Council Chambers and the representatives who are Mr. M W. Dlamini and Mr. K.E Dlomo were in attendance. The Combined Quarterly Ward Committee meeting was held on 20 October 2023 at Bulwer Community Hall.

IGR Report for Quarter 2 of 2024/2025 financial year

IGR and Public Participation Report for Quarter 4 of 2024/2025

IGR/ OR DISTRICT DEVELOPMENT MODEL MEETINGS PARTICIPATION

On the 24th of April 2025, the Governance, State Capacity, Institutional Development Cluster chaired by Mr. NC Vezi sat its meeting via Microsoft Teams, the representatives who are, Mrs. NN Vakalisa, and Mr. J Sondezi from Dr. Nkosazana Dlamini Zuma Local Municipality were in attendance. The District Municipal Rapid Response Team meeting sat its meeting at 10h00am and Speakers Forum meeting at 12h00, both meetings were on virtual platform on the 30 April 2025, the representative who were Mrs. NN Vakalisa from Dr. Nkosazana Dlamini Zuma Local Municipality was in attendance. The meeting for Planners Forum, and Infrastructure Forum, and Economic Cluster sat its meeting that was scheduled for the 9th of May 2025 at Kokstad Local Municipality Council Chamber, the representatives from Dr. NDZ LM who sit in this cluster are Mrs. T. Dawe, Mr. V. Mngadi and Mr. Z. Dlamini were in attendance.

The meeting for Technical and Social Clusters did not sit in quarter 04 of 2024/2025 financial year. Political Hub forum was scheduled to sit on the 12 May 2025 on virtual platform and also on 26 June 2025 at Harry Gwala Council Chambers, the Mayor Cllr PS Msomi and Municipal Manager, Mr. NC Vezi, Ms GK Mchunu and Mr. J Sondezi of Dr. Nkosazana Dlamini Zuma Local Municipality, were in attendance in both meetings. The Justice Cluster sat its meeting at Ubuhlebezwe Local Municipality Council Chambers and the representatives who is Mr. MW. Dlamini was in attendance. The Technical Munimec sat its meeting on the 10 June 2025 at Msunduzi Local Municipality board room. Mr. NC Vezi was present on behalf of Dr. Nkosazana Dlamini Zuma Local Municipality. The Local Government Communicators Forum sat its meeting on the 17 and 18 June 2025 at Margate hotel, Port-Shepstone. Mrs. NN Vakalisa was present on behalf of Dr. Nkosazana Dlamini Zuma Local Municipality.

Ward Committee functionality has been assessed by Cogta for Quarter 4 of 2024/25 financial year and results thereof has not yet been received.

2.4 Component C: Public Accountability and Participation

During Quarter 01-04 of 2024/2025 financial year these are the programmes that took place under public participation

PUBLIC PARTICIPATION MUNICIPAL PROGRAMS ATTENDED BY OFFICIALS/ OR WARD COMMITTEES:

ITEM NO.	PARTICIPATION OF WARD COMMITTEE MEMBERS IN MUNICIPAL PUBLIC PARTICIPATION PROGRAMME	DATE& VENUE
1.	Municipal Demarcation Board community stakeholders bilateral meeting.	02 July 2024. Bulwer Town hall, Ward 10.
2.	Career Awareness & CAO Application drive.	11 July 2024. Leshman High School, Ward 5.
3.	Handover of science kit to Mahlahla High School for Nelson Mandela commemoration day.	18 July 2024: Ward 7
4.	Men's dialogue at Gala hall.	30 July 2024 Ward 7
5.	Handover of 8ton truck to Bazamile Cooperative. Ward 3 community stakeholders meeting in regards to the portion of municipal land that is intended to be sold to Nazareth Baptist Church. Sod turning for the construction of Thonsini community hall and Siyathuthuka crèche.	19 August 2024: Ward 2. 25 August 2024: NUD Hall
6.	Community stakeholders meeting on Digital Connectivity & Ecosystem led by the Minister of Communications & Digital Technologies.	30 August 2024: Ward 4.
7.		06 September 2024: Ward 10.
8.	Handover of science kit at Masameni High School.	12 September 2024: Ward 15.
9.	Handover of science kit at Enhlanhleni High School.	14 September 2024: Ward 2.
10.	Community stakeholder's engagement on Human Rights at Bulwer CSC.	16 September 2024: Ward 10. 25 September 2024.
11.	Local Aids Council meeting at Bulwer CSC Council Chamber.	25 September 2024: Ward 10.
12.	Municipal Rapid Response Team (MRRT) meeting at Bulwer CSC Boardroom.	26 September 2024: Ward 2.
13.	Sod turning for the construction of crèche at Zwelisha.	

14.	Combined Quarterly Ward Committees Meeting at Bulwer town hall.	01 October 2024: Ward 10.

HARRY GWALA DISTRICT WARD COMMITTEE VERIFICATION RESULTS

PERIOD: OCTOBER– DECEMBER 2024 – BASED ON PROVINCIAL WC FUNCTIONALITY CRITERIA

Date verified: 13 to 28 March 2025

APP INDICATOR: NUMBER OF MUNICIPALITIES SUPPORTED TO MAINTAIN FUNCTIONAL WARD COMMITTEES

DISTRICT	Name of Municipality	Number of wards	No of community feedback meetings held	No of wards where community meetings were held	Wards where councillors convened community feedback meetings	Percentage of wards which convened meetings
HARRY GWALA	Ubuhlebezwe	14	21	11	1, 2, 3, 5, 6, 7, 8, 9, 10, 11 & 12	79%
	Greater Kokstad	10	23	10	All wards	100%
	uMzimkhulu	22	37	22	All wards	100%
	Dr. NDZ	15	31	15	All wards	100%
TOTAL		61	112	58	58 wards convened meetings	95%

COMMUNITY FEEDBACK MEETINGS CONVENED BY COUNCILLORS IN EACH WARD

DISTRICT	Name of Municipality	Number of wards	No of functional wards	% functional wards	Functional wards	No of non-functional wards	% non-functional wards	Reasons for non-functionality
HARRY GWALA	Ubuhlebezwe	14	11	79%	1, 2, 3, 5, 6, 7, 8, 9, 10, 11 & 12	3	21%	Ward 4 & 14 – No community meetings Ward 13 – Non submission
	Greater Kokstad	10	10	100%	All wards	0	0%	Evidence presented in all indicators
	uMzimkhulu	22	22	100%	All wards	0	0%	Evidence presented in all indicators
	Dr. NDZ	15	15	100%	All wards	0	0%	Evidence presented in all indicators
TOTAL		61	58	95%	58 wards functional	3	5%	

PUBLIC PARTICIPATION MUNICIPAL PROGRAMS ATTENDED BY OFFICIALS/ OR WARD COMMITTEES:

ITEM NO.	PARTICIPATION OF WARD COMMITTEE MEMBERS IN MUNICIPAL PUBLIC PARTICIPATION PROGRAMME	DATE& VENUE
1.	MRRT meeting.	31 October 2024, Memela Tribal Authority, Ward 13.
2.	The handover of Centocow taxi rank.	19 November 2024, Ward 5.
3.	Provincial verification of Ward Committees by Cogta.	28 November 2024: Mayville Offices, Durban
4.	Ward Committee Excellency Awards by Ubuhlebezwe Local Municipality.	03 December 2024: Peace Initiative hall, Ixopo
5.	Municipal Demarcation Board community stakeholders bilateral meeting.	04 December 2024. Bulwer CSC Boardroom, Ward 10.
6.	Combined Quarterly Ward Committees Meeting at Bulwer town hall.	11 December 2024: Ward 10.

MUNICIPAL RAPID RESPONSE TEAM**REPORT ON PUBLIC PROTEST WARD 11 ENKUMBA AREA (SOSIBO GROUP OFFICES)**

TITLE	DISCUSSION
Date	27 August 2024, Tuesday
Nature of a complaint	Employment of personnel in P7/3 project by Rhodes construction.
	<p>The public protest was reported in ward 11, the community was not happy about the recruitment processes for the labourers for the construction of P7/3 road. They said the concerned Ward Councillors were using nepotism to recruit labourers and the Tribal Council was not even involved in the process. A community member Mr. Zulu cited that Inkosi TD Dlamini from KwaBhidla Tribal Council instructed them to stop the project due to the labour issues.</p> <p>Moreover, they demanded that the selected labourers should be called and be verified whether they were indeed residents of ward 10 and ward 11 and should no longer continue to work as they demand a new employment system to be used.</p> <p>The Speaker: Councillor SS Phoswa together with Rapid Response team attended the protest and listened to all complaints addressed by community members. He then explained the procedure that was used and parties that are involved when it comes to employment of labourers. He also noted there was a communication breakdown between Councillor, Tribal Authority and the community.</p> <p>After a lengthy discussion on the matter it was resolved that there should be a meeting between Bhidla Traditional Council, Councillors and Department of Transport. Community representative were selected to report back to the community about the decision of the meeting.</p>

REPORT ON THE STAKEHOLDERS ENGAGEMENT MEETING ON THE CONSTRUCTION OF P7/3 ROAD THAT WAS HELD ON 27 AUGUST 2024 AT KWABHIDLA TRIBAL COURT

TITLE	DISCUSSION
Opening and welcome	A meeting was officially opened by Ndunankulu Hadebe and he welcomed all in the presence of the meeting.
Purpose of the meeting	<p>Inkosi Dlamini also welcomed everyone present,</p> <p>He cited that the purpose of the meeting was to get explanation from the municipality with regards to the construction of the P7/3 project. He expressed his concern that the tribal Council was not involved on the project however the Contractor was introduced to the Tribal Council and it was agreed that the Contractor was going to constantly report progress to the Tribal Council. He referred to the Municipal Structures Act section 8, subsection A, that in allows Traditional Authorities to be involved in municipal development within their tribal land.</p> <p>He expressed his concern for not being updated about the project's progress as well as the issue of poor work relations with local Councillors. Moreover he said the Tribal Council was not represented in the PSC for the construction of project P7/3.</p>
Engagements discussions /	<p>The Speaker: Councillor Phoswa stated that the Department of Transport together with Ward Councillors had a responsibility to report the project's projects that were taking place within the Traditional council as legislated. He urged all parties concerned to work together and emphasised on the importance of proper communication channels that should be followed. He also urged a good working relations between Traditional councils and ward Councillors.</p> <p>On the issue of representation of Bhidla tribal authority on the project he read a stamped letter from the tribal authority with name of the representative for the project.</p> <p>Mr. Sambo Sithole from Department of Transport said that the Tribal Council was indeed consulted and they were working hand in hand with Traditional Councils including Bhidla Tribal Authority. He said they also received a letter of representative from Bhidla Tribal authority. He further explained that there is a PSC committee, LLT committee that is responsible for recruitment processes.</p>
Resolutions	It was resolved that the LTT committee, Ward Councillor and Induna should lead on the issue of recruiting labourers for the project and the community would be given an opportunity to decide a recruitment criteria that will be suitable for them.
Closure	A meeting was declared closed by Inkosi TD Dlamini.

IDP ACTIVITIES

Dr Nkosazana Dlamini-Zuma Municipality has embarked in the process of collecting the information for the Draft 2025/2026 IDP to be presented to Council for noting on or before end March 2025. Thereafter a programme was drafted by the IDP Unit for the municipality to present the draft budget and this strategic plan to all stakeholders as outlined in the IDP/

Budget Framework and Process Plan 2025/2026. The following table indicates the dates and venues and various stakeholders that was consulted in the 1st round Draft IDP/Budget 2025/26 that was held in September to October 2024 and the 2nd round will be held in April – May 2025.

Below is the table indicating 1st round IDP roadshows that was held in September and October 2024.

Date	Stakeholder	Venue	Time
Day 1 Tuesday, 01 October 2024	Ward Committees	Bulwer Community Hall - Ward 10	10h00
Day 2, Thursday, 04 October 2024	Traditional Leaders	Bulwer CSC, Ward 10	10h00
Day 3 Tuesday, 08 October 2024	Zone 1: Ward 1,2,3 and 4	Enhlanhleni Community Hall – Ward 2	11h00
Day 4 Wednesday, 09 October 2024	Zone 2: Ward 5,6,7,8,14 and 15	Tarr's Valley Community Hall – Ward 7	11h00
Day 5 Thursday, 10 October 2024	Zone 3: Ward 9,10,11,12 and 13	Bhambatha Community Hall – Ward 9	11h00
Day 6 Wednesday, 16 October 2024	Creighton Stakeholders: Ratepayers & Residents Associations, Taxi Associations, Farmers Associations, Business Associations, Informal Traders Associations	Creighton Municipal Council Chamber	17h00
Day 7 Thursday, 17 October 2024	Bulwer and Donnybrook Stakeholders: Ratepayers, Residents Associations, Taxi Associations, Farmers Associations, Business Associations, Informal Traders Associations	Bulwer Community Services Centre (CSC) Council Chambers	17h00

Day 8 Tuesday, 22 October 2024	Underberg and Himeville Stakeholders: Ratepayers, Residents Associations, Taxi Associations, Farmers Associations, Business Associations, Informal Traders Associations	Underberg Country Club	17h00
-----------------------------------------------	-------------------------------------------------------------------------------------------------------------------------------------------------------------------------------------------------------	------------------------	-------

The IDP Unit has compiled a table of Community Requests that emanated from the above IDP/Budget Roadshows and was submitted to Management of Dr NDZ Municipality and Harry Gwala District Municipality for prioritization purposes. On the 04 November 2024 COGTA called a virtual meeting to present to the municipalities the findings and status of our IDPs after the assessment by COGTA and sector departments.

As part of COGTA presentations was also participation of Government Departments in the IDP Representative Forums.

Below is the table showing the attendance of sector departments in Harry Gwala family of municipalities IDP Representative Forums.

DEPARTMENTS	Attended		Did Not Attend	
	%	Number of 10	%	Number of 10
COGTA	80	8	20	2
EDTEA	80	8	20	2
DSD	40	4	60	6
HEALTH	70	7	30	3
PUBLIC WORKS	50	5	50	5
HUMAN SETTLEMENTS	40	4	60	6
DOE	60	6	40	4
DARD	60	6	40	4
COMSAFETY	30	3	70	7
DOT	80	8	20	2
DSAC	10	1	90	9
AVERAGE PERCENTAGE ATTENDANCE OF SECTOR DEPARTMENTS	56,55%		45,45%	
Comments: Attendance to IDP RFs improved this quarter as it was at 43,08% in the previous quarter, however it is also important to note that 10 IDP RFs sat this quarter, while in the previous quarter it was 12. There are also RFs which will be sitting on the 30 th September 2024.				

The municipality is now awaiting the signing of MEC Letters and distribution to the municipalities thereafter.

MAYORAL OUTREACH PROGRAMMES/ IDP ROADSHOWS 2024:

IDP meetings continue at Dr. Nkosazana Dlamini-Zuma Municipality, Led by Her Worship the Mayor Sindisiwe Msomi together with Speaker Cllr Sfiso Phoswa, Municipal Councilors and Harry Gwala District Councillors led by Mayor Cllr Z.D Nxumalo, as part of an endeavor to ensuring sufficient service delivery, Dr. Nkosazana Dlamini-Zuma Municipality held an Integrated Development Plan and Budget meeting with stakeholders from the Himeville/Underberg areas including residents and rate payers association as well as various business sectors. This platform provided for all stakeholders to come and

interact directly with the Municipality on issues affecting the community at large. Amongst the key objectives, the meeting aimed to clarify and elaborate on the programmes and plans of the Council. Enhance awareness and participation of the residents in monitoring and evaluation of the municipal plans and programs as required by the Municipal Systems Act. Stakeholders have diverse interests in the provision of services; however, they support the municipality in responding to communities' basic needs through engagements in decision-making.

The Mayor Cllr. PS Msomi did mention that there is a need to put measures in place to continuously ensure that the municipality measure its performance and compliance with set targets. There needs to be more accountability across all levels of the leadership spectrum (municipality & stakeholders) and systems put in place to ensure continuous flow of information from the institution to community members. Working together to build better communities.

UNDERBERG/HIMEVILLE STAKEHOLDERS IDP ROADSHOW



DR NKOSAZANA DLAMINI-ZUMA MUNICIPALITY IDP BUDGET ROADSHOW: WARD COMMITTEES IDP ROADSHOW



DR NKOSAZANA DLAMINI-ZUMA MUNICIPALITY IDP BUDGET ROADSHOW: BULWER STAKEHOLDERS



The Combined Quarterly Ward Committee meeting was held on 20 October 2023 at Bulwer Community Hall.

PUBLIC PARTICIPATION PROGRAMMES

The Municipal Public Accounts Committee (MPAC) as delegated by the Council of Dr Nkosazana Dlamini Zuma Local Municipality consulted its public on the audited 2023/24 Annual Report and 2023/24 audited financial statements for the purposes of developing an Oversight Report on the 2023/24 Annual Report that was presented by its Chairperson on 31 March 2025. Again the combined quarterly Ward Committee meeting for Quarter 3 of 2024/25 financial year was held together with the above mentioned session that was scheduled as follows

Date	Stakeholder	Venue	Time
Wednesday, 19 March 2025	Members of the Public & Ward Committees	Seaford Community Hall - Ward 13	10h00

DRAFT 2025/26 IDP/BUDGET ROADSHOWS

The Municipality will be hosting the Second Round of the Draft IDP/Budget Roadshows as part of the review of the IDP and Budget for 2025/2026 in terms of Chapter 4 and 5 of the Local Government Municipal Systems Act 32 of 2000, read in conjunction with the Chapter 4 of the Local Government Municipal Finance Management Act 56 of 2003.

The **Draft IDP and Budget Roadshows 2025/2026** were scheduled as follows:

STAKEHOLDER	DATE	VENUE	TIME
MEMBERS OF PUBLIC: ZONE 1 (WARD 1,2,3 & 4)	10 APRIL 2025	WARD 3: EKHubeni TENT NEAR EKHubeni CRECHE	11H00

STAKEHOLDER	DATE	VENUE	TIME
MEMBERS OF PUBLIC: ZONE 2 (WARD 5,6,7, 8,14,15)	15 APRIL 2025	WARD 14 – JUNCTION COMMUNITY HALL	11H00
MEMBERS OF PUBLIC: ZONE 3 (WARD 9,10,11,12,13)	16 APRIL 2025	WARD 10 – NJOBOKAZI COMMUNITY HALL	11H00
CREIGHTON STAKEHOLDERS	10 APRIL 2025	CREIGHTON COUNCIL CHAMBERS	17H00
BULWER/ DONNYBROOK STAKEHOLDERS	15 APRIL 2025	BULWER CSC	17H00
UNDERBERG & HIMEVILLE STAKEHOLDERS	16 APRIL 2025	TBC	17H00

MUNICIPAL RAPID RESPONSE ACTIVITIES

The Municipality convened its quarterly Municipal Rapid Response Team's meeting on 11 March 2025 and below are the issues that were discussed at the meeting:

Members Present: Chairperson Cllr. S.S. Phoswa

- : Mayor Cllr S. Msomi
- : Deputy Mayor Cllr. K.A. Hadebe
- : Mrs. Rvl Mhlophe (Donnybrook Saps)
- : Z. Cebisa (Saps Creighton)
- : V.C. Gumede (Saps Creighton)

Officials : Mr. N. Khathi (Public Participation)

- : Mr. V. Sosibo (MRRT Secretary)
- : Mr. S Chule
- : Mrs. B. 'Nkandi

PUBLIC PROTESTS REPORT

DATE	REPORTED INCIDENTS
1. Monday 17 February 2025,	<p>Employees of KPMM construction in P419 in ward 9, had a protest in KPMM Construction sites asking for an extension of their contracts.</p> <p>This follows after they were notified that their contracts were ended. On their recruitment they were told that they are on a fixed term contract of 18 months. They asked for an extension of their contracts at least for a six months' period.</p> <p>Induna Hlophe from Gwala Tribal Authority accepted their request and proposed an offer of five months periods.</p>

DATE	REPORTED INCIDENTS
Resolutions	<p>After a short discussion they accepted an offer for a five months extended contract given to them by induna Hlophe.</p> <p>It was resolved that their contracts will be extended for a period of five months starting from March 2025-July 2025.</p>
2.Friday, 21 February 2025: Protest by MK Party: Closing of Ithala Bank at Bulwer CSC	There was a non-violent public protest at Bulwer CSC on the issue of the closing of Ithala Bank.
Tuesday, 18 March 2025: Mdingi High School Ward 13	<p>Learner violence at Mdingi high school in Donnybrook ward 13.</p> <p>On the 18 March 2025, Tuesday there was a circulating video where learners were captured in a brutal fight in school premises. On the 19 March 2025, Dr. NDZ Municipal Rapid Response Team engaged with the school principal. It was reported that the fight started out of school "Impi yezigodi ". On the 14 March 2025 the school was alerted about the fight between two locations "izigodi" which is Nomandlovu and Junction. Teachers engaged with students involved in trying to prevent such fight.</p> <p>This brutal uncontrollable fight started during school lunch-break and four students were reported injured. A Special parents meeting and school governing body and relevant stakeholders has been convened to 20/03/2025 at 09:00 in Mdingi high school. No recent incidents were reported.</p>

On Thursday, 20 March 2025 another verification for Q2 of 2024/25 was held in Durban for the functionality of Ward Committees. A report has not yet been issued but it transpired that there were no irregularities in the submitted information. Ward Committees continues to attend all municipal programmes conducted by the municipality. Training Programme for 2024/25 financial year for Ward Committees is planned to take place before 30 June 2025.

FUNCTIONALITY OF WARD COMMITTEES

The verification by Cogta on the functionality of Ward Committees was held on 23 June 2025 and the results are as follows:

DR NKOSAZANA DLAMINI ZUMA MUNICIPALITY WARD COMMITTEE VERIFICATION RESULTS PERIOD: JANUARY– MARCH 2025 – BASED ON PROVINCIAL WC FUNCTIONALITY CRITERIA

Date verified: 23 June 2025

APP INDICATOR: MUNICIPALITY SUPPORTED TO MAINTAIN FUNCTIONAL WARD COMMITTEE
PUBLIC PARTICIPATION BUSINESS UNIT

Private Bag X9078, PIETERMARITZBURG, 3200

Southern Life Plaza, 271 Church Street, Pietermaritzburg, 3200

Tel: 033 355 6535 **Fax:** 033 355 6351

DR NDZ MUNICIPALITY WARD COMMITTEE FUNCTIONALITY REPORT – JANUARY TO MARCH 2025

No of wards	No functional wards	Functional wards	% functional wards	Non-functional wards	Reasons for non-functionality
15	12	2,3,5,7,8,9,10,11,12,13,14,&15	80%	1,4 & 6	<p>Ward 01 – Ward report not stamped & another ward report not signed by ward Cllr</p> <p>Ward 04 – Date tempered within the minutes of community meeting</p> <p>Ward 06 – Attendance register of community meeting not signed by attendees</p>

PUBLIC PARTICIPATION MUNICIPAL PROGRAMS ATTENDED BY OFFICIALS/ OR WARD COMMITTEES:

ITEM NO.	PARTICIPATION OF WARD COMMITTEE MEMBERS IN MUNICIPAL PUBLIC PARTICIPATION PROGRAMME	DATE& VENUE
1.	MRRT meeting.	11 March .2025; DR. NDZ Council Chamber
2.	Consultation for 2023/2024 financial year Annual report and quarterly Ward Committee meeting.	19 March 2025, Seaford Hall, Ward 13.
3.	Provincial verification of Ward Committees by Cogta.	20 March 2025: Mayville Offices, Durban
4.	Human Rights Day	25 March 2025, Mpumulwane Community Hall: Ward 05.
5.	War room Excellency Awards	26 March 2025: Bulwer Town Hall
JOINT MEDIAR TOUR AND PROJECTS HANDOVER PROGRAMME		
6.	Media Tour to showcase service delivery projects	01 April 2025, Himeville Boardroom

		Bulwer CSC Boardroom, Ward, 2, 10, 14 & 15
7.	Himeville Business Hive funded by Ndz	01 April 2025 Himeville
8.	Kilmon Homestays	01 April 2025: Ward 04
9.	Masamini Community Hall	02 April 2025: Ward 15
10.	OSS House- Handover	02 April 2025: Ward 02
11.	Xaba' s Tyre Fitment funded by NDZ	02 April 2025 : Creighton: Ward 14
12.	Disaster Management Centre	02 April 2025: Bulwer; Ward 10
13.	Bulwer Community Service Centre	02 April 2025: Ward 10
14.	OSS House- Handover	02 April 2025: Ward 05
15.	Zonal Cultural Competition: Ward 1,2,3 and 4	05 April 2025: Himeville
16.	Zonal Cultural Competition: Ward 5,6 and 8	06 April 2025: Magqubeni Hall, Ward 08
17.	Zonal Cultural Competition: Ward 7,9,10,11 and 12	12 April 2025: Nkelabantwana Hall : Ward 11
18.	Zonal Cultural Competition: Ward 13, 14 and 15	Junction Hall: Ward 14
19.	Training for Members of Ward Committees from all Wards: The role of Ward Committees on Disaster Management The Role of Ward Committees on Local Economic Development.	23-27 June 2025: Elangeni hotel, Durban

IDP/BUDGET OUTREACH PROGRAMMES

The 2nd Round of the 2025/26 IDP/Budget Roadshows:

STAKEHOLDER	DATE	VENUE	TIME
MEMBERS OF PUBLIC: ZONE 1 (WARD 1,2,3 & 4)	10 APRIL 2025	WARD 3: EKHubeni (TENT)	11H00
MEMBERS OF PUBLIC: ZONE 2 (WARD 5,6,7, 8,14,15)	15 APRIL 2025	WARD 14 – JUNCTION COMMUNITY HALL	11H00
MEMBERS OF PUBLIC: ZONE 3 (WARD 9,10,11,12,13)	16 APRIL 2025	WARD 10 – NJOBOKAZI COMMUNITY HALL	11H00
CREIGHTON STAKEHOLDERS	10 APRIL 2025	CREIGHTON COUNCIL CHAMBERS	17H00
BULWER/ DONNYBROOK STAKEHOLDERS	15 APRIL & 07 MAY 2025	BULWER CSC	17H00

STAKEHOLDER	DATE	VENUE	TIME
UNDERBERG & HIMEVILLE STAKEHOLDERS	06 MAY 2025	MOUNTAINVIEW B&B: UNDERBERG	17H00
AMAKHOSI	06 MAY 2025	HARRY GWALA DISTRICT MUNICIPALITY: COUNCIL CHAMBERS	10H00

The IDP Unit has compiled a table of Community Requests that emanated from the above IDP/Budget Roadshows and was submitted Management of Dr. NDZ Municipality, Harry Gwala District Municipality and Sector Departments for prioritization purposes. On the 5th of May 2025, COGTA called a virtual meeting to present to the municipalities the findings and status of the draft 2025/26 IDP after the assessment by COGTA.

THE PROGRESS ON THE FINAL 2025/26 IDP FOR SUBMISSION TO MEC: COGTA

All Chapters of the IDP have been updated as comments on the draft document have been circulated to all Heads of Departments for updating information on the integrated development plan. The following government entities have submitted their service delivery projects/programmes for inclusion in the IDP:

- Harry Gwala District Municipality
- The Department of Agriculture
- The Department of Transport
- Department of Education
- Department of Social Development
- Department of Economic Development and Environmental Affairs.

Alignment of the IDP with the SDBIP and other plans

IDP Objectives for all departments has been developed as well as the 2025/26 Draft Service Delivery and Budget Implementation Plan that will help measure the performance of the financial year 2025/26. The 2025/2026 SDF has been developed and its alignment with the IDP is also enhanced. Ward Based Plans have been developed and will be attached to the IDP that is going to be sent to Cogta after 31 May 2025. Sector Plans such as Disaster Management Sector Plan, Housing Sector Plans as well as policies have been reviewed and form part of the final IDP. Councillors have been consulted to prioritize capital projects using the 2025/2026 Ward Based Plans as the baseline information.

2.6 Component D: Corporate Governance

RISK MANAGEMENT

In line with the Enterprise Risk Management Framework the following documents have been developed and

approved by Council:

- The Risk Management Policy,
- Risk Management Strategy,
- Risk Management Charter,
- Risk Management Policy,
- Risk Management Implementation Plan,
- Fraud and Prevention Plan,
- Fraud and Prevention Policy,
- Organizational Gift Policy,
- The Whistle blowing policy,
- Fraud Prevention and Anti- Corruption Strategy
- Enterprise Risk Management Framework.

Municipality has done its risk assessments in line with the National Treasury regulations TR 3.2.1. for the 2024/2025 financial year. The Municipality has developed the following risk profiles: Strategic, Operational, Occupational Health and Safety, Information Communication and Technology, Project, and Fraud. The documents have been presented to the Risk Management Committee and the Risk Committee Chairperson has presented them to the Audit Committee and Council.

RISK CHAMPIONS

These risk profiles are monitored by the risk management unit on a monthly basis. The Risk Champions present the departmental status core on a monthly basis in their departmental meetings. The Senior Managers present the quarterly status core to the Risk Management Committee. The municipality is in the process of capacitating the risk unit, currently there is Manager: Internal Audit & Risk Management, the Risk Management Officer and Risk Management Intern.

The composition of Risk Champions:

- I)Mr. Nkosinathi Wela (Budget & Treasury)
- II)Mr. Wonderboy Dlamini (Community Social Services)
- III)Mr. Zwelethu Dlamini (Public Works and Basic Services)
- IV)Miss Sphumelele Mbatha (Office of the Municipal Manager)
- V)Mr. Thulani Majola (Development Planning & LED)

RISK MANAGEMENT COMMITTEE

The Risk Management unit is committed in benchmarking with other municipalities who have a high maturity level in terms of its risk profiles, and strengthening our governance processes. In line with the risk management strategy the risk management unit conducts quarterly anti-fraud and anti-corruption awareness campaigns. The unit has developed a whistle blowing policy, an institutional gift policy and gift register. The Municipality is currently utilizing the National Anti-Fraud and Corruption Hotline Number. The composition of Risk Management Committee is made up of the Senior Management:

- Mr. Phillip Mtungwa (Budget & Treasury)
- Ms. Kefuwe Mchunu (Community Social Services)
- Mr. Siyabonga Mngadi (Public Works and Basic Services)
- Mr. Nkosiyezwe Vezi (Office of the Municipal Manager)
- Mr. Thobeka Dawe (Development Planning & LED)
- Mrs. Nqobile N Vakalisa: Strategic Support Services Manager: OMM

RISK MANAGEMNT PUBLIC NOTICE

PLEASE BE ADVISED THAT ADVERTISED POST OR TENDERS ARE NOT FOR SALE!

SHOULD ANYONE PROMISE YOU A JOB OR TENDER IN RETURN FOR MONEY, OR ASK FOR MONEY TO BE DEPOSITED INTO AN ACCOUNT IN EXCHANGE FOR PROMISED JOBS OR TENDERS, PLEASE REPORT THE INCIDENT TO THE RISK MANAGEMENT UNIT OF DR. NKOSAZANA DLAMINI ZUMA LOCAL

MUNICIPALITY, FOR THE ATTENTION OF MS NOLLY NWABISA MTINTSO MANAGER, RISK AND INTERNAL AUDIT (039 833 1038) OR REPORT THE INCIDENT TO THE NATIONAL ANTI-FRAUD AND CORRUPTION HOTLINE NUMBER ON 0800701 701 TO PUBLIC SERVICE COMMISSION (PSC)

ANTI-FRAUD AND CORRUPTION BILLBOARD

The billboard is erected in all NDZ satellite offices, Creighton, Bulwer, Underberg and Himeville

ANTI-FRAUD AND CORRUPTION EMAIL BANNER

ALL NDZ employees should insert the email banner on their emailing signature

ANTI-FRAUD AND CORRUPTION CAR STICKERS

The stickers are distributed during the anti-fraud and corruption awareness campaigns.

THE FOLLOWING WERE ANTI-FRAUD AND CORRUPTION AWARENESS' DONE IN 2024/2025

2.7 STATUS ON THE IMPLEMENTATION ON Q1 ANTI-FRAUD AND CORRUPTION

OBJECTIVE

The objective is to provide a cornerstone of the building of an environment at the Dr Nkosazana Dlamini Zuma Municipality where crime of dishonesty, such as fraud and corruption and other unethical practices are efficiently, economically and effectively, prevented, detected, investigated and reported.

ACTIVITY LOCATION

Awareness was conducted at Creighton licensing unit on 25 September 2024.

ACTIVITY

The awareness was mainly to remind officials about the concept of fraud and corruption and way of not participating in such acts, furthermore, to encouraging employees to report acts of fraud and corruption and unethical behavior to the PSC hotline. Emphasis was also placed on discouraging the receipt of gifts, the officials were also taken through the process of accepting and reporting gifts from service providers.

The unit also shared pamphlets which speaks to DR NDZ having a zero tolerance to fraud and corruption and that jobs and tenders are not for sale.





STATUS ON THE IMPLEMENTATION OF Q2 ANTI-FRAUD AND CORRUPTION

OBJECTIVE

A workshop was conducted to introduce the Code of Ethical Leadership to all municipal leaders around the Harry Gwala district, the municipalities were further encouraged to adopt the code and infuse it in the municipal policies and procedures.

ACTIVITY LOCATION

The workshop was conducted at Ubuhlebezwe Municipality on the 13 November 2024.

ACTIVITY DESCRIPTION

The Harry Gwala District Municipality and all local municipalities in the district attended the roll out program on the Code of Ethical Leadership presented by Corporate Governance and Traditional Affairs together with the Office of the Premier. The main purpose of the program was to train municipal leaders (senior managers and Councillors) on the approved 7 principles as adopted at the national level. The code aims to be a tool to help municipal leaders navigate this challenging terrain. It clarifies what practices have been proven by the research to determine governance and should therefore be avoided and what practices are enabling and should be pursued. Presenters emphasized that it is not a case of minimally complying with the code that will lead to good outcomes also the spirit and intent with which it is done. At the end of the day, it is a moral choice by the individual leader as well as the municipal leadership as a collective.



STATUS ON THE IMPLEMENTATION OF Q3 ANTI-FRAUD AND CORRUPTION

OBJECTIVE

The objective is to provide a cornerstone for building an environment at the Dr Nkosazana Dlamini Zuma Municipality where crimes of dishonesty, such as fraud, corruption, and other unethical practices, are efficiently, economically, and effectively prevented, detected, investigated, and reported.

ACTIVITY LOCATION

Awareness was conducted at Himeville municipal office on 28 March 2025.

ACTIVITY

The Risk Management unit visited the Himeville municipal office with the purpose to awareness about anti-fraud and corruption and ethical behavior at the workplace. The awareness was mainly to remind officials about the concept of fraud and corruption and ways of not participating in such acts, and to encourage employees to report acts of fraud and corruption and unethical behavior to the PSC hotline. Emphasis was also placed on discouraging the receipt of gifts, officials were also taken through the process of accepting and reporting gifts from service providers. The unit also shared pamphlets that speak to DR NDZ having a zero tolerance for fraud and corruption, and that jobs and tenders are not for sale



STATUS ON THE IMPLEMENTATION OF QUARTER 4 ANTI-FRAUD AND CORRUPTION

OBJECTIVE

The objective is to provide a cornerstone for building an environment at the Dr Nkosazana Dlamini Zuma

Municipality where crimes of dishonesty, such as fraud, corruption, and other unethical practices, are efficiently, economically, and effectively prevented, detected, investigated, and reported.

ACTIVITY LOCATION

Awareness was conducted at:

Creighton Hall on 20 May 2025

Bulwer Hall on 21 May 2025

Underberg Hall on 22 May 2025

ACTIVITY

Risk Management unit in conjunction with Supply Chain Management unit conducted a 3-day training to local suppliers. The training was mostly about Supply Chain processes and Risk Management unit had a role to create awareness to the local suppliers about procurement fraud and corruption, emphasizing that tenders are not for sale therefore they must report any act of officials requesting favours/ bribes in exchange for a tender. They were further encouraged to be honest when they declare in their bid documents and the repercussions of a false declaration. Pamphlets that speak to DR NDZ municipality having a zero tolerance for fraud and corruption, and that jobs and tenders are not for sale was shared with all participants

2. 8 DR NKOSAZANA DLAMINI ZUMA MUNICIPLITY TOP TEN RISKS

STRATEGIC	
1	Inability to timely recover normal business operations in the event of a disaster / disruptions.
2	Failure to provide direction on information technology governance
3	Possible failure to prevent cyber security attacks
4	Inability to attract and retain critical scarce technical and suitable skills to the municipality to fulfil its mandate
5	Inability to achieve the goals as set on the 5year strategy (IDP)
6	Inability to meet service delivery needs and requirements
7	Failure to create an enabling environment to develop and grow the local economy
8	Uncoordinated planning for future development
9	Inadequate Public Participation
10	Possible failure to maintain an unqualified audit opinion

OPERATIONAL	
1	Ineffective legal services
2	Failure to handover projects
3	Failure to produce credible financial information on the system
4	Inadequate change management
5	Inability to collect revenue
6	Ineffective security system within the municipality
7	Ineffective implementation of records management process
8	Invasion of municipal owned land by the community
9	Inability to fully meet the Special need of the Community
10	Unsatisfactory Management of Stray animals and keeping of livestock in town illegally

2.9 Supply Chain Management

Municipal SCM Regulation 6 (2) (a) requires that municipal council should maintain oversight over the implementation of Supply chain management policy. Therefore, the Accounting Officer must within 30 days of each financial year submit a report on implementation of the supply chain policy to the Council. Subsection (4) further states that the report must be made public in accordance with section 21A of the Municipal System Act.

FUNCTIONS OF THE SCM UNIT: SUPPLY CHAIN MANAGEMENT

The Supply Chain Management unit functions under the direct supervision of the Chief Financial Officer and led by SCM Manager.

The structure of the Supply Chain Management unit covers the following elements within Supply Chain Management:

Demand Management	: Demand planning, specifications and
	Procurement of goods and services
	Above R 30 000.00 procurement section
Acquisition Management	: Procurement of goods and services below
	R 30 000.00 purchases section
Logistics Management	: inventory management and Stores.
Contract management	: Monitoring the performance of contracts procured through the SCM process.
Stores Management	: Monitoring of municipal inventory.

The staff establishment in the Supply Chain Management unit consists of a total number of 10 positions as attached organogram. The SCM unit require three more positions (one SCM Compliance administrator, one contract administrator and one demand administrator) to improve efficiency in the Supply Chain Management unit.

Training of SCM officials

Competency of level of the Supply Chain Management unit

The Municipal regulations on minimum competency levels requires a certain competency levels for officials involved in the implementation of the Supply Chain Management Policy. All 10 officials are competent and have met the minimum requirements competency level for Supply Chain Management. And moreover, all SCM officials have attended refresher SCM training on new SCM developments.

BID COMMITTEE SYSTEM

The bid committee system for competitive bids is functional within the Municipality. The bid committee system includes a Bid Specification, Bid Evaluation and a Bid Adjudication committee. These committees have been properly constituted and duly appointed and delegated to ensure that roles and responsibilities of each committee are properly executed.

All procurement of goods and services above R 300 000.00, long term contracts and Transversal contracts were approved by the bid committee system.

Awards through bid committee system and formal written price quotations above R 30 000.00 in terms of the SCM policy for 2024/2025 financial year. Annexure B (Bid and quotation register attached)

Procurement function	2024/2025
Number of awarded bids	
Number of formal written price quotation above R30 000 to R300 000	
Estimated value awarded bids	2 426 690,35
Estimated value formal written price quotation above R30 000 to R300 000	719 784,98
Estimated value of formal written price quotation below R30 000 plus contracted services	249 802,73
Panel Orders value	10 382 560,07
Universal contracts value	848 674,16
Total Deviation value	225 247,60
Total estimated Value of awards for the year	3 004 085,73

DEVIATION AND MINOR BREACHES FROM PROCUREMENT PROCESSES

According to SCM policy regulation 36 the Accounting Officer may deviate with the official procurement processes established by this Policy and procure any required goods or services through any convenient process, which may include direct negotiations, but only:

- in an emergency;
- if such goods or services are produced or available from a single provider only;
- for the acquisition of special works of art or historical objects where specifications are difficult to compile;
- acquisition of animals for zoos and/or botanical specimens for nature and game reserves; or
- in any other exceptional case where it is impractical or impossible to follow the official procurement processes

The following deviations must be included as a note in the Annual Financial Statements.

SUMMARY FOR THE YEAR 2024/2025

- Impractical to follow the SCM process R 2 225 247,60

Total amount to be disclosed

R 2 225 247,60

A detailed deviation register as at 30 June 2025 is attached

IRREGULAR EXPENDITURE- MFMA SECTION 32

Irregular Expenditure is defined as expenditure incurred in contravention of the Municipal Financial Management Act, Municipal Systems Act, Public Office Bearers Act or the Municipality's Supply Chain Management Policy. In terms of Section 32(4) of the MFMA the Accounting Officer must promptly notify the Mayor, the MEC for Local Government and Auditor-General must be informed of all possible irregular expenditure incurred by the municipality.

For the 2024/2025 financial year, there is no irregular expenditure incurred.

Fruitless and wasteful Expenditure incurred is R 3 896,05 to be disclosed in the Annual Financial statements

SUPPLY CHAIN MANAGEMENT REGULATION 45

Awards to close family members of persons in the service of the state. According to Municipal SCM regulation 45, any award above R 2 000 (VAT included) to a family of employees in the service of the state must be disclosed in the Annual Financial statements.

The following is the list as recorded in the declaration of interest form:

Patricia Daya (Department of Education Therapist) R.....

The Dr. Nkosazana Dlamini Zuma Municipality has been implementing the Supply Chain Management Regulations thoroughly through Supply Chain Management Policy.

Combating of irregular expenditure will continue to be key area of focus in implementation of Supply Chain Management within the Municipality. Dr. Nkosazana Dlamini Zuma Municipality will continuously strive to not only ensure compliance to legislations, but to also improve administrative efficiency and support growth of local providers. And giving effect to its constitutional mandate in terms of Section 152 of the constitution. This Supply Chain Management implementation annual report for the 2024/2025 financial year submitted in terms of paragraph 6 (2)(a) of the Supply Chain Management policy seeks to highlight the schedules of deviations to be disclosed as a note to the annual financial statements for 2024/2025 financial year and that awards to close family members of persons in the service of the state, to be disclosed as a note to the annual financial statements.

2.10 BY-LAWS

Bylaws are an essential instrument in ensuring that municipalities exercise their legislative and executive authority effectively. They serve as a critical mechanism for regulating activities within municipal boundaries, promoting good governance, ensuring compliance with policies, and safeguarding the wellbeing of communities. As per the Annual Report guidelines, it is imperative for municipalities to report on the existence and enforcement of bylaws, since these directly influence service delivery, community order, and sustainable development.

The Dr. Nkosazana Dlamini Zuma Local Municipality recognizes the importance of bylaws in maintaining law and order, regulating community activities, protecting public health and safety, and promoting socio-economic development. Bylaws provide the framework through which the Municipality ensures responsible management of resources, orderly human settlement, and the protection of public spaces. They also empower the Municipality to hold individuals and businesses accountable, thereby fostering transparency, accountability, and compliance.

In line with its legislative obligations, the Municipality has gazetted a comprehensive set of bylaws under Gazette No. 1846 of 2017. These bylaws cover a wide spectrum of municipal functions and community needs, including land use management, public health, environmental conservation, business regulation, and community safety. The gazetted bylaws are as follows:

1. Advertising Bylaws
2. Aerodrome Bylaws
3. Animal Pound Bylaws
4. Cemeteries and Funeral Undertakers Bylaws
5. Childcare Services Bylaws
6. Community Fire Safety Bylaws
7. Control and Discharge of Fireworks Bylaws
8. Control of Undertakings that Sell Liquor to the Public Bylaws
9. Dogs Bylaws
10. Dumping and Littering Bylaws
11. Encroachment Bylaws
12. Informal Trading Bylaws
13. Library Bylaws
14. Motor Vehicle and Traffic Bylaws
15. Nuisance Bylaws
16. Public Health Bylaws
17. Public Meetings and Gatherings Bylaws
18. Public Amenities Bylaws
19. Public Roads and Municipal Streets Bylaws
20. Public Transport Bylaws
21. Refuse Removal Bylaws
22. Road Traffic Bylaws
23. Rules and Orders of Municipal Councils and Committees of the Council Bylaws
24. Storm-water Bylaws
25. Waste Management Bylaws
26. Integrated Waste Management Bylaws
27. Business License Registration Bylaw

The existence and enforcement of these bylaws demonstrate the Municipality's commitment to creating an orderly, safe, and well-regulated environment that promotes sustainable development and enhances the quality of life for all residents. The Municipality will continue to review and update these bylaws where necessary to ensure alignment with evolving legislative frameworks, community needs, and developmental priorities.

3.11 MUNICIPAL WEBSITE CONTENT AND ACCESS

In line with legislative prescripts and good governance principles, the Dr Nkosazana Dlamini Zuma Local Municipality continues to publish all compliance-related information on its website to ensure transparency and accountability. For the 2024/2025 financial year, the following documents and information have been made available online:

- The current annual and adjustment budgets together with all budget-related documents.
- Budget-related policies applicable to the financial year.
- The previous Annual Report (2023/2024).
- All current performance agreements required in terms of section 57(1)(b) of the Municipal Systems Act.
- All supply chain management contracts above the prescribed value.
- An information statement containing a list of assets over a prescribed value disposed of in terms of section 14(2) or (4) during 2024/2025.
- Contracts agreed to in 2024/2025 to which subsection (1) of section 33 applies, subject to subsection (3) of that section.
- Public-private partnership agreements referred to in section 120 concluded in 2024/2025.
- All quarterly reports tabled in Council in terms of section 52(d) during 2024/2025.
- Performance Management Reports and Performance Agreements.
- Draft and Final Integrated Development Plan (IDP) together with the process plans.

The Municipality acknowledges the website as a critical tool for information-sharing, community engagement, and compliance monitoring. Building on the improvements made in previous years, the Municipality continues to ensure that the site is user-friendly, accessible, and responsive to the information needs of all stakeholders. During the 2024/2025 financial year, further updates were implemented to enhance navigation and ensure timely publication of compliance documents.

The website remains hosted and technically supported by the appointed service provider, Power-Vision, while content management is performed by the ICT Unit. This arrangement ensures that both the technical aspects and the accuracy of the published information are well managed, thereby reinforcing the Municipality's commitment to accountability and transparency. The municipality has just finalized the appointment of a new service provider to manage the municipal website.

2.12 Public Satisfaction on Municipal Services

The Dr. Nkosazana Dlamini Zuma Local Municipality did not conduct a formal community satisfaction survey during the 2024/2025 financial year due to budgetary constraints, as the undertaking remains a costly exercise. However, the Municipality continues to prioritize community engagement and feedback mechanisms through alternative platforms. To gauge public sentiment and respond to service delivery concerns, the Municipality actively utilizes social media platforms such as its official Facebook page, dedicated WhatsApp groups, and regular public meetings. These platforms serve as interactive channels where community members are able to raise queries, lodge service complaints, and make suggestions, to which the Municipality provides timely responses.

Through these ongoing engagements, the Municipality ensures that community voices are heard and incorporated into service delivery improvement initiatives, thereby fostering transparency, accountability, and a stronger relationship between the Municipality and its residents. Looking ahead, the Municipality intends to explore the possibility of allocating resources in the 2025/2026 financial year towards conducting a formal community satisfaction survey. This will strengthen the existing informal mechanisms by providing structured and measurable data on community perceptions, which will further inform planning, policy development, and service delivery improvements.

2.13 ALL MUNICIPAL OVERSIGHT COMMITTEES

In terms of the Municipal Structures Act (Act 117 of 1998) and the Municipal Finance Management Act (Act 56 of 2003), municipalities are required to establish oversight structures that ensure effective governance, accountability, and transparency. Oversight Committees play a critical role in strengthening good governance by monitoring compliance, financial management, and service delivery performance.

This report outlines the different Oversight Committees of Dr Nkosazana Dlamini Zuma Local Municipality (NDZ LM) and provides an overview of their functionality during the 2024/25 financial year. Oversight Committees of NDZ LM

Municipal Public Accounts Committee (MPAC)

- Mandate: Established in terms of section 79 of the Municipal Structures Act.
- Composition: Non-executive Councillors, chaired by a Councillor not serving in any Portfolio Committee or in the Executive Committee to ensure independence.
- Functions:
 - Oversight of financial management, including reviewing Annual Reports, the Auditor-General's findings, and performance information.
 - Preparing an Oversight Report on the Annual Report for Council consideration.
 - Monitoring corrective action plans on audit findings.
- Functionality in 2024/25:
 - Held four meetings during the year under review.
 - Successfully reviewed the 2023/24 Annual Report and tabled the Oversight Report to Council on 31 March 2025.
 - Engaged with the Auditor-General's findings and monitored progress on implementation of corrective measures.
 - Conducted public participation engagements to enhance transparency.

Risk Management Committee

- Mandate: Operates in terms of section 166 of the MFMA.
- Composition: Independent Chairperson with financial, auditing, and legal expertise.
- Functions:
 - Provide advice to Council and management on risk mitigation plans, risk management, internal controls, and compliance with legislation.
 - Review quarterly risk management reports.
- Functionality in 2024/25:
 - Convened four statutory meetings.
 - Reviewed risk management reports and provided recommendations to management.
 - Monitored the implementation of the Risk Register and mitigation strategies.
 - Played a key role in ensuring that the municipality sustained its unqualified audit opinion.

Internal Audit Unit (supporting oversight)

- Mandate: Established in terms of section 165 of the MFMA.
- Functions:
 - Provide independent assurance on the effectiveness of internal controls, governance, and risk management processes.

- Conduct audits on predetermined objectives, compliance, supply chain, and financial controls.
- Functionality in 2024/25:
 - Completed the approved Internal Audit Plan, including audits on supply chain management and asset management.
 - Produced quarterly reports which were tabled to both the Audit and Risk Committee and MPAC.

Audit and Performance Audit Committee

- Mandate: Required in terms of section 14 of the Municipal Planning and Performance Management Regulations, 2001.
- Functions:
 - Review the municipality's performance management system and reports.
 - Assess compliance with legislation in relation to performance management.
- Functionality in 2024/25:
 - Reviewed the Quarterly Performance Reports and submitted recommendations to Council.
 - Ensured alignment between the IDP, SDBIP, and Annual Performance Report.
 - Played a supportive role in ensuring that performance reporting remained reliable and credible.

Other Oversight Committees of Council

In addition to MPAC and Audit Committees, NDZ LM has various Section 79 and 80 Committees (e.g., Finance Committee, Public Works and Basic Services, Corporate Services, Community Services, and Development and Town Planning Services Committees).

- Functions:
 - Monitor departmental performance.
 - Ensure implementation of Council resolutions.
 - Conduct oversight visits on projects.
- Functionality in 2024/25:
 - All committees sat as per their annual schedule, with an average of 4 meetings each.
 - Attendance registers show good participation by Councillors, with a few exceptions noted And addressed through the Office of the Speaker.

Assessment of Functionality

- Strengths:
 - Committees complied with legislation and reporting requirements.
 - Oversight Reports were timeously tabled to Council.
 - Public participation was integrated into oversight processes.
- Challenges:
 - Capacity constraints in terms of financial and technical expertise.
 - Occasional poor attendance by some Councillors in portfolio committees.
 - Limited resources for oversight visits and follow-up monitoring.
- Corrective Measures:
 - Training of Councillors on oversight roles.
 - Strengthening the Internal Audit Unit with skilled personnel.
 - Enforcing accountability for Councillor attendance through the Speaker's Office.

Conclusion

Oversight Committees in Dr Nkosazana Dlamini Zuma Local Municipality have been functional during the 2024/25 financial year. While challenges exist, the municipality has demonstrated commitment to strengthening oversight, accountability, and governance processes. The effectiveness of these structures contributes to ensuring transparency, financial discipline, and improved service delivery to communities.

The Women's Commission

The Women's Commission of Dr Nkosazana Dlamini Zuma Local Municipality is established as a special council committee to promote the rights, empowerment, and development of women within the municipality. It operates in line with the South African Constitution (1996), the Municipal Structures Act (Act 117 of 1998), the Municipal Systems Act (Act 32 of 2000), and the Gender Policy Framework for Local Government (2007).

The Commission serves as a platform for Councillors and stakeholders to mainstream gender equality across municipal programmes, policies, and service delivery.

Role of the Women's Commission

- To act as an advocacy body for the advancement of women's rights and gender equity within the municipality.
- To serve as a watchdog structure ensuring that the voices of women are represented in municipal planning, budgeting, and policy processes.
- To provide strategic leadership in addressing socio-economic challenges affecting women, particularly in rural communities.
- To bridge the gap between women in the community, civil society organisation's, and the municipal council.

Core Functions

Policy and Planning

- Mainstream gender considerations into the Integrated Development Plan (IDP) and Service Delivery and Budget Implementation Plan (SDBIP).
- Review municipal policies to ensure that they are gender-responsive.
- Advise Council on gender equity strategies and policies.

Empowerment and Development

- Promote programmes aimed at economic empowerment of women, including support to women-owned cooperatives, SMMEs, and entrepreneurs.
- Facilitate training and capacity-building workshops for women in leadership, governance, and business skills.
- Encourage women's participation in Expanded Public Works Programme (EPWP), agricultural initiatives, and local tourism projects.

Advocacy and Awareness

- Drive campaigns on issues such as gender-based violence (GBV), women's health, reproductive rights, and social inclusion.

- Partner with civil society and government departments to commemorate key events like Women's Month and 16 Days of Activism against GBV.
- Advocate for increased representation of women in municipal leadership and community structures.
- Oversight and Accountability
- Monitor the municipality's compliance with Employment Equity Plans and gender targets in staffing and procurement.
- Ensure that municipal budgets allocate resources for programmes benefiting women.
- Oversee the implementation of Council resolutions related to women's empowerment.

Stakeholder Engagement

- Collaborate with Harry Gwala District Women's Caucus, provincial and national gender structures.
- Engage with Traditional Councils, NGOs, youth structures, and faith-based organisation's to support gender programmes.
- Serve as a platform for dialogue between women Councillors and community women leaders.

Expected Outcomes

- Improved representation and participation of women in decision-making.
- Increased economic opportunities for women through municipal support.
- Strengthened efforts in addressing social ills such as GBV, poverty, and inequality.
- A municipality that is more inclusive, people-centered, and gender-responsive.

CHAPTER 3

3.1.1 HOW IS THE ORGANISATIONAL PERFORMANCE MEASURED

Performance is calculated using a two-scale method that categorizes results as either "Target Achieved" or "Target Not Achieved." This approach provides a clear and straightforward assessment of performance against predetermined objectives. A target is considered achieved when the actual performance meets or exceeds the set benchmark within the reporting period. Conversely, a target is classified as not achieved if the performance falls short of the expected outcome. This binary method allows for efficient performance monitoring, simplifies reporting, and enables focused analysis for areas requiring improvement or intervention. Targets that are over-achieved or partially achieved are reported on the report as part of the assessment of the entire organisational performance and are however not recorded for scoring purposes.

Annexure B is the Annual reporting template for the Top Layer SDBIP Report for the 2024/25 financial year ended 30 June 2025 which measures the municipality's overall performance per National Key Performance Area.

All internal departments have prepared their quarterly performance report with assistance from the PMS Unit in terms of reviewing the performance information. Reviews on the submitted performance information had been done and reported to the relevant Heads of Departments for amendments. The Internal Audit unit audited performance information in ensuring accuracy on reporting, alignment with the planning document (SDBIP) and alignment between indicators and targets as well as compliance issues as per performance management and the first report was submitted to their office on 07 August 2025 as per the signed audit plan.

The Municipality achieved an overall performance of 90%, with 56 out of 62 Key Performance Indicators (KPIs) met for the 2024/2025 financial year. This is a significant achievement and reflects consistent service delivery across departments aligned to the IDP and SDBIP.

The following departments achieved 100% of their planned annual targets:

- Community & Social Services
- Corporate Services
- Budget & Treasury Office

The Office of the Municipal Manager's 100% in Quarter 4 of 2024/25 performance illustrates robust governance, internal controls, compliance, and leadership excellence in performance management and reporting.

3.1.2 HIGHLIGHTS AND ACHIEVEMENTS

Key highlights on overachieved service delivery targets recorded during the year include:

- 86.1% of the capital budget was spent (target: 90%).
- 83.52% of revenue was collected (target: 78%).
- 821 households received Free Basic Electricity (target: 700).
- 17 library outreach and 18 computer training programmes were implemented.
- 90 street lights were installed to improve safety.

The Municipal Performance Report and all quarterly submissions were delivered to oversight structures on time.

ANALYSIS OF PERFORMANCE

Despite overall excellent performance, the following challenges were observed:

- Infrastructure delays in Public Works & Basic Services due to underperforming contractors and re-advertisement of tenders.
- No SMME training programmes delivered under Development & Town Planning, attributed to a lack of service provider response.
- EPWP job creation targets not met (259 created vs. 271 target), impacted by National Treasury funding cuts.
- Internal coordination gaps in performance assessment processes for middle management indicate the need for improved cross-departmental consultation.

In contrast, the three departments namely Community and Social Services, Budget and Treasury Office and Corporate Support Services excelled, setting an example of strategic focus, compliance, and operational discipline.

BUDGET IMPLICATIONS

The performance achievements were attained within the approved municipal budget. Notable observations include:

- capital budget expenditure of 86%.
- Under-utilization of allocated budgets in skills development and EPWP programmes due to external constraints.
- It had been noted that in some service delivery related projects there was under expenditure as a result on underperformance by appointed service providers as well as over-expenditure due to multi-year projects which have been budgeted for in both financial years.

There is a need for more flexible budget reallocation mechanisms to redirect funds to high-performing or critical service delivery areas.

STAKEHOLDER CONSULTATION

The report's development was informed by inputs from:

- Internal Audit Unit
- Heads of Departments
- COGTA

These engagements ensured alignment between planned outcomes and actual delivery. It now awaits feedback from APAC before finalization and tabling to the External Auditors: Auditor General, Council and its Committees and later to members of the public.

RECOMMENDATIONS

Based on the performance results and identified issues, the following recommendations are made:

- Strengthen contract and project management controls, including early detection and resolution of contractor non-performance.
- Expedite partnerships with TVET colleges to ensure delivery of training programmes for local businesses and youth.
- Align EPWP targets with confirmed funding to avoid unrealistic expectations.
- Institutionalize regular interdepartmental performance review sessions to improve planning and assessments.
- Replicate the systems used by high-performing units, particularly the Office of the Municipal Manager, across all departments.
- Maintain proactive engagement with APAC, Internal Audit and COGTA to strengthen oversight.

The report is tabled for the Audit and Performance Audit Committee to note and make inputs thereon.

3.1.3 ORGANISATIONAL PERFORMANCE PER DEPARTMENT: 2024/2025

Quarter Total Number of Targets: 62	Targets Achieved	Targets Not Achieved	Targets Applicable	Targets Not applicable
Status Report & Performance percentages %	57	05	62	0
in	92%	8%	100%	0%

COMPARISON OF PERFORMANCE BETWEEN 2023/2024 AND 2024/2025 FINANCIAL YEARS

NO.	NAME OF THE DEPARTMENT	% PERFORMANCE FOR 2023/2024	% OF PERFORMANCE AS AT END OF 2024/25
1.	Public Works & Basic Services	81%	90%
2.	Development, Town Planning, LED& Tourism	86%	83%
3.	Community and Social Services	86%	100%
4.	Corporate Support Services	100%	100%
5.	Budget & Treasury Office	89%	100%
6.	Office of the Municipal Manager	89%	83%
7.	Organisational Overall Performance	89%	92%

The Public Works and Basic Services (PWBS) Department is responsible for the development and implementation of processes, systems and strategies designed to procure and sustain infrastructural capacity required by the Municipality in its quest to provide quality services to the community as well as ensuring that resources at the Municipality's disposal are equitably distributed to all areas of operation to enhance service delivery to benefit the people.

3.2 PUBLIC WORKS AND BASIC SERVICES: PERFORMANCE OVERVIEW

The department is responsible for the following most important functions of which are:

- Refuse removal
- Electrification
- Municipal environmental management services
- Municipal roads and storm water drainage
- Street lighting
- Construction of community facilities

FUNDING SOURCES

The Municipality receives funding from the following sources to implement and maintain the infrastructure assets with its jurisdiction:

- Municipal Infrastructure Grant (MIG)
- Expanded Public Works Program (EPWP)
- Integrated National Electrification Program (INEP)
- Equitable Share
- Economic Development, Tourism and Environmental Affairs. (EDTEA)
- Small Towns Rehabilitation Grant (COGTA)
- Sports, Arts and Culture

ANNUAL PERFORMANCE REPORT FOR 2023/24 FINANCIAL YEAR: PUBLIC WORKS AND BASIC SERVICES DEPARTMENT

01 July 2024– 30 June 2025

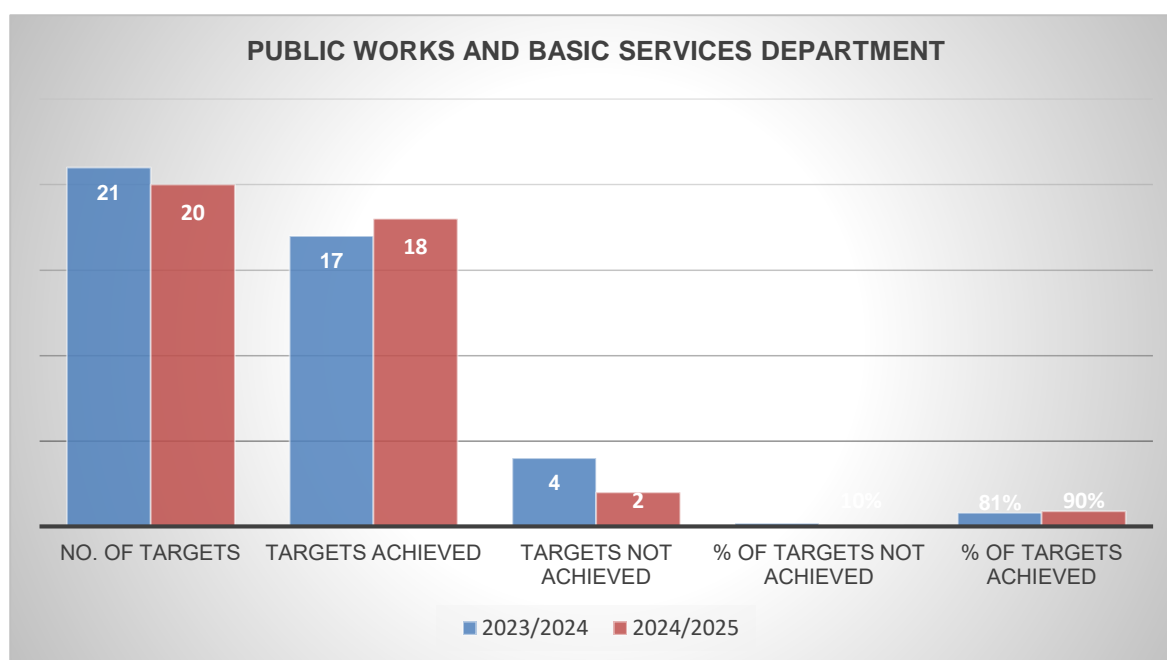
Annual Performance Total no of targets: 20	Targets achieved	Targets not achieved	Targets applicable in the year	Not applicable in the year
Annual performance & in performance percentages	18	02	20	0
	90%	10%	100%	0%

Table

COMPARISON OF PERFORMANCE BETWEEN 2023/2024 AND 2024/2025 FINANCIAL YEARS

CATEGORY	2023/2024	2024/2025
No. of targets	21	20
Targets Achieved	17	18
Targets not achieved	04	02
% of targets not achieved	19%	10%
% of Targets Achieved	81%	90%

Table

**(PROJECTS MANAGEMENT UNIT) SERVICE-DELIVERY PROJECTS AND ACTIVITIES**

The municipality implemented the following Capital Infrastructure projects during the 2024/25 financial year through its PMU. The following activities were conducted/ facilitated by the unit

- Conducting assessment to review the viability of projects
- Preparation of Business plans for submission to funders
- Preparation of Designs
- Registration of projects with funders
- Preparation of Bid documents that include detailed specification and construction drawings
- Monitoring and evaluation during construction.
- Quality Control


Construction of gravel access roads


During the 2024/25 financial year the target of gravel roads to be constructed/renewed was **2 km**, actual constructed/renewed was **2,358 km**.

Job opportunities: Nil

The Municipality is currently using plant hire panel to construct new gravel access roads that why there was no job opportunities created

Mtshali Access Road		<ul style="list-style-type: none"> • Clearance • road bed formation gravel tipping and processing • Skimming 	The project is 100% complete.	
Mission Access Road		<ul style="list-style-type: none"> • Clearance • roadbed formation • gravel tipping and processing • Skimming 	The project is 100% complete.	



Remarks: Above is an image of Mission Access Road in ward 15	
	

Remarks:

Above is an image of Mtshali Access Road in ward 14

Construction of Asphalt (Paved) Roads

During the 2024/25 financial, there was a target of 1.061 km of paved access roads to be constructed and 1.208km was achieved in ward 2, 3 & 10. A total of 66 job opportunities and 4 experiential learning opportunities were created.

Project Name	Scope	Status	KM'S
Bulwer Asphalt Surfacing Road Phase 8, Ntokozweni Road Section 3	<ul style="list-style-type: none"> • Layer-works • Storm-water control • road marking • road sign • guard rails 	<p>The project is a multi-year, starting from the 2024/25 and will be completed in the 2025/26.</p> <p>The project is at 40% complete</p>	0,6km
Underberg Asphalt Surfacing Road Phase 4, Riverview Access Road	<ul style="list-style-type: none"> • Layer-works • Storm-water control • road marking • road sign 	<p>The project is practical complete, under defect liability period</p>	0,250km

		which lapse on the 31 st of December 2025	
Himeville Township Roads Phase 1	<ul style="list-style-type: none"> • Layer-works • Storm-water control • road marking • road sign 	The project is practical complete, under defect liability period which lapse on the 30 th of June 2026.	0.358km

During the 2024/25 financial year, there was a target of 1.830 km of upgrade of gravel roads steep hills to concrete on access roads and 1.264km was achieved in ward 1, 7 &15. A total of 44 Job opportunities were created.

Project Name	Scope	Status	M'S
Tarsvalley Concrete Surfacing Road	<ul style="list-style-type: none"> • Layer-works • Storm-water control • road marking • road sign 	The project is at Practical complete, under defect liability period which lapses on 28 February 2026	0,368km
Mandawe Concrete Surfacing Road	<ul style="list-style-type: none"> • Layer-works • Storm-water control • road marking • road sign 	The project is at 45% complete	0,416km
Mqatsheni Concrete surfacing Road	<ul style="list-style-type: none"> • Layer-works • Storm-water control • road marking • road sign 	The project is Practical complete, under defect liability period which lapses on 31 March 2026	0,480km


During the 2024/25 financial year we planned to upgrade 1 town in ward 10. A total of 20 job opportunities were created.

Project Name		Scope	Status	
Bulwer Town Upgrade Phase-2 (Sidewalks Infrastructure Development)		<p><u>Brief Scope of works:</u></p> <p>-This project is for the construction of proper storm-water & traffic control measures, create appropriate pedestrian sidewalks & bus stop and shelters, better improving the image of the town for attraction of the business investors.</p> <p>-Construction of paved sidewalks</p> <p>-Construction of storm-water drainage system/measures (in all sections i.e. from stalls side/road/parking's up to SAPS side).</p> <p>-Construction of retaining wall.</p> <p>Construction of school learner transport drop-off zone (nearby the car wash section).</p> <p>-Construction of the road Bell-mouth for Bird Street (nearby the car wash section).</p> <p>-Repair Damaged Asphalt Road edges (in all sections where it necessary).</p> <p>-Construct the 02x Bus shelters (nearby Bulwer Library & Bulwer SAPS).</p> <p>-Construction 01x truck stop bay (on the R617 Road nearby SAPPI offices).</p> <p>-Construction of concrete paved section to accommodate</p>	The project is practical complete and under defect liability period ending by the 13 th of December 2025.	

		truck stop and public packing's (from library to Bulwer SAPS station) -Line marking's (on roads & parking in all sections).		
--	--	--------------------------------------------------------------------------------------------------------------------------------	--	--


Remarks

- The above picture shows the completed additional bus shelter, constructed at the School Learner Drop-off zone.


Remarks

- The above picture shows the completed paved Sidewalks and Concrete paved truck stop nearby the Bulwer Library & Bulwer SAPS.


Remarks

The above picture shows the concrete paving at Mandawe Access Road


Remarks

The above picture shows the concrete paving at Ntokozweni Access Road

**Remarks**

The above picture shows the concrete paving at Mqatsheni Access Road

**Remarks**

The above picture shows the concrete paving at Tars Valley Access Road

Installation of Bus Shelters

During the 2024/25 financial year we planned to supply and install 7 Bus Shelters.

Project Name	Ward	Scope	Status	No
	9 to 15	<ul style="list-style-type: none"> ✓ Prepare 7 site for concrete slabs ✓ 20MPA concrete slab must be 4.5m x 2m and 150mm thickness x7 (with 150mm PEF 193) ✓ Structural steel frame ✓ Length 4.1m and height 2.1m, cover sheets to be 1BR element (Traffic green in colour) must be 0.6mm thick 	The project is complete	7
Ntwasahlobo Pedestrian Bridge		<ul style="list-style-type: none"> • The application for the Environmental Impact Assessment has been approved by EDTEA. • Water use authorization has been approved. • This project is MIG registered and to be implemented in multi financial year starting from 2025/26. 		
Ndlangisa Pedestrian Bridge		<ul style="list-style-type: none"> • The application for the Environmental Impact Assessment has been approved by EDTEA. • Water use authorization has been approved. • This project has been prioritized to be implemented in the 2025/2026 financial year using internal funding. 		
Gobhogobho Pedestrian Bridge		<ul style="list-style-type: none"> • The application for the Environmental Impact Assessment has been approved by EDTEA. • Water use authorization has been approved. • This project is MIG registered and to be implemented in multi financial year starting from 2025/26. 		

Half-my-Right Pedestrian Bridge			<ul style="list-style-type: none"> The application for the Environmental Impact Assessment has been approved by EDTEA. Water use authorization has been approved. This project is MIG registered and to be implemented in multi financial year starting from 2025/26. 	
Supply and install 7 Bus Shelters				

Job opportunities: 7

Construction of pedestrian Bridges

Installation of storm water pipes

During the 2024/25 financial, there was a target of 100m of storm water pipes and 127.5m was achieved. A total of 8 Job opportunities were created.

Project Name	Ward	Scope	Status
Phakamani Acces Road	4	10m of 600mm diameter	Complete
Magwababeni/Mampondweni Access Road	5	15m of 600mm diameter	Complete
Mayville Access Road	6	12.5 m of 600mm diameter	Complete
Khwapheni Access Road	6	15m of 600mm diameter	Complete
Mathubeni Access Road	5	10m of 600mm diameter	Complete
Magoso Access Road	8	20m of 600mm diameter	Complete
Scedagi Access Road	8	15m of 600mm diameter	Complete
Mthembu Access Road	13	20m of 600mm diameter	Complete

Construction of Community Amenities



During the 2024/25 financial year, there was a target of 2 Community Halls, 3 Creches and 1 Sportfield and it was all achieved. A total of 91 Job opportunities and 4 experiential learning opportunities were created.

Project Name	Scope	Status
Khubeni Creche	<ul style="list-style-type: none"> • Building • Ablution block • Sickroom • 2 classrooms designed to accommodate 60 children (30 children each) • Kitchen • playing area • Borehole • Fencing 	The project is practical complete.
Mafohla Community	<ul style="list-style-type: none"> • Hall Building designed to accommodate people • ablution block • Kitchen • Storeroom • fencing • Parking Area 	This was a multi-year project which started in 2023/24 and completed in 2024/25. The project is Complete
Thonsini Community Hall and Crèche	<ul style="list-style-type: none"> • Hall Building designed to accommodate 250 people • 2 Change rooms • Storeroom • Kitchen • Ablution block • Fencing • Crèche Building • Sickroom • 2 classrooms designed to accommodate 60 children (30 children each) • Kitchen • Playing area • Borehole • Fencing • Parking Area 	The project is practical complete

Project Name	Scope	Status
Siyathuthuka Crèche	Building <ul style="list-style-type: none"> • Ablution block • Sickroom • 2 classrooms designed to accommodate 60 children (30 children each) • Kitchen • playing area • Borehole • Fencing • Parking Area 	The project is Practical complete.
Zwelisha Crèche	<ul style="list-style-type: none"> • Building • Ablution block • Sickroom • 2 classrooms designed to accommodate 60 children (30 children each) • Kitchen • playing area • Borehole • Parking Area 	The project is Practical complete.
Maguzwana Sportfield	<ul style="list-style-type: none"> • Fencing • Soccer pitch • construction of Combo court • borehole • Grandstands • Parking Area 	The project is practical complete

Pictures:

	
<p>Remarks</p> <ul style="list-style-type: none"> The above picture shows the completed Khubeni Crèche, in ward3. 	<p>Remarkshe above picture shows the completed Mafohla Community Hall.</p>
	
<p>Remarks</p> <p>The above picture shows the completed Thonsini Hall, in ward 4.</p>	<p>Remarks</p> <p>The above picture shows the completed Thonsini Crèche, in ward 4.</p>
	
<p>Remarks</p>	<p>Remarks</p> <p>The above picture shows the completed Zwelisha crèche, in ward 2.</p>

The above picture shows the completed Siyathuthuka Crèche, in ward 5.	
	
Remarks The above picture shows the Combo Court at Maguzwana Sportfield in ward 1	Remarks The above picture shows the Soccer Pitch at Maguzwana Sportfield in ward 1

ELECTRIFICATION PROJECTS

During 2024/25 financial year the municipality managed to do 172 household connections as planned.

Job opportunities: 77

Project Name		Household	Status
Electrification Of Greater Kilmun/ Cabazi Phase 7		18	The project is practical complete
Electrification Of Greater Khukhulela/ Nomagaga Phase 7		18	The project is practical complete
Electrification Of Greater Ngwagwane Phase 7		23	The project is practical complete
Electrification of Greater Nkwezela Phase 7		18	The project is practical complete

Electrification of Greater Nkumba/ Mangwaneni Phase 7		15	The project is practical complete
Upgrade of Lamington to Greater Stepmore/Ridge		5,3 km	The project is practical complete
Electrification of Greater Bhidla/ Sizanenjana Phase 6		25	The project is practical complete

Installation and maintenance of Streetlight

Name of town	Description		Status
Bulwer Town	Installation of streetlights		complete

Table

Job opportunities: 9

Installation of Air-conditioning for Municipality facilities

Project name	Description		Status
Municipality facilities	Installation		complete
Municipality facilities	Maintenance		complete

Table

Maintenance of Municipality Generators

Name of satellite	Description		status
Bulwer	Maintenance		complete
Underberg	Maintenance		complete

Table

Images



Remarks:
The above is a picture of MV Line in ward 1



Remarks:
The above is a picture MV Line in ward 2



Remarks:
The above is a picture of Bulwer Street lights



Remarks:
The above is a picture of Bulwer Street lights



Remarks:
The above is a picture of Bulwer Street Lights





Remarks:
The above is a picture of Bulwer Street Lights



Remarks:



Remarks:
The above is a picture of installed Meter

The above is a picture of installed Ready board	
	
Remarks: The above is a picture of Meter pole box	Remarks: The above is a picture of a House connection

HOUSING PROJECTS

Tar's Valley Housing Project

- Ubuhlebesu Consulting has been appointed to undertake the planning stage.
- Project Management: 90%
- Geotechnical evaluation: 100%
- Land Audit: 100%
- Environmental Impact Assessment: 85%
- Flood line Determination: 100%
- Town planning: 100%
- Civil Engineering Services: 95%
- Land Survey: 0%
- Social Facilitation: 90%
-

Ngcobo's Housing Project

- Stedone Development has been appointed to undertake the planning stage.
- Project Management: 90%
- Geotechnical evaluation: 100%
- Land Audit: 100 %
- Environmental Impact Assessment: 100%
- Floodline Determination: 100%
- Town planning: 100%
- Civil Engineering Services: 95%
- Land Survey: 0%
- Social Facilitation: 90%

Manzamnyama Rural Housing Project

- This Project is located in ward 06 and ward 08 of Dr. Nkosazana Dlamini Zuma Municipality. This Project covers 6 izigodi which are: Manzamnyama, Bhobhoyi, Esibomvini, Shusha, Isibizane and UMzimkhulu. The project was awarded to Makhosi Nyoka and Associates
- To date 298 Houses, have completed
- Currently the service provider is busy with beneficiary administration for 202 units

Bhidla Rural Housing Project

- 550 Houses have been constructed.

Himeville Housing Development

- Registration process at Deeds office has been finalized
- This project was not progressing due to the commitment letter of bulk services from Harry Gwala District that was not received,
- Currently the letter has been received from Harry Gwala and submitted to the Housing development Agency for them to
- proceed with this project.

Underberg Housing development

This project was not progressing due to the commitment letter of bulk services from Harry Gwala District that was not received, Currently the letter has been received from Harry Gwala and submitted to the Housing development Agency for them to proceed with this project

NEW PROPOSED PROJECTS

- Mpumlwane / Khukhulela Housing Project 500 units (ward 05)
- Gala Housing Project 500 units (ward 07)
- Ntekaneni Housing Project 500 units (ward 13)
- Sizanenjane Housing Project 300 units (ward 12)

The Housing Development Agency has appointed Pfukani Kusile Consulting to undertake stage one specialist studies and projects packaging for the above-mentioned projects, currently the service provider is on site.

- Kilmun Housing Project 500 units (ward 04)
- Nkwezela/Dumabezwe 500 units (ward 09 ward 10)
- Zashuke housing project 500 units (ward 12)
- Qulashe housing project 500 units (ward 06)

The Housing Development Agency has appointed Nkanivo Consulting Engineers to undertake stage one specialist studies and projects packaging for the above-mentioned projects, currently the service provider is on site

- Nomandlovu housing project 500 units (ward 14)
- Ridge Housing project
- Masameni /Sikhesheni housing project

The Housing Development Agency has appointed Pfukani Kusile Consulting to

undertake stage one specialist studies and projects packaging for the above-mentioned projects, currently the service provider is on site

Ekhubeni Land Restitution Project (60)

This project is in ward 03 of Dr NDZ Municipality.

Progress to date:

- Service Provider appointed is SCIP Engineering Group (PTY) LTD currently busy with beneficiary admin.
- The house design has been approved

Mhlangeni OSS (15 vacant sites)

Implementing agent : Isulempilo trading and projects cc

Progress to date:

- Project size is 15
- 14 beneficiaries have been approved
- Platforms cut : 14
- Slabs 14
- Walls 0
- Roofs 0
- Completion 0
- Contract expired the Department of Human Settlements will appoint a service provider to complete the project

OSS 80

Implementing Agent: Uphenyo Trading

This project is located in ward 05,06,07,08,13 and 15

Progress to Date

- | | |
|-----------------|----|
| • Platforms cut | 25 |
| • Foundations | 24 |
| • Wall Plates | 24 |
| • Roof | 24 |
| • Completion | 24 |
| • VIP | 24 |

Ward 15

- 45 Beneficiaries are in Privately owned land
- The Municipality is trying to resolve the issue of land with the landowner

OSS 64

Implementing Agent is

Stedone Development

Ward no : 5,6,9,10,11 and 14

No of beneficiaries 64

Progress to date:

- The project has been completed

OSS 52**Houses****Nkwezela****Progress to****Date**

- Project size is 52
- 43 beneficiaries currently approved
- Platforms cut: 20
- Slabs 12
- Walls 11
- Roofs 0
- Completions 0
- The Contract of Service provider expired, awaiting the DOHS to appoint a new service provider.

OSS 23 Houses Junction

Implementing

Agent:

Imbokodo (PTY)

LTD Project no. : K14020017/87

Ward no. 14

Implementing agent: Imbokodo General Trading (PTY) LTD

Progress to Date

- Project size is 23
- Application taken: 23
- Application submitted to the DOHS: 23
- Approved beneficiaries: 23
- Platforms cut: 21
- Slabs: 21
- Wall Plate: 12
- Roofs: 10
- Completions: 0
- The contract of the Service provider expired, awaiting the DOHS to appoint a new service provider

OSS 31 Houses Seaford

This project is

located in

ward 13

Progress to

Date

- Project size: 31
- Application approved: 26
- Platforms cut: 0
- Foundations: 0
- Wall Plate: 0
- Roofs: 0
- Completions: 0
- The contract of the service provider expired a new service provider is on site busy with

construction

OSS 100 Houses Mangwaneni

This project is located in ward 11

The Implementing Agent appointed is Akwande Civil

Progress to date:

- Planning studies: completed
- Geotechnical investigation: completed
- Land Survey and site pegging: completed
- Structural designs: Completed
- Project Management: ongoing
- Social facilitation: ongoing
- NHBRC Enrolment is 80%
- Beneficiary administration:100%
- Memorandum of agreement is 100%
- The Service provider is finalizing the NHBRC enrolment pack

OSS 107 Mangwaneni

This project is located in ward 11

The service provider appointed is Metro Project

Progress to date:

- Geotechnical investigation has been finalized
- Land Survey and site pegging: completed
- Project Management: ongoing
- Social facilitation: ongoing
- Service provider is currently busy with NHBRC enrolment
- Application done to date: 38

OSS 195 Macabazini

This project will cover ward

10, ward 11 and ward 12

The service provider
appointed is Metro Project

Progress to date:

- Geotechnical investigation has been finalized
- Land Survey and site pegging: completed
- Project Management: ongoing
- Social facilitation: ongoing
- Application done to date: 83

Disaster 200

The Implementing agent appointed is Tauris

Garden trading 500 (PTY) LTD No of Units: 200 units

Progress to date:

- Application approved: 144
- Platform cut: 130
- Slabs: 130
- Wall Plate: 130
- Roofs: 130
- Completions: 130

Dr. NDZ Municipality	Wards	Number of cases received	Progress to date
Cluster 1 Service provider appointed is Acute Innovation (PTY) LTD	1,2,3,4	247	Approved beneficiaries are 164 House plan has been approved

Dr. NDZ Municipality	Wards	Number of cases received	Progress to date
Cluster 2 Service provider appointed is Asande Projects	5,6,7,8	391	Approved beneficiary: 245 Platform cut: 48

Dr. NDZ Municipality	Wards	Number of cases received	Progress to date
Cluster 3 Service provider appointed is Silo Construction	9,10,11	247	Platform cut: 121 Slabs:15 Wall plates:4
Cluster 4 Service provider appointed is CHS Development	13,14,	146	The service provider is currently busy designing the house plan
Ward 12 Service provider appointed is Chuchisan ani Mzansi	Ward 12	169	House plan was approved on the 2 nd of July 2025 Platform cut: 149

OSS Ward 11





OSS ward 09



OSS Ward 09



OSS Ward 01



OSS Ward 09



OSS Ward 05



OSS Ward 02

Project Name	Scope of Work	Status
		100
Mlindeli comm Hall	<ul style="list-style-type: none"> • Wash the roof using sugar soap and water • Fix the roof leaks with rubber flex waterproofing • Supply and apply painting internal and external walls • Supply and installation of ceramic tiles • Supply and installation of PVC gutters and fascia board • Supply and installation of meranti doors • Supply and installation of glazing • Supply and installation of double door leaf gate • Supply and installation of water tank • Supply and installation of wind master 	Practical complete
Bulwer hall and Library	<ul style="list-style-type: none"> • Wash the roof using sugar soap and water • Fix the roof leaks with rubber flex waterproofing • Supply and apply painting internal and external walls • Supply and installation of gypsum ceiling board and apply painting • Supply and installation of carpet tiles • Supply and installation of aluminum gutters • Fix aluminum doors: • Supply and installation of burglar guards • Supply and installation of Blinds • Supply and installation of steel splash works manhole • Supply and installation of geyser • Supply and installation of glazing • Supply and installation of hand basin tap mixer • Supply and installation of double sink with kitchen tap mixer • Supply and installation of carport 	The Service Provider will start in July 2025
Okhetheni Comm Hall	<ul style="list-style-type: none"> • Wash the roof using sugar soap and water • Fix the roof leaks with rubber flex waterproofing • Supply and apply painting internal and external walls 	The Service Provider will start in July 2025

	<ul style="list-style-type: none"> • Supply and installation of PVC gutters and fascia board • Supply and installation of meranti doors • Supply and installation of glazing • Supply and installation of fencing • Supply and installation of water tank 	
Khethokuhle Comm Hall	<ul style="list-style-type: none"> • Wash the roof using sugar soap and water • Fix the roof leaks with rubber flex waterproofing • Supply and apply painting internal and external walls • Supply and installation of PVC gutters and fascia board • Supply and installation of meranti doors • Supply and installation of glazing • Supply and installation of fencing • Maintenance of Toilets • Supply and installation of water tank 	The Service Provider will start in July 2025
Buyani Madlala Sport field	<ul style="list-style-type: none"> • Supply and apply painting internal and external walls (toilets and changing rooms) • Supply and installation of PVC gutters and fascia board (toilets and changing rooms) • Supply and installation of Meranti doors (changing rooms and toilets) • Supply and installation of glazing (changing rooms and toilets) • Supply and installation of water tank • Supply and installation of Goal post 	The Service Provider will start in July 2025
Bethlehem Sport field	<ul style="list-style-type: none"> • Remove existing fencing, Supply and installation of new fencing • Supply and installation of Goal Post • Remove existing roof supply and installation of new roof (toilets and changing rooms) • Supply and apply painting internal and external walls (toilets and changing 	The Service Provider will start in July 2025

	rooms) <ul style="list-style-type: none"> • Supply and installation of PVC gutters and fascia board (toilets and changing rooms) • Supply and installation of aluminum doors (toilets and changing rooms) • Supply and installation of glazing (toilets and changing rooms) • Supply and installation of water tank 	
Seaford Comm Hall	<ul style="list-style-type: none"> • Wash the roof using sugar soap and water • Fix the roof leaks with rubber flex waterproofing • Supply and apply painting internal and external walls • Supply and installation of ceramic tiles • Supply and installation of PVC gutters and fascia board • Supply and installation of meranti doors • Supply and installation of glazing • Supply and installation of double door leaf gate • Supply and installation of water tank • Supply and installation of wind master 	The Service Provider will start in July 2025
Nkwezela fencing	Fencing of Nkwezela Library	Practical complete
Himeville cottages/ Mathungulwini	<ul style="list-style-type: none"> • Supply and installation of cromodec roof iron sheeting • Supply and apply painting internal and external walls • Supply and installation of gypsum ceiling board • Supply and installation of meranti doors • Supply and installation of PVC Gutters and Fascia board • Supply and installation of ceramic tiles • Supply material and do partitioning (Underberg library office) 	The Service Provider will start in July 2025
Lot 68	<ul style="list-style-type: none"> • Supply and installation of cromodec roof iron sheeting • Fix Plumbing • Partitioning (outside building) 	The Service Provider will start in July 2025

	<ul style="list-style-type: none"> • Supply and apply painting internal and external walls • Supply and installation of gypsum ceiling board • Supply and installation of meranti doors • Supply and installation of PVC Gutters and Fascia board • Supply and installation of ceramic tiles 	
--	-------------------------------------------------------------------------------------------------------------------------------------------------------------------------------------------------------------------------------------------------------------------------------------------------------------------------------------------------	--



Maintenance of Municipal Buildings

Mlindeli Community Hall



Fencing of Nkwezela Library



MAINTENANCE OF ROADS

The municipality has a plan in place in dealing with fixing of potholes in Underberg & Himeville side using general assistant employees, however municipality is still having a challenge due to in capacity & shortage of skilled teams to deal with potholes in other NDZ small towns. Municipality currently in the process to buy the excavator & roller to deal with the maintenance of the road infrastructures. During the 2024/25 financial year, the municipality had

a target of 20.25km of roads to be maintained. The municipality has successfully managed to maintain 20.158km, infrastructure in various wards using plant Hire.

	Project Name(S)		Completed Activity
	Maintenance Of Nyazi Access Road, (1.1km)		Re-Graveling
	Maintenance Of Mabi Access Road (0.837km)		Re-Graveling
	Maintenance Of Dlokodla Access Road (0.610km)		Re-Graveling
	Maintenance Of Nkumba Hall Access Road, (0.460km)		Re-Graveling
	Maintenance Of Kwashaya Access Road, (0.605km)		Re-Graveling
	Maintenance Of Chapter Access Road, (0,388km)		Re-Graveling
	Maintenance Of Mthembu Access Road, (0.250km)		Re-Graveling
	Maintenance Of Duma Access Road, (1km)		Re-Graveling
	Maintenance Of Plazini Access Road, (0.345km)		Re-Graveling
	Maintenance Of Othi Gambu Access Road, (0.49km)		Re-Graveling
	Maintenance Of Khumalo Access Road, (1.167 Km)		Re-Graveling
	Maintenance Of Owambeni Access Road, (0.885 Km)		Re-Graveling
	Maintenance Of Matendeni To Ngudwini Access Road, (0.960km)		Re-Graveling
	Maintenance Of Sindawonye Access Road, (0.70km)		Re-Graveling
	Maintenance Of Sikhakhane To Bekwa Access Road, (0.90km)		Blading
	Maintenance Of Gingqizigodo Access Road, (0.90 Km)		Blading
	Maintenance Of Lookout Access Road, (1.50km)		Blading
	Maintenance Of Sabatheni Access Road, (0.80 Km)		Blading
	Maintenance Of Mpawana Access Road, (1.30 Km)		Blading
	Maintenance Of Inos Access Road, (1.10km)		Blading

	Project Name(S)		Completed Activity
	Maintenance Of Ezakhisweni Access Road, (1.00km)		Rip and Compaction
	Maintenance Of Tafuleni Access Road, (0.6km)		Rip and Compaction
	Maintenance Of Dartnell Access Road, (0.319m)		Rip and Compaction
	Maintenance Of Mackenzie Access Road, (0.112 Km)		Rip and Compaction
	Maintenance Of George Access Road, (0.317km)		Rip and Recompaction
	Maintenance Of Dawnview Access Road, (0.291km)		Rip and Recompaction
	Maintenance Clayton Access Road, (0.326km)		Rip and Recompaction
	Maintenance Msomi Access Road, (0.896km)		Re-Graveling

EXPANDED PUBIC WORKS PROGRAMME

On the financial year 2024/25 the grant allocation was R 1 832 000.

There was a target of 261 work opportunities for the 2024/25 financial year. A total of 298 work opportunities were achieved.

The programs and projects implemented utilizing the EPWP Integrated Grant in 2024/25 are tabulated below

Programme/Project name	Purpose	Outputs	Outcomes
Landscaping and Drain cleaning	To ensure that the road and drainage (which are recognized as Council assets) in the Himeville, Bulwer, Donnybrook, Creighton and also in rural areas were well maintained.	Greening beautification of parks and roads	Providing the communities with comfortable and safe access to the various facilities available within and around those areas.
Dr NDZ Zibambeke	Maintenance of Roads and Storm-water System	Routine maintenance of low volume roads	Providing the communities with comfortable and safe access to the various facilities

Programme/Project name	Purpose	Outputs	Outcomes
			available within and around those areas.
Caretaker of Sport fields	To ensure that all the municipal sport fields are well maintained whether it is in urban or rural area. Participants were providing a cleaning services which included, Arrange bookings for the Ground, Periodic Grass Mowing/Cutting, Fertilization of grass, Weed control, Watering of the Sport Field , Safe Keeping of the Sport Field, Submitting reports weekly bases to the Maintenance Department, Ensure that the ground is in good condition before it is used, Reporting the condition of the ground after being used, Cleaning the change rooms and the toilets, Marking of the ground before games begin etc.	Entertainment areas refurbished / maintained	Ensure that the ground is in good condition before it is used
Community Halls Caretaker	Provide security and general maintenance for community halls that are in urban areas and in rural areas of the municipality community halls	The participants were providing a cleaning services which included the cutting of grass etc.	Clean Community Halls, increase revenue by hire community halls
Recycling of waste in Himeville Transfer Station	Recycling of waste in Himeville Transfer Station and sorting of waste in Creighton and Bulwer dump site	Small Business Establishment. Reduced Volumes of Waste needing to be transferred to Landfill.	Bazamile Recycling Coop. 10 Permanent Staff Members. Revenue from recovered waste materials.

Programme/Project name	Purpose	Outputs	Outcomes
		Job Creation. Skills Development.	
Maintenance of Cemeteries	To maintain all the cemeteries that are within the jurisdiction of Dr Nkosazana Dlamini Zuma LM	Maintenance of the ground and landscaping at cemeteries	Dignified and clean cemetery site
Ward Support Clerks	Provide all administration work in community meeting such as war room	Skills development and work experience	Functional war room administration Better communication between Cllr and municipality, low occurrence of service delivery protest
Graduate Development	Providing graduate on their job training	Provide all administration work to the municipality	Skills Development and work experience

ENVIRONMENTAL MANAGEMENT

The environmental right is contained in the Constitution of the Republic of South Africa, Act 108 of 1996 (hereafter referred to as "The Constitution"). Section 24 now enshrines environmental rights in South Africa. This right is interpreted to have a two-fold purpose. The first part guarantees a healthy environment to every person. The second part mandates the State to ensure compliance with the first part mentioned above. The State is prohibited from infringing on the right to environmental protection and is further required to provide protection against any harmful conduct towards the environment.

Dr. Nkosazana Dlamini Zuma Municipality has the mandate to ensure that all citizens within the jurisdiction of the municipality are exposed to a safe environment for the benefit of the present and future generations. To ensure that development is sustainable and does not cause harm to the environment. If harm is caused to the environment, mitigation measures should be in place and implemented accordingly. In ensuring that all citizens including future generations benefit from the environment, the following programmes have been implemented in the 2024/25 financial year.

Nkwezela Primary school/taxi rank clean up campaigns and environmental awareness

Dr. Nkosazana Dlamini Zuma Municipality together with Department of Economic Development, Tourism and Environmental Affairs (EDTEA) implemented the "good green deed" campaign in ward 09 (Nkwezela) on the 03 June 2025.

Stakeholders that formed by of the clean- and awareness campaign are as follows:

- Department of Forestry, Fisheries and the Environment (DFFE)
 - Department of Economic Development Tourism and Environmental Affairs (EDTEA)
 - Community Work Program (CWP)
 - Ezemvelo KZN Wildlife
 - Umgeni- uThukela Water
 - SAPPI
- The purpose of the clean-up campaign was to raise awareness for both learners and the general public about the importance of a clean environment.
 - Stakeholders presented on the importance of keeping places we live in litter free.
 - The theme of the campaign was "fighting plastic pollution" which is a theme for June as it is environmental month.
 - The Municipality led by Cllr Khathi together with stakeholders and learners planted three (3) fruit trees as part of broader greening initiatives which is driven by multiple factors, including climate change mitigation, improved food security, and enhancing community livelihoods. The campaign was a great success, and we believe it will become the norm for their school.





KUMKANI PRIMARY SCHOOL ENVIRONMENTAL EDUCATION AND AWARENESSS CAMPAIGN

- Working with key stakeholders including SAPPI, coordinated an environmental education and awareness campaign at Kumkani Primary School (ward 08), 12 September 2024.
- The campaign was a success, attended by school learners, Governing Body and teachers
- Tree plantation was also done as part of the programme of encouraging schools in planting indigenous trees as a climate change mitigation measure.



BULWER TOWN (WARD 10) ENVIRONMENTAL EDUCATION AND AWARENESS CAMPAIGN

- Working with key stakeholders such as EDTEA, Community Work Programme (CWP), coordinated a Cleanup and Environmental Awareness Campaign at Bulwer Town on 03 December 2024.
- The campaign was a great success, attended by Honorable Deputy Mayor Ms K Radebe, the Municipal workers, EPWP and (private stakeholders) Retail shops representatives.

- The attendants were informed about the gazette Integrated Waste Management by-laws that are to be enforced and the consequences they would face thereof, should they not comply with them.
- The importance of environmental conservation, sustainability, and keeping our environment clean was emphasized.



PHONSIMPI PRIMARY SCHOOL WETLANDS DAY CELEBRATION

- Dr. Nkosazana Dlamini Zuma Municipality together with Department of Economic Development, Tourism and Environmental Affairs (EDTEA) and the stakeholders below celebrated wetland's day at Phonsimpi Primary School.
- The theme of the wetland day celebration "protecting wetlands for our common

future"

- The purpose of the celebration was to honor wetlands day and to advocate their importance to learners.
- Stakeholders gave presentations, the emphasis was on the role wetlands play in sustaining biodiversity, climate resilience and water security
- Additionally, tree planting and clean up was also done at the school premises.



WASTE PICKERS WORKSHOP

In partnership with Patco, Environmental Management unit coordinated a workshop for the waste pickers within the Municipality jurisdiction.

The purpose for the workshop is to empower waste pickers and to understand the contribution they make in reducing the amount of waste that ends in landfills. Petco presented an overview & an introduction to recyclable materials:

- Plastics
- Papers
- Metals
- Glass

The presentation by Petco also highlighted on each type of recyclable material, different types of each recyclable material. Recyclers had a chance to ask questions, the presenter also asked questions to test their concentration; incentives were given which are gloves, reflector jackets and sun hats. Additionally, Petco donated 250 1-ton bulk bags for waste pickers, which will help them in storing their recyclables.

The Department of Economic Development, Tourism and Environmental Affairs was part of the workshop, they applauded waste pickers in their contribution in reducing plastic pollution, which is a theme for the environmental month.



ONE MILLION TREE INITIATIVE

- Planting of trees is significant in creating a sustainable and thriving environment within schools and community settings.
- By emphasizing tree plantation, we raise a sense of environmental responsibility in students, foster their understanding and appreciation for nature's importance, create cleaner and healthier air for students and the staff, which reduces respiratory problems and create a more conducive learning environment.
- Dr Nkosazana Dlamini Zuma Municipality and the Department of Economic Development, Tourism and Environmental Affairs (EDTEA) as a stakeholder worked together in planting fruit trees in schools within Dr Nkosazana Dlamini Zuma Municipality.
- Additionally The Municipality worked with DFFE on a tree plantation campaign, with 25 employed participants from ward 08.
- The department brought 1000 trees (500 indigenous and 500 fruit trees)
- Each household in ward 08 received one indigenous and one fruit tree
- This programme was in celebration of Arbor month and lasted for 10 days





1000 WASTE PROGRAMME

- The Municipality has in the financial year implemented 1000 waste project from the following wards
 - Ward 8
 - Ward 14
 - Ward 02
 - Ward 03
 - Ward 11
- Duration of the programme is 2 months, started in February 2025, ending March 2025
- The programme had a contractor responsible for timesheets, portfolio of evidence and processing of invoices;
- The total number of people in the programme were 15;
- Participants in the programme were given PPE that consisted on protective shoes, tshirts, reflector jackets and gloves.

Earth Day Celebration

- Dr Nkosazana Dlamini Zuma Municipality commemorated earth day on the 22rd April 2025
- The theme for Earth Day 2025 was ***“Our Power, Our Planet”***
- Environmental Unit as part of environmental empowerment planned a petition for the Municipality employees as way of educating about the importance of using renewable energy in order to protect the planet.
- A petition was circulated via emails requesting employees to participate by reading a short presentation and answer questions related to the presentation.

CONCRETE BINS

- Service Provider Masakhesonke (Pty) LTD was appointed to supply and install fifteen (15) concrete bins in Bulwer Town.
- Supply and delivery commenced on 19 September 2024 and the project was successfully completed on 15 October 2024.

- Concrete bins are installed in areas that are illegal dumping hotspots and ensuring the public have bin to dispose waste when needed.
- The successful execution of this project marks a positive step towards sustainable urban cleanliness and waste management.
- Continuous monitoring and public education will support the long-term benefits of this initiative.
- These bins provide a hygienic and convenient solution for disposing of waste, helping to reduce littering and prevent environmental pollution.

PROJECT NAME	CONSULTANT	STATUS
Bulwer Cemetery	SinoHydro Consultants	Environmental Authorization granted by the Competent Authority
Jackson Street Culverts Environmental Management Impact and Water Use Authorization	Mamadi Consultants	Environmental Authorization granted by the Competent Authority Water Use Authorization Issued
Review of Integrated Waste Management Bylaw	Mamadi Consultants	Scheduled of fines approved by the Magistrate, Department of Justice
Decommissioning of Bulwer Landfill	SinoHydro Consultants	License of closure issued by the Competent Authority
Environmental Impact Assessments and Water use Authorizations for Pedestrian bridges <ul style="list-style-type: none"> Gobhogobho (ward 10) Ntwasahlobo (ward 1), Ndlangisa (ward 5); and Half My Right (ward 12) 	SinoHydro Consultants	Environmental authorizations and Water Use Licence issued for all pedestrian bridges. Environmental authorizations for all bridges were published for interested and affected parties to make any objection, 14 days was given for a period of objections and no objections were received, therefore these 4 projects can proceed to

		construction.
Bulwer Landfill	SinoHydro Consultant s TPA Engineers	Environmental authorization issued for the Bulwer Landfill, the competent authority has not issued the waste management licence. However, the Municipality received a negative ROD from the Department of Water and Sanitation (DWS) on the submitted designs for a landfill. TPA engineers is assisting in ensuring that DWS concerns are addressed, and will resubmit designs once all additional specialist has been done. Geotech assessment was done by the appointed specialists, however their scope did not cover what is now required by DWS



GREENEST MUNICIPALITY COMPETITION

The Municipality has entered a competition CMC. The Municipality notified by letter that we have been awarded an amount of R400 000.00 towards a waste management project. Won 3rd place under rural category. Business Plan was submitted to the Department, which explained how the Municipality plans to utilize those funds. Funds were received and included in the 2024/25 budget. Supply chain processes were followed to appoint a service provider to supply and install a horizontal bailing machine which will support cooperative working in Himeville Transfer Station. Additionally, within the jurisdiction of the Municipality a SMME by the name of Ziphendulele Recycling received support under the category of Waste Economy support an amount of R400 000, 00 to procure a truck which will assist in transporting recyclables to the nearby market.

CLIMATE CHANGE PROJECT

The Municipality has been awarded R1 200 000.00 for the green and smart Municipality competition by Department of Economic Development Tourism and Environmental Affairs. A business plan was submitted to the Department of Economic Development on how the Municipality plans to utilize these funds for climate change mitigation project. The project: solar streetlights projects in Donnybrook Town. A Memorandum of Agreement has been signed by both the Municipality and the Department of Economic Development Tourism and Environmental Affairs. The Department has issued an order to the Municipality for the implementation of this project. The Project has been completed, solar street lights has been installed in Donnybrook, a Contractor by the name of Igoda completed the project. Additionally, the Department of Economic Development Tourism and Environmental Affairs expanded on this solar street light project to phase 2 which is implemented in Bulwer town.

ENVIRONMENTAL PLANNING PROJECTS
WASTE COLLECTION

The Municipality is currently collecting in following areas and as scheduled:

- Bulwer – on Monday, Thursday and Friday
- Donnybrook – on Thursday
- Creighton – on Tuesday and Friday
- Hlanganani – on Monday and Thursday
- Centocow – on Tuesday and Thursday
- Underberg & Himeville Residential – on Monday
- Underberg & Himeville Business – Tuesday, Thursday and weekends
- Underberg & Himeville Low Income – Wednesday

The total number of Households currently with access to refuse removal services is 1701 households with free access to basic services are 28.

3.3 DEVELOPMENT AND TOWN PLANNING SERVICES DEPARTMENT

The Development and Town Planning Services Department with its units namely, Town Planning, Building Control; Business Licensing, Local Economic Development and Tourism carried its functions within the following legal framework:

- Spatial Planning and Land Use Management Act 16 of 2016 (SPLUMA)
- National Building Regulation Act 103 of 1977 (NBRA)
- Businesses Act 71 of 1991
- Tourism Act 3 of 2014

The Development and Town Planning Services Department is responsible for the following:

Town Planning

Preparation and review of the Municipal Spatial Development Framework (MSDF).
Preparation and review of a series of lower order plans (such as Local Area Plans and Precinct Plans) aimed at translating the strategic intent of the Integrated Development Plan (IDP) and MSDF. Preparation and updating of the land use scheme. Providing spatial planning advise and input on land use development and land management. Identifying land for future development. Processing of Land Use Development Applications. General land inquiries Enforcement of SPLUMA Bylaw Geographic Information Systems

Building Control

- General inquiries of building plans. Conducting property inspection and investigation of complaints concerning building and plumbing related problems.
- Scrutinizing building plans in accordance with the National Building Regulations and Building Standard Act 103 of 1977 and Town Planning Scheme. Archiving new and old building plans on the building plans management systems. Making recommendations on the approval of building plans, specifications, documents and any other information submitted in accordance with the National Building Regulations and Building
- Enforcement of the NBR
- Preparation of contravention reports to a Law Enforcer or to the Municipal Lawyers for prosecution in cases of contravention of the Act.
- Issuing of Occupational Certificates according to the National Building Regulations.

Local Economic Development

Business Licensing

- Business license application forms
- Circulating application to all relevant departments for approval
- Inspection of business
- Issuing of contravention notice
- Raiding operations to businesses
- Disposing of expired goods

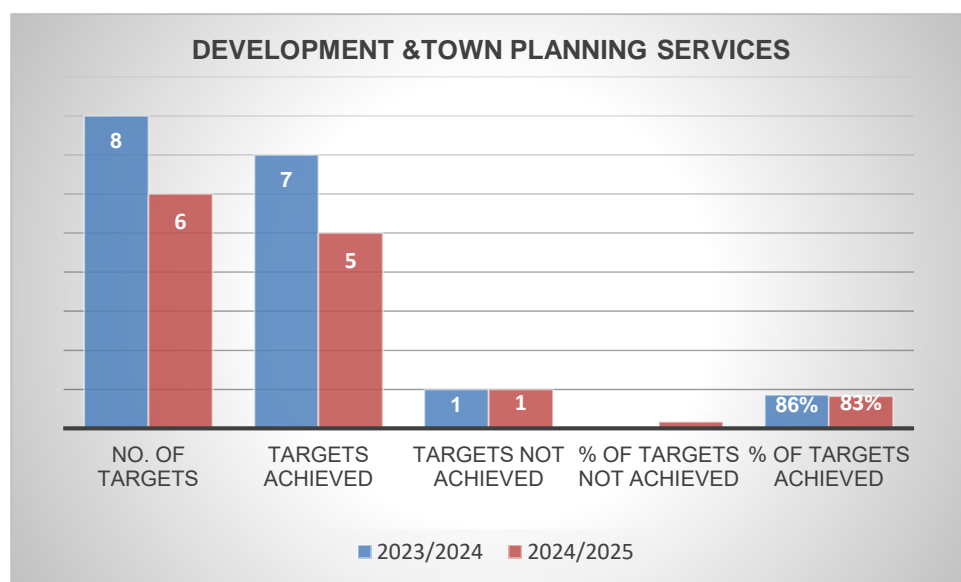
THE DEPARTMENT'S PERFORMANCE FOR IN 2024/25 FINANCIAL YEAR

01 July 2024– 30 June 2025

Annual Performance Total no of targets: 06	Targets achieved	Targets not achieved	Targets applicable in the year	Not applicable in the year
Annual performance & in	05	01	06	0
performance percentages	83%	17%	100%	0%

COMPARISON OF PERFORMANCE BETWEEN 2023/2024 AND 2024/2025 FINANCIAL YEARS

CATEGORY	2023/2024	2024/2025
No. of targets	08	06
Targets Achieved	07	05
Targets not achieved	01	01
% of targets not achieved	12.5%	17%
% of targets achieved	86%	83%



During financial year, the Department of Development and Town Planning Services was allocated a total of 06 performance targets. Out of the 06 applicable targets, the department successfully achieved 05, translating to a performance success rate of **83%**. These achievements reflect the department's continued commitment to advancing spatial planning, land use management, and developmental initiatives within the municipality. The accomplished targets include significant progress in land development application processing, implementation of spatial development frameworks, and stakeholder engagements on key planning matters.

However, 1 target was not achieved during this period, representing **17%** of the applicable performance areas. This unmet target is being reviewed to identify root causes such as administrative delays, interdepartmental dependencies, or budgetary constraints. Plans are being developed to address these shortcomings in the following financial year.

Overall, **83%** of the departmental targets were applicable in the financial year, the department remains committed to improving its performance and ensuring that all spatial development initiatives align with the municipality's Integrated Development Plan (IDP) and long-term growth strategies. The decline of 3% is noted when comparing the department's performance with the previous financial year's performance.

SUMMARY OF TARGETS NOT ACHIEVED, REASONS FOR VARIANCES AND REMEDIAL ACTIONS

SDBIP NO.	KEY PERFORMANCE INDICATOR	ANNUAL TARGET	PERFORMANCE CLAIMED	REASONS FOR VARIANCES	CORRECTIVE MEASURES
DTPS 7	Number of skills training programmes conducted for Emerging Enterprises	1 Massage Therapy training 1 Tour Guiding training	Target Achieved, 0 skills training programme conducted for Emerging Enterprises	The training advertisements did not attract any Service Provider, none responded to the advertisement that was published.	The department is in the process of finalizing the MoUs with TVET Colleges that will be responsible for conducting the trainings.

THE DEPARTMENT'S PERFORMANCE HIGHLIGHTS.

The Creighton Subdivision Layout Phase 1 is informed by the Creighton Precinct Plan that was adopted by the Council in the previous financial year. The Creighton Precinct Plan was prepared by the municipality to guide in subdividing the vast tracts of land within Creighton Town. The subdivision of the identified land in the precinct plan is being done in phases, hence this project is referred to as Creighton Subdivision Layout Plan Phase. The Underberg Precinct Plan is currently being reviewed by the Department which was developed in 2013. The project scope has been extended to encompass the Himeville area. Underberg

is identified as one of the Municipal Development nodes (Primary node) and Himeville is identified as a Community Development node (Secondary node) in the recently adopted Municipal Spatial Development Framework (MSDF). The Municipality aims to accommodate anticipated growth and development requirements within the area while ensuring alignment with the MSDF and addressing the evolving needs of the community and the broader municipal area. While there are clear advantages to creating a single study area and Precinct Plan for both Underberg and Himeville, it is essential to consider the unique characteristics and needs of each town within the broader municipal context. The plan should strike a balance between addressing shared challenges and opportunities while also respecting the distinct identities and aspirations of both communities

Building Control highlights: The municipality has implemented the Building Plans Management System. The building plans are submitted to the municipality and loaded manually to the system.

The Building Inspectorate Unit is in the process of formulating and proposing a set of building bylaws intended to guide and regulate construction practices within the jurisdiction of the local municipality. These proposed bylaws aim to enhance compliance, improve safety standards, and ensure uniformity in building developments across the municipality.

The Dr. Nkosazana Dlamini-Zuma Local Economic Development and Tourism Strategy 2017, became due for review in the previous financial year. That process is yet to be completed and is expected to yield and contribute to better economic performance outcomes. The strategy will be inclusive of "LED, Investment and Tourism"

Reflections on impact from LED activities

In the financial year 2024/2025 we have done monitoring visit to some of the supported SMMEs to assess the post support impact. During the monitoring visit it was very encouraging to see the success to our SMMEs, however some we were very disappointed. For those who are not doing so well we have designed and incorporated into our SDBIP a specific target to address the issues.


The successes are as following:

Business Name	No. of hired people before	No. of hired people after incl owner.
Thenjies sporting fashion design	1	2
Bethukile Lungelo trading	1	3
Gnarl Photograph	1	2
Mf2 Man	1	3
Sani Lodge Backpackers	1	7
Okuhle 'S kitchen	1	3

Business Name	No. of hired people before	No. of hired people after incl owner.
Informal Barber	1	2
Sibalkhulu enterprise (informal)	1	5
Gemase Enterprise trading (informal)	1	4
Amagulase welding	1	6
Ntutho Farm	1	6
Total	11	41

These are not all the SMMEs that were monitored, we will provide more if requested.

Some of the SMMEs supported needs further training and capacity: Makholweni Block making, Abathungi Base-gala, Vezokuhle agriculture coop, and Abomusa Project.





SMME and Cooperatives Material and Equipment Support. We will remember that the Municipality in partnership with KZNEDTEA had grant fund, where local informal and formal business were supported with equipment and materials. The program has been finalized and closed on the financial year 2024/2025 with the following SMMEs their material and equipment official handover done:

- Lakhiza- Lakhemezela piggery house
- Mphitheka poultry Production
- Eqweleni goats and sheep
- Amagulase welding
- Z'dumedume construction
- ZL Duma Welding

Empowering small business with access to trading facilities. the municipality has built Himeville Business Hive with an aim to help small business grow. This facility is found at ward 02. The facility has been in operation since 06 September 2024. On the 19 June 2025, the municipality handed the lease agreements to the tenants and the turnaround time given was 4days to submit back the lease agreements sign. The lease where not sign and the report from the tenants regarding why the leases where not signed is available.

Business Licensing highlights

Dr. Nkosazana Dlamini Zuma local Municipality Business License Unit

Summary report: financial year 2024/2025 Introduction

In the fiscal years of 2023 and 2024, the business license unit faced varying challenges and successes. Despite initial backlogs and delays due to increased applications post food contamination outbreak in the country, the unit adapted with streamlined processes and enhanced customer service. Renewals and compliance remained pivotal, with ongoing adjustments to regulatory changes. Overall, the unit's efforts supported business growth and regulatory adherence, fostering a conducive environment for entrepreneurs amidst evolving economic conditions.

Key highlights

During 2024-2025, the business license unit experienced notable developments. It focused on streamlining processes to handle increased demand outbreak, leading to improved efficiency in application processing and customer service. Regulatory compliance remained a priority, with adjustments made to accommodate changing business environments. Overall, the period highlighted the unit's adaptability and commitment to supporting business growth while ensuring adherence to evolving regulations. The unit had conducted more blitz and awareness in the past financial to enforce business to comply with the norms and standard of business act, **health, EDTEA, Law enforcement, fire, Building, Immigration and Disaster and Saps** The unit together with the team we have managed to achieve our target on getting most business to come forward and apply for business licenses. We have confiscated goods that were not good for human consumption and disposed them on municipality dumpsite.

The unit had developed the business license bylaw to promote formalization, regulations and support of businesses operating within its jurisdiction. The main objectives of the by-law are to ensure regulatory compliance, maintain public health

and safety standards, and contribute towards local economic development by encouraging formal business operations. This legislative tool is necessary to support the Municipality's development agenda, particularly in promoting SMMEs and to align with relevant national and provincial legislative framework

- Creighton
- Bulwer
- Donnybrook
- Underberg

In the financial year the unit expanded the Blitz operations and awareness to all Wards of Dr Nkosazana Dlamini Zuma Local Municipality, from Ward 1 to Ward 15

The unit also established relations with other departments such as SEFDA who is also helping us to provide trainings to employees of some shops that need such assistance. The unit is still profiling on how best we can improve the working conditions to these establishments.

Working together with Immigration the unit had been able to identify foreign nationals who are illegal in country and arrests has been made. Our operation has resulted in the supermarkets and shops being cleaner and more hygienic than they were before. The awareness had made it clearer what is expected from them

APPLICATION STATUS 2025	
No. of informal applications submitted	318
No. of informal applications approved	310
No. of formal business applications submitted	178
No. of formal Business renewals	50
No. of foreign national applications	10
No. of approved foreign nationals	08

CHALLENGES

Unable to maintain turnaround time of 21 days due to external departments to conduct inspection in time.

- Online automated system
- Peace officers
- Demand increase of liquor licenses
- Old business who are non-compliance

Despite these challenges, efforts have been made to improve processes, enhance digital infrastructure, and provide clearer guidance to facilitate smoother business license issuance and renewal processes in the future.

Tourism highlights

The 2023-2024 financial year was a significant period for the Dr. Nkosazana Dlamini-Zuma Local Municipality Tourism Unit. The unit focused on strengthening tourism within the region through various strategic initiatives aimed at increasing awareness, engaging stakeholders, and promoting local tourism establishments. This report provides an overview of key activities, achievements, and challenges encountered during the year.

KEY HIGHLIGHTS: AFRICA'S TRAVEL INDABA 2023

Participation and Promotion: The municipality was prominently represented at Africa's Travel Indaba 2023, held in Durban. This event, one of the largest tourism marketing platforms in Africa, allowed the municipality to showcase its unique tourism offerings to a global audience. The unit successfully promoted local attractions, cultural heritage, and eco-tourism opportunities to international and domestic buyers. **Networking and Partnerships:** Several key partnerships were established with tour operators and industry captains, which are expected to drive increased tourist traffic to the region. These engagements have opened up avenues for future collaborations and marketing opportunities.

TOURISM AWARENESS CAMPAIGNS

Community Outreach: The Tourism Unit conducted a series of tourism awareness campaigns in various communities within the municipality. These campaigns aimed to educate residents about the economic benefits of tourism, encourage local participation, and foster a sense of pride in the area's cultural and natural assets. **School Programs:** A significant part of the awareness initiative was targeted at schools, where the unit held workshops and presentations to educate students about potential careers in tourism and the importance of preserving the region's heritage and environment. These programs were well-received and sparked interest among the youth.

Visits to Tourism & Hospitality Establishments

Site Inspections: Regular visits were made to local tourism and hospitality establishments to assess service standards, provide support, and identify areas for improvement. These inspections also helped strengthen relationships between the municipality and local businesses. **Business Support:** The Tourism Unit offered guidance and support to several small tourism businesses, particularly those that required information on compliance. Assistance included marketing support, training workshops, and facilitating access to municipal resources.

STAKEHOLDER ENGAGEMENTS

Consultations and Meetings: The Tourism Unit engaged in numerous consultations with stakeholders, including local business owners, community leaders, and provincial tourism bodies. These engagements were crucial in aligning the municipality's tourism strategy with broader regional and national tourism objectives.

Public-Private Partnerships: Efforts were made to establish and strengthen public-private partnerships (PPPs) to enhance tourism infrastructure and services through engagements with local CTO. These partnerships are expected to play a key role in the sustainable development & promotion of the tourism sector in the coming years.

CHALLENGES AND OPPORTUNITIES

Challenges: The year was not without its challenges, including limited funding and the need for improved infrastructure in some tourist areas. However, the Tourism Unit worked diligently to overcome these obstacles through innovative solutions and collaborative efforts. Opportunities: The growing interest in eco-tourism, rail tourism and cultural heritage presents significant opportunities for the municipality. There is potential for developing new tourism products that align with global trends, such as sustainable tourism practices.

Conclusion

The 2023-2024 financial year was a productive period for the Dr. Nkosazana Dlamini-Zuma Local Municipality Tourism Unit. Through strategic participation in major tourism events, targeted awareness campaigns, and active stakeholder engagements, the unit laid a strong foundation for future growth. Looking ahead, the focus will be on leveraging the partnerships and opportunities identified to further enhance the municipality's tourism sector and contribute to local economic development. This report serves as a reflection of the progress made and a guide for future initiatives that will continue to promote Dr. Nkosazana Dlamini-Zuma Local Municipality as a key tourism destination in South Africa.

3.5 COMMUNITY AND SOCIAL SERVICES DEPARTMENT

Below is a breakdown of the key functional units within the department and their core responsibilities:

Libraries Services Unit

Responsibilities:

- Managing municipal libraries and promoting literacy and lifelong learning.
- Providing access to books, digital resources, newspapers, and educational materials.
- Facilitating reading programmes, book clubs, and school outreach.
- Supporting school learners and students with study materials and quiet study spaces.
- Maintaining library facilities and updating inventory.

Community Halls and Facilities Management Unit

Responsibilities:

- Overseeing the maintenance and bookings of community halls and municipal venues.
- Facilitating access to community infrastructure for social, cultural, and educational events.
- Ensuring compliance with safety, cleanliness, and usage regulations.
- Supporting community events and public meetings through logistical coordination.

Cemeteries and Burial Services Unit

Responsibilities:

- Managing and maintaining municipal cemeteries in a dignified and environmentally sustainable manner.
- Allocating burial plots and keeping updated burial registers and cemetery records.
- Supporting families in coordinating municipal funeral services.
- Ensuring compliance with health, environmental, and burial regulations.

Arts, Culture, and Heritage Unit

Responsibilities:

- Promoting cultural development, artistic expression, and heritage preservation.
- Supporting local artists, crafters, and cultural groups through training and event participation.
- Coordinating cultural festivals, heritage month programmes, and arts exhibitions.
- Identifying, preserving, and promoting local heritage sites and historical landmarks.

Youth Development Services Unit

Responsibilities:

- Designing and implementing youth empowerment programmes.
- Facilitating access to skills development, education, and employment opportunities.

- Coordinating youth dialogues, awareness campaigns, and leadership forums.
- Working in partnership with provincial departments and stakeholders to support youth advancement.

Gender, Elderly, and Disability Services Unit

Responsibilities:

- Promoting the inclusion and protection of vulnerable groups including women, older persons, and people living with disabilities.
- Coordinating awareness campaigns and support programmes that address issues such as gender-based violence, elder abuse, and disability rights.
- Partnering with NGOs and relevant government departments for social relief and advocacy.
- Supporting the establishment and functioning of representative forums.

Sports and Recreation Unit

Responsibilities:

- Promoting healthy lifestyles through the provision and management of sports and recreational facilities.
- Coordinating municipal sports tournaments and community wellness campaigns.
- Supporting the development of local sports talent through youth and school partnerships.
- Maintaining sports grounds, parks, and recreational spaces.

Social Development and Welfare Coordination Unit

Responsibilities:

- Liaising with social welfare agencies and non-profit organisation's to coordinate social relief and development efforts.
- Supporting indigent households through registration and referral to appropriate government services.
- Facilitating poverty alleviation and food security initiatives.
- Monitoring social challenges and promoting interventions in collaboration with provincial departments.

The Community and Social Services Department is central to enhancing social well-being and building a cohesive, vibrant, and inclusive municipality. Through these units, the department contributes to human development, cultural preservation, and the creation of a safe and supportive environment for all residents of Dr. Nkosazana Dlamini Zuma Local Municipality.

THE SUMMARY OF THE DEPARTMENT'S PERFORMANCE FOR 2024/25 FINANCIAL YEAR

01 July 2024– 30 June 2025

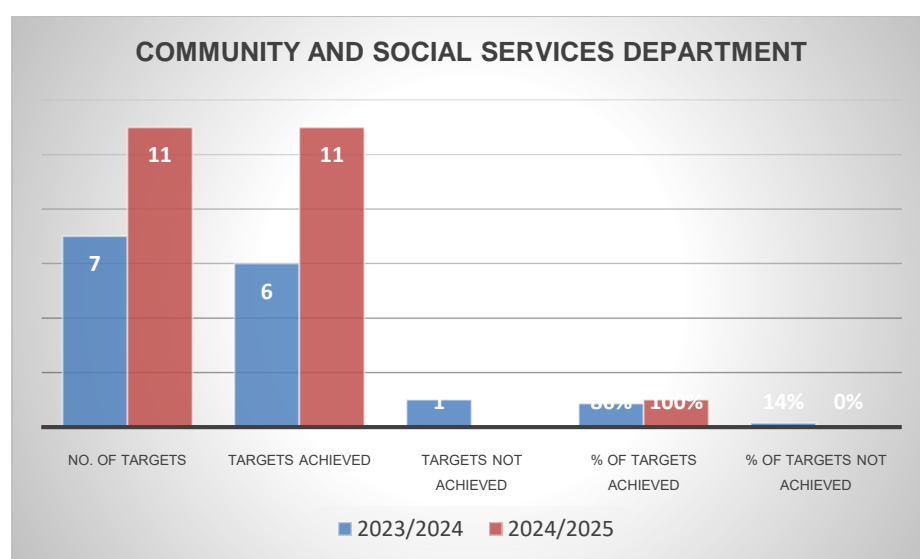
Annual Performance Total no of targets: 11	Targets achieved	Targets not achieved	Targets applicable in FY	Not applicable in FY
Annual performance & in performance percentages	11	0	11	0
	100%	0%	100%	0%

Table

COMPARISON OF PERFORMANCE BETWEEN 2023/2024 AND 2024/2025 FINANCIAL YEARS

CATEGORY	2023/2024	2024/2025
No. of targets	07	11
Targets Achieved	06	11
Targets not achieved	01	0
% of targets achieved	86%	100%
% of Targets not Achieved	14%	0%

GRAPHICAL REPRESENTATION OF THE DEPARTMENT'S PERFORMANCE IN 2024/2025 FINANCIAL YEAR



The Community and Social Services Department of the Dr. Nkosazana Dlamini Zuma Local Municipality is dedicated to promoting social well-being, preserving cultural heritage, and improving the quality of life for all residents through accessible, inclusive, and sustainable community-based services. The department plays a key role in fostering social cohesion, community participation, and empowerment through its various units.

During 2024/25 financial year, the Community and Social Services Department was allocated a total of 11 performance targets in the top-layer SDBIP. Of these all were 11 were applicable during the year as per the planning document SDBIP.

The department achieved an impressive 100% performance rate, having successfully met all 11 applicable targets. Notably, 22% of the achieved targets were overachieved, indicating the department's proactive efforts and dedication to exceeding service delivery expectations. These overachievements reflect the department's strong commitment to enhancing access to social services such as the additional library outreach programmes due to request by community members and the additional firebreaks that were conducted to high disaster zone areas and other community empowerment programmes, and inclusive development initiatives. The department's improvement on performance of 14% is highly commendable as the department has achieved all its targets in the top-layer SDBIP.

Dr Nkosazana Dlamini Zuma municipality youth council meetings were held quarterly in the 2024/2025 financial year to discuss the issues of young people. A total number of 30 young people were trained in Driving licences and another 30 was trained in Security. These programs were implemented to accommodate youth from all 15 wards within Dr Ndz local municipality.

The picture below is Dr NDZ municipality Youth Council members:



Comments

The youth council is functional and meet quarterly to discuss issues affecting young people. Two programmes from the youth council plan were implemented. 30 youth were capacitated in Security and another 30 received driving licenses. These programs had a positive impact on the lives of these 60 young people.

Boys Camp

Boys Camp was initiated to build responsible men who will be able to protect women and be in a better position to deal with issues of GBV, Bullying and other social ills. The young boys were selected from all high schools within the Dr Nkosazana Dlamini-Zuma local municipality by their teachers at

school based on their needs and challenges they face at school and home.

The picture below demonstrates the youth camp in progress:



Comments

The programme was a huge success. Seventy (70) boys from different schools attended the camp. They actively participated and engaged in discussions, dealing with issues affecting them at school, suggesting intervention to remedy the situation.

Matric Awards

As a form of encouragement and motivation to learners and teachers, the Matric award ceremony was held in February 2024 at the Bulwer community hall to award the top ten best performing learners within Dr Nkosazana Dlamini Zuma municipality. Dr Nkosazana collaborated with Sappi and MTN on this ceremony who supported the learners with Laptops and Cellphones.

Comments

Top 3 learners were awarded full bursaries, cellphones and laptops. Position 4 to 10 learners were awarded with a R10 000 that may assist them to register in higher learning institutions. All the top 10 learners were given a R2,500 gift card.

The picture below depicts Matric awards ceremony:



Back to School Campaign

In January of every financial year, back-to-school campaigns are conducted to encourage and motivate learners to keep up the good work and those who did not perform well, to work hard to attain good results. As a form of encouragement, all high schools are supported with mathematical and Physical Science dictionaries and 5 school uniform vouchers for the value of R500 each to assist vulnerable learners. Indigenous trees were planted in schools. Mandadla high school was supported with 15 school shoes for learners. Masamini was supported with scientific calculators and instruments.

Comments

The project visited all 27 high schools under DR NDZLM, schools were gifted with 5 vouchers, 4 dictionaries for Math's and 4 dictionaries for physical science per school.

Back to School Campaign in progress:





Career Exhibition Programme

Dr Nkosazana Dlamini Zuma Municipality held a career exhibition on the 27th of May 2024 at Bulwer community hall. The purpose was to inspire grade 11 and 12 learners to improve performance and expose the young people to other relevant careers that might be considered post matriculation. To ensure that all the institutions in attendance assist learners with the selection and combination of courses provided in the institutions of higher learning. Providing a platform for learners to engage and ask questions to representatives from higher learning institutions.

The picture below illustrates career exhibition:



Comments

The programme was well attended by eleven high school in Dr Nkosazana Dlamini-Zuma. Representatives from Boston, University of KwaZulu-Natal, Unisa and Rosebank college presented their programmes and learners were enlightened on opportunities available in these institutions, how the can apply for admission and funding.



Dr Nkosazana Dlamini Zuma Municipality held youth games in all wards where youth participated football competition, female soccer and netball. The purpose was to promote sports and healthy lifestyle. First position received an amount of R2000, second position received an amount of R1500, third position received R1000, and fourth position received R500. These games are held in December during the school holidays to keep the youth occupied.

Mayoral Cup

Mayor's cup was held on the 26 & 27 June 2024 at Bhambatha sports field where all teams that took position 1 in their ward were competing against each other for cash prizes and sports equipment. Again, the youth participating in the Mayoral cup get an opportunity to be selected to participate during the Salga games which are held at provincial level. This opportunity exposes them to football scouts.





CHALLENGES

- Youth in Dr Nkosazana Dlamini-Zuma is highly unemployed (30%) which contributes to increased levels of substance abuse and teenage pregnancy.
- Fighting in schools due to communal and tribal discrimination is a major challenge in schools within Dr Nkosazana Dlamini-Zuma. Learners are intimidated by learners and the community members who have easy access to the school are the perpetrators of violence in schools.
- Some students completed their university studies, but they could not graduate because of the outstanding fees due various reasons, including deaths and retrenchments of parents or persons responsible for payments of their fees.
- Lack of counselling in our schools is also a challenge because some learners are being abused in their homes, and they don't get a platform to talk about the challenges they face in their homes.
- Learners are bullying each other at school, the learners who are being abused at home find it easy to bully other learners just to make them feel great about themselves.

Suggested Intervention

- The department of education prioritize fencing in the schools to limit or control access to the schools.
- The department to consider hiring security guards for day duties, some schools have security guards to protect the property at night, during the day learners and teachers are not protected.
- Government to consider the employment of counsellors in our schools who will be able to promptly respond and assist learner with challenges at home and refer them to social workers.

Gender, Children, People with Disability and Senior citizens Programs

Introduction

To ensure increased inclusivity of vulnerable population, improve well-being: Gender programmes are implemented to empower women and promote gender equality. Ensuring the safety, health and development of children by ensuring that forums are held where children discuss issues that directly affect them. Providing support for people living with disabilities. Promoting the dignity and well-being of senior citizens by creating platforms, promoting the rights and interest of these populations. Ensuring that these groups engage in community discussions to raise awareness. The programmes that the municipality enhance the well-being and dignity of vulnerable populations. Promoting human rights and fostering a more inclusive and equitable society. The municipality supports Early Childhood Development by providing support and materials. Monitoring and reporting on progress of the ECDs in Dr NDZ municipality.

The Children forums are convened twice a year to encourage and motivate children by ensuring unity and strengthening their voices as they learn how to work jointly with their communities.

Comments

The forum successfully met twice as planned. Other stakeholders are South African Police service (SAPS) and Department of Social and Development (DSD).

Gender

The purpose of the gender forum is to promote gender equality by identifying and addressing the issues that perpetuate gender inequality and promote women and girls to participate fully in social, economic and political life. Raise awareness on gender related issues such as Gender Based Violence and Femicides (GBV&F) as well as discrimination. Provide support for marginalized groups by offering support and resources. Advocate for policies that promote gender equality and challenge discriminatory laws and practices within the community. Encourage community members to participate in discussions and activities that promote gender equality. This forum provides an opportunity for individuals and organisation's to connect and share experiences and then collaborate on gender related initiatives. Foster partnerships with organisation's and government to advance gender equality within the Dr. Nkosazana Dlamini Zuma municipal area.

The municipality focus mainly on Gender-based violence and femicides as they are critical issues with devastating consequences for individuals, families and communities in South Africa as a whole. The impact of GBV&F is profound with survivors often experiencing physical and emotional trauma, stigma and social isolation. We must understand that the root causes of GBV&F are complex and multifaceted, involving societal norms, power imbalances and economic inequality. The municipality implement these programmes in collaboration with various stakeholders including the Law enforcement officials in providing accessible and effective support the survivors, including counselling, shelter and economic empowerment. Working closely with and address the crises through a comprehensive approach.

The municipality participates in the 16 Days of activism which is an annual event that takes place from November to December globally. The aim of this event is to raise awareness about and mobilize action to end all forms of violence against women and girls. Encourages individuals and groups to advocate for change in our policies and practices. This campaign specifically targets violence against women and girls, including physical, sexual and emotional abuse. The picture below is:

Gender forum in progress:



Comments

On the 21st of July 2024 the men's imbizo was held in Gala Hall and it was well attended. Men actively participated on issues of Gender Based Violence (GBV). Men's forums are coordinated on a quarterly basis. On the 4th -5th of December 2024 the municipality participated in the 16 Days of Activism program that was held in ward 4 at Zidweni hall. The purpose was to educate the community on GBV and domestic violence against women and children. The program was a success.

Children

The forum plays an essential role in ensuring representation, participation and empowerment of children by providing a platform for children to express their opinions, ideas and concerns without fear. Encouraging them to participate in decision making processes that affects them. Help children to develop leadership skills and build their self-esteem by developing their communication, teamwork and problem-solving skills. Teaching them about their rights, raise awareness about children support and protection, promote safe and protective environment for children. The programme supports the Early Childhood Development (ECD). The municipality supported nine ECDs with material:

- Buhlebezwe in Nqiyi, Ward 1 with 22 children
- Siyaphila in kwa Pitela, ward 2 with 35 children
- Khubeni in ward 3 with 20 children
- Thonsini in ward 4 with
- Siyathuthuka in ward 5 with 32 children
- Mnqundekweni in ward 7 with
- Kumkani Siyazama in ward 8 with 40 children
- Buyeneni sizamokuhle in ward 10 with 28 children
- Ekupholeni in ward 11 with 44 children

Comments

The children forum is held twice a year to discuss challenges children face and implement programmes that support their well-being. ECD material was delivered to support children. Continuous monitoring of ECDs with DR NDZ municipality to ensure compliance with relevant laws and regulations.

Senior Citizens

The senior Citizens forum exists to enhance the quality of life, well-being and independence of older people. To provide opportunities for to connect with their peers during the senior citizens games also known as Golden games reducing the feeling of loneliness and isolation and creating a sense of community belonging among senior citizens. Promote healthy aging, enjoyment and relaxation by providing fitness programmes and sporting activities and encourage older people to participate with enthusiasm. Address mental health concerns such as depression, anxiety and cognitive decline in older people. Offer classes that promote cognitive stimulation. Advocating for senior citizens rights including access to health care, social security and other benefits. Provide volunteer opportunities and encourage giving back to their communities and staying engaged.

Comments

Elderly people from sixty (60) years and above participated in the Golden games that were held at eHlantleni. The winners got a chance to participate at the district level in preparation for the provincial Golden games that were hosted by Ugu district municipality.

People with Disability

The forum was established to ensure advocacy of rights and interests of People with Disabilities by empowering them to take control of their lives, make informed decisions and assert their independence. Offer support in terms of transportation and food during the Disability Indaba that is hosted annually to raise the disability awareness, educate the public about disability issues, rights and concerns, and advocating for inclusive education that caters to the diverse needs of students with disabilities. Promote inclusivity and accessibility in all aspects of society, including education, unemployment and public spaces.

Comments

People with disability forums were held quarterly as per the SDBIP. The Disability Indaba, which is an annual event, coordinated by the district municipality was held in November 2024. It rotates the local municipalities. In 2024, it was hosted by Dr Nkosazana Dlamini-Zuma municipality.

Cemeteries

The cemeteries are primarily a responsibility of municipalities. In Dr Nkosazana there are four cemeteries: Creighton, Donnybrook, Himville and Underberg cemeteries. The main challenge that we are facing, is that currently all cemeteries' bookings and information is captured and managed manually by the cemetery supervisor. There is still a gap of horticulturalist for land scaping and a cemetery officer to ensure the day-to-day operations of cemeteries are running smoothly. This includes the general workers/gardeners for grave-digging. The service of horticulturalist is currently being outsourced through tender process.

This department is responsible for maintains all these cemeteries, that includes grass cutting, pruning trees, shrubs and weed control. Ensuring that walkways are clean, tared or graded and kept smooth, ensuring that the fence is in a good condition and gates are locked and building structures are maintained.

Comments

The department strives to provide services efficiently and effectively to keep the cemeteries clean.



Cemetery

Parks

To promote greening and attracting people to our towns and provide a space for people to engage in outdoor recreation, connect with nature, improve their physical and mental health and contributing to environmental sustainability, the municipality provide green spaces within our towns; Creighton, Bulwer, Donnybrook, Himville and Underberg. The benefits of these green spaces are to improve the air quality by reduce air pollution, manage storm-water runoff and supporting wildlife habitats.

Our parks provide various activities like playing sports, walking, running, picnicking and relaxing. These parks facilitate community gatherings for social interactions, spending time in nature within the parks can reduce stress, improve mood and enhance cognitive functioning. Hence, the municipality ensures that all the parks are clean and well maintained.



Keeping our parks clean and safe:

Facilities

The community and social services department is also responsible for municipal facilities like Community Hall, sports fields and taxi rank to ensure that they are well maintained and kept clean.

Bulwer Community Service Centre

The centre was established to bring services to the people living within Dr. Nkosazana Dlamini Zuma. Outreach programmes were conducted in collaboration with Department of Social Development, IEC, SAPS, Home Affairs and department of Health to take the services to people. The centre is functioning well. A water backup system was installed to minimize water challenges.

As part of maximizing services of the Bulwer Community Service Centre (CSC), the Municipality continues to ensure coverage to the wide range communities within the Dr. Nkosazana Dlamini Zuma municipality to take the services to the people who are unable to reach the centre to promote and advertise the CSC services. The CSC conducts these awareness campaigns in collaboration with its occupants and other identified stakeholder that will provide their services during the event.

Libraries

Libraries play a vital role in municipalities to promote social inclusion, education, economic development and community well-being. There are five libraries within Dr. Nkosazana Dlamini Zuma municipality including the Modula libraries. Their main purpose is to provide a welcoming space for community members to connect and socialize, engage in various activities. They offer a range of services and resources that caters for diverse needs, ages and abilities. They offer literacy programmes for children and adults to improve reading skills. Provide computer trainings to the community. Provide access to educational resources such as online courses, tutorials and study materials. They support students and professionals. They offer public access to computers, internet and digital tools and ensuring equal access to technology.

Computer learning in progress:



Libraries host different programmes and events, collaborating with schools, community groups and local organizations to develop programmes to promote social cohesion. Provide training to and resources to help workers develop new skills, support small businesses and job seekers. Currently there is Creighton library, Nkwezela Modulator library, Bulwer library, Underberg library and the Mobile library to ensure that library services are accessible by a vast number of our wards to enhance learning.

Mobile Library:**BASIC COMPUTER TRAINING**

The libraries conduct computer training courses, mostly for youngsters, within Dr. Nkosazana Dlamini Zuma Municipality to provide skills that will assist them in securing jobs.



Learners receiving basic computer training:



The table below shows the number of people that undertook training and obtained their certificates.

2024/2025 FINACIAL YEAR	LIBRARIES	NUMBER OF PEOPLE TRAINED AND GRADUTAED
1 st quarter	Underberg, Bulwer & Nkwezela	101
2 nd Quarter	Underberg, Bulwer & Nkwezela	78
3 rd Quarter	Underberg, Bulwer & Nkwezela	81
4 th Quarter	Underberg, Bulwer & Nkwezela	87
TOTAL	347	

Comments

Outreach programs were conducted to promote the activities of the libraries and ensure that communities are aware of the services provided by the libraries and mostly in schools.

Employees: Libraries

The following table indicates the staff composition for this division:

Employees (Full time employees)	Number
Senior Librarian	3
Cyber cadet	3
Assistant librarians	2
Library assistant	4
Cleaners	4
Total	18

COMPONENT

Operation Sukuma Sakhe

This is a comprehensive development programme initiated by KwaZulu Natal Provincial government. This programme aims to improve the quality of life for the people living in KwaZulu Natal by addressing the province's socio-economic challenges and promoting sustainable development.

Key Objectives:

- Improving the living standards and reduce poverty through economic empowerment, job creation and social support.
- Enhance access to basic services such as healthcare, education, water, sanitation, electricity and shelter.
- Foster community cohesion, social stability and civic partnership through community-based initiatives.
- Promote environmental conservation, waste management and sustainable natural resources.

Operation Sukuma Sakhe is implemented through a collaborative effort between various municipalities, community-based organisations and government departments. This programme focuses mainly on:

- Establishing war rooms to coordinate and monitor service delivery, identify challenges and develop solutions.
- Supporting community led projects and initiatives that addresses local needs and priorities.
- Fostering partnership between government, business, and civic society to leverage resources, expertise and funding.
- The community and social services unit has a responsibility of ensures the coordination of the Local Task Team under Operation Sukuma Sakhe sub-unit.

Comments

Operation Sukuma Sakhe office profiled the households with concerning issues that could be detrimental to certain individuals or households.

War rooms in all 15 wards were established. All war rooms are functional with ward Councillors who are the champions and are responsible for coordination the war room meetings. These meetings are held monthly to discuss issues affecting the community and interventions to resolve the challenges. All relevant stakeholders attend the war rooms and engage in discussions.

The Local Task Team (LTT) is fully functional; meetings are held quarterly. The structure was relaunched, and members were elected for the following portfolios:

- Chairperson
- Deputy Chairperson
- Secretary
- Deputy Secretary
- All war rooms are held monthly, whilst the LTT meet on quarterly basis

Dr Nkosazana Dlamini Zuma Municipality conducted a TB awareness day on the 20th of March 2025 at ward 01 Mqatsheni Community Hall. Target was ward 01 as the hosting ward, ward 02 and ward 03. The purpose of commemorating this annual event are:

- To empower communities with information about TB, early detection signs & symptoms of TB and encourage the community to speak out, when the notice the signs visit the clinic or mobile clinics for screening, testing and get treated.
- Promote prevention strategies to prevent contracting TB such as opening windows, applying protection measures when coughing and adoption of hygienic and healthy lifestyle.



Services were provided to the community during the TB day.

Local Aids Council (LAC) forum meetings were held every quarter. Councillors, government departments, private sector, civil society met to discuss reports all HIV and Social ill related cases submitted by departments. An integrated approach to deal with challenges facing the Harry Gwala district residents is coordinated. A comprehensive report with interventions was prepared and submitted to be presented in the District AIDS Council for further deliberations. These reports were then tabled in the District Development Model structures to inform the planning and budgeting processes for the next financial year. The picture below shows the World Aids Day commemoration in Dr NDZ



Schedule of the war room meetings and Venue's

WAR D NO	COUNCILLOR	CDW	War room Support Clerk	Venue	SCHEDULE OF WAR ROOM MEETINGS
1	Cllr S Mlibeni	Mr. Alex Msomi		Main venue Vukuzithathe Batlokoa traditional court Mqatsheni hall Stepmore community hall	Monthly
2	Cllr B Ntshiza	Mr. Sfiso Ngcobo	Ms Nozibusiso Dlamini	Himeville hall	Monthly
3	Cllr S S Mkhize	VACANT	Thalente Dlamini	Underberg Hall	Monthly
4	Cllr T SHOBA	Vacant	Ms Khwezi Shoba	Zidweni Hall	Monthly
5	Cllr N Mdlangathi	Vacant	Dlamini Nokwanda	Mpumlwane Hall	Monthly
6	Cllr NG Dlamini	Ms Jabu Nzimande	Fiskiswa Zondi	Ndumakude	Monthly
7	Cllr S S Phoswa	Ms Thobekile Dlamini	Ms Nompilo Dlamini	Gala and Tarsvalley halls	Monthly
8	Cllr MM Dlamini	Mr. Sibonelo Gumede	Andisiwe Khubone	Madzikane Hall	Monthly
9	Cllr BB Khathi	VACANT	M Mthembu	Nkwezela and Bhambatha halls	Twice
10	Cllr T Bhengu	Mr Zibokwakhe	N Hlophe	Bulwer csc	Monthly
11	Cllr X Zamisa	Mr Simphiwe Madonda Ms Nonhlanhla Shezi	Hlengiwe Dlamini	Nkelabantwana Hall	Monthly
12	Cllr VAT Mthembu	VACANT	Ziyanda Dlamini	Bethlehema	Monthly
13	Cllr B Memela	Ms Phumelele Mbatha	Sithembile Mbatha	Seaford Hall	Monthly
14	Cllr T Mdladla	VACANT	Nontando Memela	Junction Hall	Monthly
15	Cllr W Mtolo	Ms Pinky Bezenhoudt	Zethu Khubone	Main Venue Sandanezwe Hall Satelite Masamini Hall	Monthly

Nkosazana Dlamini -Zuma Municipality held the War -Room awards on the 26th of March 2025 for the 1st time. The awards were held at Bulwer

Community Hall to appreciation and encourage all the Stakeholders (departments), Non-Governmental Organizations and Private Sectors who participated in the war rooms to ensure that services are delivered to our communities.

3.6 CORPORATE SUPPORT SERVICES COMMITTEE

The Corporate Support Services Department plays a pivotal role in providing internal support systems and operational efficiency across the municipality. The department is responsible for ensuring effective administrative operations, employee wellness and development, sound record management, responsive customer care, and the integration of information and communication technology to improve municipal services.

The department comprises the following key units:

- **Human Resources (Recruitment and Selection):** Responsible for managing staff recruitment, placement, and onboarding processes in line with approved policies and organizational needs.
- **Skills Development:** Facilitates training, capacity building, and career development for employees to enhance institutional performance and service delivery.
- **Occupational Health and Safety (OHS):** Promotes workplace safety, employee wellness, and compliance with health and safety legislation through risk assessments, awareness, and monitoring.
- **Administration and Council Support:** Provides administrative support to all departments and ensures effective coordination of Council meetings, committee sittings, and documentation.
- **Information, Communication, and Technology (ICT):** Ensures the implementation and maintenance of secure, reliable, and efficient IT systems and communication infrastructure.
- **Registry/Records Management:** Maintains proper records management practices, including filing, storage, retrieval, and archiving of municipal documentation in line with regulatory standards.
- **Customer Care:** Facilitates communication between the municipality and the public, ensuring queries, complaints, and service requests are handled promptly and professionally.

THE SUMMARY OF THE DEPARTMENT'S PERFORMANCE FOR 2024/25 FINANCIAL YEAR

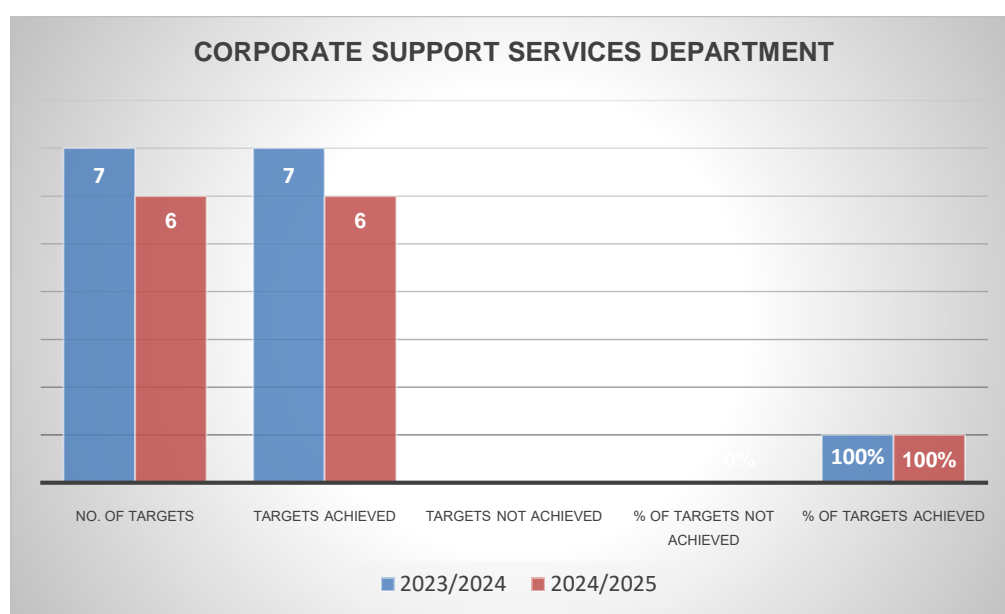
COMPARISON OF PERFORMANCE BETWEEN 2023/2024 AND 2024/2025 FINANCIAL YEARS

01 July 2024– 30 June 2025

Annual Performance Total no of targets: 06	Targets achieved	Targets not achieved	Targets applicable in FY	Not applicable in FY
Annual performance & performance percentage in	06	0	06	0
	100%	0%	100%	0%

Table

CATEGORY	2023/2024	2024/2025
No. of targets	07	06
Targets Achieved	07	06
Targets not achieved	0	0
% of targets not achieved	0%	0%
% of targets achieved	100%	100%



The department achieved 100% of its applicable targets during the financial year in the top-layer SDBIP, demonstrating a strong commitment to institutional support and internal service excellence. The department's performance reflects high levels of planning, coordination, and implementation efficiency across its operational units. The Corporate Support Services Department continues to play a strategic role in enabling effective governance and responsive service delivery in the municipality. Two targets were overachieved during the financial year recording 33% of overachievement by the department. The department's effort is commendable to maintaining a high performance by achieving all targets for the past three consecutive financial years.

KEY ACHIEVEMENTS

HIGHLIGHT	DESCRIPTION
Performance Targets	The Department has achieved 16 out of 17 targets for the 2024/2025 financial year.
Filling of Critical Positions	<p>All Senior Management positions under sections 54A and 56 in the Organogram have been filled and are depicted as follows;</p> <ul style="list-style-type: none"> ➤ Municipal Manager (Male) ➤ Chief Financial Officer (Male) ➤ Senior Manager: Development and Town Planning (Female) ➤ Senior Manager: Corporate and Support Services (Male) ➤ Senior Manager: Community and Social Services (Female) ➤ Senior Manager: Public Works and Basic Services (Male)
Provision of Registry Office	The Registry Office is in place with bigger space for the purpose of storage facilities within the Municipality
Online Leave Management System	<p>The Online Leave Management System was officially implemented and became operational in May 2025, representing a significant advancement in the Municipality's digital infrastructure and human resource management capabilities.</p> <p>This online platform is now fully functional across all departments and organisational levels, with complete staff participation achieved. All personnel are now required to submit their leave applications exclusively through this electronic system, marking a complete transition from previous manual or paper-based processes.</p>
Staff Establishment Review 2025/2026	Municipal Council approved the 2025/2026 organizational structure on 29th May 2025, ensuring alignment with the Integrated Development Plan and municipal budget. The revised structure incorporates newly established positions designed to enhance service delivery efficiency and facilitate timely achievement of organizational goals, with all positions included in the organogram receiving appropriate budget allocation.
Corporate Support Services Policies	<p>Corporate Support Services policies were approved by the Council on 29th May 2025 for implementation in the 2025/2026 financial year.</p> <ul style="list-style-type: none"> ➤ 34 HR Policies ➤ 1 HR Strategy ➤ 10 ICT Policies ➤ 1 ICT strategy ➤ 1 ICT Business Continuity Plan

		<ul style="list-style-type: none"> ➤ 1 DR NDZ Risk Management Framework ➤ 6 Registry & Admin Policies 	
Workplace Skills Plan/ATR		<p>The Workplace Skills Plan was submitted to LGSETA on 30 April 2025</p> <p>Adhering to the deadline for the WSP/ATR submission permits the Municipality to receive mandatory grants contributing to the Revenue Enhancement</p>	
Training Municipal Staff		Target 6	Actual 30
Training for Councillors		Target 2	Actual 5
Employment Equity Report		<p>The Employment Equity Plan has been approved and submitted to DOEL and the report was submitted on 17 December 2024. All stakeholders signed off on the report.</p>	
Awarding of Internal bursaries		<p>A total number of 16 bursaries were approved for internal staff.</p>	
Awarding of External bursaries		<p>The top 3 were awarded full bursaries and 7 Matriculants received R10 000 assistance towards registration or procuring of school essentials.</p>	

3.7 BUDGET AND TREASURY OFFICE

The **Budget and Treasury Office** is a critical department within the Dr. Nkosazana Dlamini Zuma Local Municipality, mandated to ensure the sound and sustainable financial management of the municipality. Its primary responsibility is to oversee the effective administration of municipal finances in compliance with applicable legislation, financial regulations, and good governance principles.

The importance of this office is underscored by the provisions of the **Municipal Finance Management Act (MFMA), Act No. 56 of 2003**, which obliges municipalities to manage their financial resources transparently, efficiently, and responsibly. In particular, **Section 62(1)** of the MFMA requires the accounting officer to ensure that the municipality has and maintains a financial management system that complies with the Act and supports sound internal control and effective financial governance.

The Budget and Treasury Office plays a pivotal role in the delivery of services by ensuring that financial planning, budgeting, spending, procurement, and reporting are executed in a manner that supports the municipality's Integrated Development Plan (IDP) and service delivery objectives.

The department consists of the following key units, each with defined roles:

Revenue Management

- Responsible for billing and the collection of all municipal revenue including rates, service charges, and other income.
- Ensures accurate customer accounts and promotes financial viability by reducing debt levels.
- Implements credit control and debt collection strategies in line with municipal policies.

Expenditure Management

- Manages the timely processing and payment of all municipal obligations, including employee salaries, supplier invoices, and grants.
- Ensures adherence to the budget and compliance with payment procedures.
- Supports effective cash flow and expenditure control.

Supply Chain Management (SCM)

- Oversees the procurement of goods and services in accordance with the MFMA and SCM Regulations.
- Ensures that procurement is fair, transparent, equitable, competitive, and cost-effective.
- Manages contracts and supports departments in procurement planning.

Asset Management

- Maintains a complete and accurate asset register.
- Ensures that municipal assets are acquired, used, safeguarded, and disposed of responsibly.
- Supports planning for infrastructure maintenance and future capital investment.

Fleet Management

- Manages the acquisition, allocation, maintenance, and utilization of municipal vehicles.
- Promotes cost-effective and efficient transport services to support service delivery.
- Monitors vehicle usage and ensures compliance with fleet policies.

The **Budget and Treasury Office** is central to ensuring that Dr Nkosazana Dlamini Zuma Local Municipality remains financially healthy, accountable, and capable of delivering on its developmental mandate. Through prudent financial practices, this department builds public confidence, supports sustainable service delivery, and strengthens the overall governance of the municipality.

THE SUMMARY OF THE DEPARTMENT'S PERFORMANCE 2024/25 FINANCIAL YEAR

Annual Performance Total no of targets: 0	Targets achieved	Targets not achieved	Targets applicable in 2024/25 FY	Not applicable in 2024/25 FY
Annual performance & in	07	0	07	0
performance percentages	100%	0%	100%	0%

COMPARISON OF PERFORMANCE BETWEEN 2023/2024 AND 2024/2025 FINANCIAL YEARS

CATEGORY	2023/2024	2024/2025
No. of targets	09	07
Targets Achieved	08	07
Targets not achieved	01	0
% of targets not achieved	11%	0%
% of targets achieved	89%	100%

During the 2024/25 financial year, the **Budget and Treasury Office** was assigned a total of **07 performance targets**. Of these all seven **were applicable** during the financial year.

The department achieved an impressive **100% performance rate**, successfully meeting all **07 applicable targets**. This performance reflects the department's continued commitment to ensuring sound financial management, as mandated by the **Municipal Finance Management Act (MFMA), Act No. 56 of 2003**, the Municipal Systems Act and other relevant legislations.

Importantly, **29% of the achieved targets were overachieved**, signifying exceptional performance in areas such as revenue collection, expenditure control, supply chain and compliance matters. These overachievements highlight the department's dedication to exceeding expectations and driving improved financial accountability and service efficiency. With a **100% applicability rate** and a strong track record of achievement, the Budget and Treasury Office continues to play a crucial

role in upholding financial stability, promoting transparency, and supporting the municipality's developmental goals through effective fiscal management. The department improved its performance when compared to the previous financial year's performance and an increased performance of **11%** is noted.

3.8 OFFICE OF THE MUNICIPAL MANAGER

The **Office of the Municipal Manager** serves as the administrative head of the Dr Nkosazana Dlamini Zuma Local Municipality and is responsible for the overall coordination and strategic management of the municipality. The Municipal Manager provides leadership to ensure that municipal operations are aligned with legislative requirements, policy directives, and service delivery commitments outlined in the Integrated Development Plan (IDP).

The office encompasses the following key functional areas:

- Strategic Support Services (IDP & PMS): Oversees the development, implementation, and monitoring of the IDP and Performance Management System to ensure integrated planning and performance accountability across departments.
- Communications: Manages the municipality's internal and external communication strategies, public relations, media liaison, and the dissemination of accurate and timely information to the public.
- Public Participation: Facilitates community involvement in municipal decision-making processes through stakeholder engagements, ward-based planning, and public consultation forums.
- Internal Audit & Risk Management: Ensures that internal controls are in place and effective, identifies risks, and monitors compliance and governance practices to promote accountability and institutional integrity.
- Intergovernmental Relations (IGR): Coordinates collaborative efforts with other spheres of government, public entities, and stakeholders to enhance service delivery and alignment with national and provincial programmes.

Performance Highlights (2024/2025 Financial Year):

The Office of the Municipal Manager achieved **83% of its targets** during the financial year. This is a significant milestone, demonstrating improved planning, execution, and accountability within the office. Notably, **two targets were overachieved**, representing **14%** of the total, which reflects a strong commitment to excellence and continuous improvement. Two targets were not achieved, OMM

The achievement reinforces the central role of the Municipal Manager's Office in driving institutional performance, stakeholder engagement, intergovernmental collaboration, and good governance across the municipality.

The summary of the department's performance:

Total Number of Targets: 12	Targets Achieved	Targets Not Achieved	Targets Applicable	Not applicable
Quarter 4 Status Report & Performance in percentages	10	02	12	12
	83%	17%	100%	100%
COMPARISON OF PERFORMANCE BETWEEN 2023/2024 AND 2024/2025 FINANCIAL YEARS				

CATEGORY	2023/2024	2024/2025
No. of targets	09	12
Targets Achieved	08	10
Targets not achieved	01	02
% of targets not achieved	11%	17%
% of targets achieved	89%	83%

SUMMARY OF TARGETS NOT ACHIEVED, REASONS FOR VARIANCES AND REMEDIAL ACTIONS

SDBIP NO.	KEY PERFORMANCE INDICATOR	ANNUAL TARGET	PERFORMANCE CLAIMED	REASONS FOR VARIANCES	CORRECTIVE MEASURES
OMM: 12	Percentage of the municipality's annual capital budget actually spent on capital projects	90%	Target Not Achieved, 86% of a municipality's annual capital budget actually spent on capital projects	Due to invalidity of some of the service delivery related projects the capital budget could not be spent.	The municipality had to re-advertise bids where no suitable service provider could be sourced, issuing of letters of intention to terminate was sent to underperforming bidders, some projects had to be included in the 2025/26 SDBIP for

SDBIP NO.	KEY PERFORMANCE INDICATOR	ANNUAL TARGET	PERFORMANCE CLAIMED	REASONS FOR VARIANCES	CORRECTIVE MEASURES
					implementation.
OMM: 13	Percentage spent on grants received:	100%	Target Not Achieved, 99 % of municipality's grants received actually spent on capital projects: Grant expenditure on capital projects: (IMIG, INEP, FMG, EPWP, Library Services, Cleanest Municipality)	There were delays with the transfer of the grant from EDTEA as a result procurement processes for the bailer were also delayed.	The suitable service provider has been appointed and delivery would be done before by 31 August 2025.

3.9 OVERALL ORGANISATIONAL PERFORMANCE

Quarter Total Number of Targets: 62	Targets Achieved	Targets Not Achieved	Targets Applicable	Targets Not applicable
Status Report & Performance percentages %	57	05	62	0
in	92%	8%	100%	0%

COMPARISON OF PERFORMANCE BETWEEN 2023/2024 AND 2024/2025 FINANCIAL YEARS

NO.	NAME OF THE DEPARTMENT	% PERFORMANCE FOR 2023/2024	% OF PERFORMANCE AS AT END OF 2024/25
1.	Public Works & Basic Services	81%	90%
2.	Development, Town Planning, LED& Tourism	86%	83%
3.	Community and Social Services	86%	100%
4.	Corporate Support Services	100%	100%
5.	Budget & Treasury Office	89%	100%
6.	Office of the Municipal Manager	89%	83%
7.	Organisational Overall Performance	89%	92%

Conclusion

The report shows that the Municipality is on a solid path of recovery and improved execution. Despite valid challenges, proactive management, resource adjustments, and a results-driven approach have led to notable successes and restored credibility in service delivery. While the overall municipal performance during the financial year reflects commendable progress and

achievement across most departments, it is important to highlight that two Key Performance Indicators (KPIs) were not achieved by the majority of departments. These KPIs are:

- a) Percentage spent on grants received:
- b) Percentage of capital budget expenditure actually spent by the department.

The non-achievement of these KPIs has been a common concern across several departments and has affected overall performance reporting and budget utilization.

It must be noted that the primary reasons for the underperformance on these two KPIs include:

- Poor consultation and coordination amongst government departments in allocating i.e. EDTEA for the There were delays with the transfer of the grant from EDTEA as a result procurement processes for the bailer were also delayed.
- Inefficiencies in procurement planning through SCM processes and execution, resulting in underspending of the capital budget despite project allocations being in place.

TO BE NOTED BY INTERNAL DEPARTMENTS.

- a) Enhance contractor management and accountability frameworks.
- b) Implement preventative maintenance schedules and expand use of plant hire.
- c) Improve internal coordination for timely project registration.
- d) Advocate for sustainable external funding while improving internal budget reprioritization mechanisms.
- e) Improved internal coordination, timely engagement between departments, and adherence to procurement timelines are critical to addressing these recurring issues. Strengthening communication and planning processes will be essential in ensuring that these KPIs are achieved in future reporting periods.

3.10 ASSESSMENT OF EXTERNAL SERVICE PROVIDERS 2024/2025 FINANCIAL YEAR

In terms of section 46 of the Municipal Systems Act,

(1) A municipality must prepare for each financial year a performance report reflecting- (a) the performance of the municipality and of each external service provider during that financial year. External Service Provider is defined as:- 'External service provider' means an external mechanism referred to in section 76 (b) which provides a municipal service for a municipality" Municipal Service is defined as: Municipal service' means a service that a municipality in terms of its powers and functions provides or may provide to or for the benefit of the local community irrespective of whether-

(a) such a service is provided, or to be provided, by the municipality through an internal mechanism contemplated in section 76 or by engaging an external mechanism contemplated in section 76; and (b) fees, charges or tariffs are levied in respect of such a service or not;

The monitoring of the service provider performance is ensured through the signing of the Service Level Agreement. It is currently being done by user department levels. The end user department is providing monthly reports to the SCM unit as well. Service providers who fail to perform are reported to SCM and the necessary action is taken including the termination of the contract or cancellation of an order. It must be noted that the delays in completing some of the service delivery projects is as a result of delays in the SCM processes in terms of appointing suitable service providers. A number of bids had to be re-advertised due to bidders not being able to meet all the necessary bidding requirements as per SCM regulations and laws. This cripples service delivery however it is understood that the municipality may face litigations by not awarding deserving service providers and some projects had to be changed to multi-year projects instead of them being completed in one financial year. As a mitigation strategy the management has resolved to appoint service providers as panels and for major capital projects, service providers will be appointed on a multi-year basis contract. All service providers were able to give assurance that they have capacity to provide the services as per their SLA/ contracts with the municipality. vi

Example:

Assessment Key	
Good (G)	The service has been provided at acceptable standards and within the time frames stipulated in the SLA/Contract
Satisfactory (S)	The service has been provided at acceptable standards and outside of the timeframes stipulated in the SLA/Contract
Poor (P)	The service has been provided below acceptable standards
NA	Not applicable.

NOTES

Other projects were delayed by SOD Turning to commence on time

Other projects will be paid in the 2025/2026 financial year because of the length of the projects but there is work in progress.

Bid Number	Name of external Service Provider	Date Contract Awarded	Service provided in terms of the SLA	Value of project	Comparison with previous year		Current Financial Year 2024/2025		Assessment of Service Providers Performance		
					2024/2025						
					Target	Actual	Target	Actual	GOOD	SATISFACTORY	POOR
COMM-B043/21/ 22	KWAKHAZI MUL A PTY LTD	01/07/2022	PANEL TO SUPPLY AND DELIVERY OF DISASTER RELIEF MATERIAL (MATTRESS AND BLANKETS)	IT IS BASED ON THE RATES OF: BLANKET Y1:R375, Y2: R380, Y3: 385 SPONGE Y1: R790, Y2: R805, Y3: R810 AND PLASTIC SHEETING Y1: R160, Y2: 165, Y3: R170	Service Is Done As And When Required	NIL	Done As And When Required	R68700,00	GOOD		
COMM-B043/21/ 22	MATHUTHA TRADING AND ENTERPRISE	01/07/2022	PANEL TO SUPPLY AND DELIVERY OF DISASTER RELIEF MATERIAL (MATTRESS AND	IT IS BASED ON THE RATES OF: BLANKET Y1:R355, Y2: R375, Y3: R395 SPONGE Y1: R385, Y2: R395, Y3: R420 AND PLASTIC SHEETING Y1: R650, Y2: 700, Y3:	Service Is Done As And When Required	R109 537,50	Service Is Done As And When Required	R219037.50			

Bid Number	Name of external Service Provider	Date Contract Awarded	Service provided in terms of the SLA	Value of project	Comparison with previous year		Current Financial Year		Assessment of Service Providers Performance		
					2024/2025		2024/2025				
					Target	Actual	Target	Actual	GOOD	SATISFACTORY	POOR
			BLANKETS)	R750					GOOD		
BTO-B020/21/ 22	CAB HOLDINGS	01/08/2022	Provision of Printing and Statement Accounts	It Based On The Rate Of R18,67	Service Is Done And When Required	R444 553.80	Service Is Done And When Required	R 1,194,368.20	GOOD		

Bid Number	Name of external Service Provider	Date Contract Awarded	Service provided in terms of the SLA	Value of project	Comparison with previous year		Current Financial Year 2024/2025		Assessment of Service Providers Performance		
					2023/2024						
					Target	Actual	Target	Actual	GOOD	SATISFACTORY	POOR
MM-B035/21/ 22	NOZULU FUNERAL MANAGEMENT	26/07/2022	Panel Of Funeral Parlours	It Is Base On The Approved Rate Of R2 950,00	Service Is Gets Done As And When Required	R 33 700,00	Service Is Gets Done As And When Required	R 68,500.00	GOOD		
MM-B035/21/ 22	AMANDA BA FUNERAL SERVICES	26/07/2022	Panel Of Funeral Parlours	It Is Base On The Approved Rate Of R2 950,00	Service Is Gets Done As And When Required	R 151 600,00	Service Is Gets Done As And When Required	R 380,800.00	GOOD		
CORP-B036/20/ 21	KONICA MINOLTA SOUTH AFRICA	01/12/2022	Supply, Installation And Maintenance Of Printing/ Photocopying Machines	R1 029 142,44	R 257 285,61	R 257 285,61	R 1,029,142.44	R 800,444.12	GOOD		

COM M- B049/2 1/ 22	TOTAL COMPUTER SERVICE (PT Y) LTD	01/09/202 2	Supply, Installation An d Maintenance Of Traffic Contravention Management System	R 58 765,00	R 19 588,00	R 19 588,00	R 58,765.00	R 39,175.95	GOOD		
------------------------------	-----------------------------------------------	----------------	----------------------------------------------------------------------------------------------------------	-------------	-------------	-------------	----------------	----------------	------	--	--

Bid Number	Name of external Service Provider	Date Contract Awarded	Service provided in terms of the SLA	Value of project	Comparison with previous year		Current Financial Year 2024/2025		Assessment of Service Providers Performance		
					2023/2024						
					Target	Actual	Target	Actual	GOOD	SATISFACTORY	POOR
CORP-B045/21/22	EARLYWORK 266 T/A NASHUA	01/12/2022	Provision of Telephones For A Period Of 3 Years	R 1 384 888,21	R 461 629,44	R 461 629,44	R 1,384,888.21	R 1,192,542.72	GOOD		
COM-M-B015/22/23	ABENKANYE ZI CONSTRUCTION AND KITCHEN CC	01/03/2023	Provision of Drivers Licence Training For A Period Of 3 Years	It Is Based On The Approved Rate Of R35 700 Including Different Licence Codes	R247 635,50	R247 635,50	IT IS BASED ON THE APPROVED RATE OF R35 700 INCLUDING DIFFERENT LICENCE CODES	R 456,062.86	GOOD		

CORP- B048/2 2/ 23	AUMSOFT TECHNOLO GY PTY LTD	10/02/202 3	Supply Installation O f Antivirus Software For 200 Users For A Period Of 3 Years	R 302 735,18	R 101 860.41	R 101 860.41	R 302,735.18	R 302,735.18	GOOD		
--------------------------	-----------------------------------	----------------	-------------------------------------------------------------------------------------------------------	--------------	-----------------	--------------	-----------------	-----------------	------	--	--

Bid Numb er	Name o f external Service Provider	Date Contra ct Award ed	Service provided in terms of the SLA	Value of project	Comparison with previous year		Current Financial Year 2024/2025		Assessment of Service Providers Performance		
					2023/2024						
					Target	Actual	Target	Actual	GOOD	SATISFACTOR Y	POOR
COM M- B050/2 2/ 23	NTSHENGULA TRADING ENTERPRISE	23/01/202 3	Supply And Delivery Of Gift Vouchers For Back-To- School Uniform For Period Of Year Contract	It Is Based On The Approved Rate For R550 Each Voucher	R 82 698,00	R 82 698,00	It is based on the approve d rate for R550 each voucher	R 306,066.95			POOR

Bid Number	Name of external Service Provider	Date Contract Awarded	Service provided in terms of the SLA	Value of project	Comparison with previous year		Current Financial Year 2024/2025		Assessment of Service Providers Performance		
					2023/2024						
					Target	Actual	Target	Actual	GOOD	SATISFACTORY	POOR
PWBS-B031/22/ 23	UKWAZI HOME DEVELOPMENT PROJECTS	13/O2/2024	Panel Of Service Providers For Hire Of Construction Plant To Service The Municipality	It Is Based On The Approved Rate Of R 49 616,75 Including All Items	R 2 144 065	R 2 144 065,00	IT IS BASED ON THE APPROVED RATE OF R 49 616,75 INCLUDING ALL ITEMS	R 4,231,545.00	GOOD		
PWBS-B031/22/ 23	CONAN CONSTRUCTION CC	13/O2/2024	Panel Of Service Providers For Hire Of Construction Plant To Service The Municipality	It Is Based On The Approved Rate Of R 100 659,50 Including All Items	R 5 163 241	R 5 163 241,25	IT IS BASED ON THE APPROVED RATE OF R 100 659,50 INCLUDING ALL ITEMS	R 18,010,788.25	GOOD		

PWBS- B031/2 2/ 23	NGQIK A TRADIN G	13/O2/20 2 3	Panel Of Service Providers For Hire Of Construction Plant To Service The Municipality	It Is Based On The Approved Rate Of R 65 653,50 Including All Items	R654 572,6 4	R 654 572,64	IT IS BASED ON THE APPROVE D RATE OF R 65 653,50 INCLUDIN G ALL ITEMS	R 1,225,465.76			
--------------------------	---------------------------	--------------------	---------------------------------------------------------------------------------------------------	------------------------------------------------------------------------------	-----------------	--------------	-----------------------------------------------------------------------------------------	-------------------	--	--	--

Bid Number	Name of external Service Provider	Date Contract Awarded	Service provided in terms of the SLA	Value of project	Comparison with previous year		Current Financial Year 2024/2025		Assessment of Service Providers Performance		
					2023/2024				GOOD	SATISFACTORY	POOR
					Target	Actual	Target	Actual			
									GOOD		
PWBS-B031/22/ 23	MBOVA CONSTRUCTION	13/02/2023	Panel Of Service Providers For Hire Of Construction Plant To Service The Municipality	It Is Based On The Approved Rate Of R 95 243,00 Including All Items	R1 960 699	R1 960 699,40	IT IS BASED ON THE APPROVED RATE OF R 95 243,00 INCLUDING ALL ITEMS	R 1,960,699.40	GOOD		
PWBS-B031/22/ 23	AQUA TRANSPORT & PLANT HIRE PTY LTD	13/02/2023	Panel Of Service Providers For Hire Of Construction Plant To Service The Municipality	It Is Based On The Approved Rate Of R 126 894,45 Including All Items	R372 205	R372 205,21	IT IS BASED ON THEIR APPROVED RATE OF R 126 894,45 INCLUDING ALL ITEMS	R 372,205.21	GOOD		

CORP- B046/2 2/ 23	MOBILE TELEPHO NE NETWOR K	16/02/202 3	Provision O f Internet Service For A Period Of 3 Years.	R 2 099 455,40	R 879 671,97	R 879 671,97	R 2,412,191. 90	R 1,264,297.97	GOOD		
--------------------------	----------------------------------------	----------------	------------------------------------------------------------------------	----------------	-----------------	--------------	-----------------------	-------------------	------	--	--

Bid Numb er	Name of external Service Provider	Date Contra ct Award ed	Service provided in terms of the SLA	Value of project	Comparison with previous year		Current Financial Year 2024/2025		Assessment of Service Providers Performance		
					2023/2024						
					Target	Actual	Target	Actual	GOOD	SATISFACTORY	POOR
BTO- B014/2 2/ 23	PETAL OFFICE TRADING	01/03/2023	Provision of Vehicle Branding	It Is Based On The Approved Rate Of R39 500,00 For Different Vehicles	R420 325,00	R 420 325,00	IT IS BASED ON THE APPROVED RATE OF R39 500,00 FOR DIFFERENT VEHICLES	R 710,872.50		SATISFACTORY	
PWBS- B033/2 2/ 23	KHULANGWAN TRADING PTY LTD	15 /03/2023	Panel Of Service Providers to Supply And Delivery Of PWBS Protective Clothing	It Is Based On The Approved Rate Of R2 616,92 Including All Items	R242 743,43	R 242 743,43	IT IS BASED ON THE APPROVED RATE OF R2 616,92 INCLUDING ALL ITEMS	515,210.89		SATISFACTORY	

Bid Number	Name of external Service Provider	Date Contract Awarded	Service provided in terms of the SLA	Value of project	Comparison with previous year		Current Financial Year 2024/2025		Assessment of Service Providers Performance		
					2023/2024						
					Target	Actual	Target	Actual	GOOD	SATISFACTORY	POOR
PWBS-B033/22/23	KWAKHAZIMULA PTY LTD	15/03/2023	Panel Of Service Providers To Supply And Delivery Of PWBS Protective Clothing	IT IS BASED ON THE APPROVED RATE OF R50 243 INCLUDING ALL ITEMS	N/A	N/A	IT IS BASED ON THE APPROVED RATE OF R50 243 INCLUDING ALL ITEMS	R 1,314,305.10			POOR
CORP-B058/22/23	NATED SYSTEM (PTY) LTD	18/08/2023	Supply, Installation And Configuration Of Electronic Documents And Records Management System (EDMS)	R 980 260,00	R 154 560,00	R 154 560,00	R 980,260.00	R 659,410.00		SATISFACTORY	
CORP-B09/23/24	BLUECLOUD IT SOLUTIONS	25/08/2023	Supply And Delivery Of Adobe Acrobat BC Pro Volume License	R 1 143 527,98	R 438 352,39	R 438 352,39	R 1,143,527.98	R 790,940.26		SATISFACTORY	

Bid Number	Name of external Service Provider	Date Contract Awarded	Service provided in terms of the SLA	Value of project	Comparison with previous year		Current Financial Year 2024/2025		Assessment of Service Providers Performance		
					2023/2024				GOOD	SATISFACTORY	POOR
CORP-B062/22/23	MHLONGO TRANSCOIN SECURITY SERVICES PT LTD	03/01/2024	Provision Of Security Services And Vi p Protection For A Period Of 36 Months	R 58 835 265,00	R 10 417 562,60	R 10 417 562,60	R 62,603,590.03	R 32,162,145.46	GOOD		
PWBS-B020/23/24	PUFF EMERGENCY SERVICES	01/06/2024	Concrete Surfacing Of Underberg Road Phase 4 - Riverview Access Road	R 3 572 570,10	R 114 879,87	R 114 879,87			GOOD		
PWBS-B024/23/24	MALEH DEVELOPMENT AND CONSTRUCTION CC	07/03/2024	Concrete Surfacing Of Mandawe Access Road	R 2 558 760,00	R 278 910,81	R 278 910,81	R 2,558,760.00	R 1,366,707.86			POOR

Bid Number	Name of external Service Provider	Date Contract Awarded	Service provided in terms of the SLA	Value of project	Comparison with previous year		Current Financial Year 2024/2025		Assessment of Service Providers Performance		
					2023/2024				GOOD	SATISFACTORY	POOR
CORP-B040/23/ 24	MANTKE SOLUTIONS (PTY) LTD	01/04/2024	supply, Implement, Configure And Support ICT Services Management / Helpdesk System	R 567 213,35	N/A	N/A	R 567,213.35	R 462,926.75	GOOD		
CORP-B039/23/ 24	MANTKE SOLUTIONS (PTY) LTD	01/04/2024	Provision Of On-Site Backup And Disaster Recovery Services (Business Continuity) And Support	R 1 837 252,08	R 501 660,48	R 501 660,48	R 1,837,252.08	R 603,476.88	GOOD		

Bid Number	Name of external Service Provider	Date Contract Awarded	Service provided in terms of the SLA	Value of project	Comparison with previous year		Current Financial Year 2024/2025		Assessment of Service Providers Performance		
					2023/2024				GOOD	SATISFACTORY	POOR
PWBS-B038/23/ 24	TUNUNU J TRADING	11/04/2024	Maintenance And New Installation Of Air Conditioners	It Is Based On The Approved Rate Of R857,00 Including All Items	R 363 163.92	R 363 163,92	IT IS BASED ON THE APPROVED RATE OF R857,00 INCLUDING ALL ITEMS	R 1,351,713.84	GOOD		

Bid Number	Name of external Service Provider	Date Contract Awarded	Service provided in terms of the SLA	Value of project	Comparison with previous year		Current Financial Year 2024/2025		Assessment of Service Providers Performance		
					2023/2024				GOOD	SATISFACTORY	POOR
Target	Actual	Target	Actual								
COM M-B035/23/ 24	NDLELEZINHLE TRADING	03/06/2024	Supply And Delivery Of Science Kits	It Is Based On The Approved Rate Of R50 000 Per Kit	R 150 000,00	R 150 000,00	IT IS BASED ON THE APPROVED RATE OF R50 000 PER KIT	R 400,000.00	GOOD		
COM M-B021/23/ 24	SAWUTI TRADING AND PROJECT (PTY) LTD	22/01/2024	Panel Of Service Providers For Construction Of Oss Houses	It Is Based On The Approved Rate Of R158 000,00	R 118 868,75	R 118 868,75	IT IS BASED ON THE APPROVED RATE OF R158 000,00	R 243,993.75	GOOD		
COM M-B021/23/ 24	NDU TRADING ENTERPRISE	22/01/2024	Panel Of Service Providers For Construction Of Oss Houses		R 142 500,00	R 142 500,00	IT IS BASED ON THE APPROVED RATE OF R192 280,00	R 292,399.02	GOOD		

Bid Number	Name of external Service Provider	Date Contract Awarded	Service provided in terms of the SLA	Value of project	Comparison with previous year		Current Financial Year 2024/2025		Assessment of Service Providers Performance		
					2023/2024						
					Target	Actual	Target	Actual	GOOD	SATISFACTORY	POOR
COM-M-B021/23/24	MATHUTHA TRADING ENTERPRISE (PTY) LTD	22/01/2024	Panel Of Service Providers For Construction Of Oss Houses	It Is Based On The Approved Rate Of R164 954,74	R 158 751,00	R 158 751,00	IT IS BASED ON THE APPROVED RATE OF R167 106,50	359,988.24	GOOD		
COMM-B021/23/24	KEMBAL TRADING (PTY) LTD	22/01/2024	Panel Of Service Providers For Construction Of Oss Houses	IT IS BASED ON THE APPROVED RATE OF R330 330,00	N/A	N/A	R 158 751,00	R 158 751,00	GOOD		
COMM-B021/23/24	FANO 2016	11/12/2024	Panel Of Service Providers For Construction Of Oss Houses	IT IS BASED ON THE APPROVED RATE OF R173 434,00	N/A	N/A	R158 751.00	R158 751,00	GOOD		
CORP-B048/22/23	AUMSOFT TECHNOLOGY (PTY)LTD	26/08/2024	SUPPLY, DELIVERY, INSTALLATION AND CONFIGURATION FOR 120 USERS	R 427 558.50	N/A	N/A	R 427 558.50	R427 558.50	GOOD		

Bid Number	Name of external Service Provider	Date Contract Awarded	Service provided in terms of the SLA	Value of project	Comparison with previous year		Current Financial Year 2024/2025		Assessment of Service Providers Performance		
					2023/2024				GOOD	SATISFACTORY	POOR
			IN MICROSOFT 365 VOLUME LICENCE FOR A PERIOD OF 3 YEARS								
BTO-B046/23/24	CLEARRESULT 77 (PTY) LTD	29/08/2024	PANEL OF SERVICE PROVIDERS FOR A VERIFICATION OF INDIGENTS LISTING 2300 FOR A PERIOD OF 3 YEARS	OF IT IS BASED ON THE APPROVED RATE PER ACCOUNT R109,25	N/A	N/A	R124 545.00	R124 545.00	GOOD		
MM-B051/23/24	YAYOH TRADING	20/10/2024	PANEL OF SERVICE PROVIDERS TO PROVIDE SERVICES OF MEDIA, CO-ORDINATION AND PRINTING OF THE MUNICIPAL NEWSLETTER FOR 3 YEARS	OF IT IS BASED ON THE APPROVED RATE	N/A	N/A	R 1,035,690.00	R 1,035,690.00	GOOD		

Bid Number	Name of external Service Provider	Date Contract Awarded	Service provided in terms of the SLA	Value of project	Comparison with previous year		Current Financial Year 2024/2025		Assessment of Service Providers Performance		
					2023/2024				GOOD	SATISFACTORY	POOR
COMM-B050/23/24	NDLELEZINHLE TRADING	31/10/2024	SUPPLY AND DELIVERY OF ANIMAL FEED AND MEDICATION FOR A PERIOD OF 3 YEARS	IT IS BASED ON APPROVED RATE	N/A	N/A	R 247,970.00	R 247,970.00	GOOD		
PWBS-B027/24/25	MHRB TRADING AND PROJECTS PTY LTD	08/11/2024	PANEL OF DEBT COLLECTION SERVICES FOR A PERIOD OF 3 YEARS	IT IS BASED ON AN APPROVED RATE OF 12%	N/A	N/A	R 16,347.89	R 16,347.89	GOOD		
DTPS-B021/24/25	ML INDUSTRIES	08/02/2025	PANEL OF TOWN PLANNING CONSULTANTS TO PROVIDE TOWN PLANNING SERVICES TO THE DR NKOSAZANA DLAMINI ZUMA LOCAL MUNICIPALITY	IT IS BASED ON RATE PER PRICING SCHEDULE	N/A	N/A	R 82,500.00	R 82,500.00	GOOD		

Bid Number	Name of external Service Provider	Date Contract Awarded	Service provided in terms of the SLA	Value of project	Comparison with previous year		Current Financial Year 2024/2025		Assessment of Service Providers Performance		
					2023/2024				GOOD	SATISFACTORY	POOR
CORP-B042/24/25	BAITHAUPI EXECUTIVE	25/02/2025	PANEL FOR IT IS BASED ON THE PROVISION OF APPROVED RATES TRTAVEL AGENT SERVICES FOR PERIOD OF 3 YEARS		N/A	N/A	R 431,630.62	R 431,630.62	GOOD		
BTO-B039/24/25	MODCON PTY LTD	10/04/2025	SUPPLY ANDR DELIVERY OF 667,816.36 MUNICIPAL FURNISHER		N/A	N/A	R 667,816.36	R 667,816.36	GOOD		
COMM-B031/24/25	MATHUTHA TRADING ENTERPRISE (PTY) L	06/05/2025	SUPPLY ANDR DELIVERY OF 680,800.00 COMPATIBLE SMART GARDGET(TABL ET UNITS) AND LAPTOPS		N/A	N/A	R 680,800.00	R 680,800.00	GOOD		
COMM-B025/24/25	GRASAM GROUP	13/05/2025	SUPPLY ANDR DELIVERY OF 353,000.00 SPORT EQUIPMENT FOR MAYORAL CUP		N/A	N/A	R 353,000.00	R 353,000.00	GOOD		

Bid Number	Name of external Service Provider	Date Contract Awarded	Service provided in terms of the SLA	Value of project	Comparison with previous year		Current Financial Year 2024/2025		Assessment of Service Providers Performance		
					2023/2024						
					Target	Actual	Target	Actual	GOOD	SATISFACTORY	POOR
PWBS-B002/21/22	TPA CONSULTING CC	15/09/2021	PANEL OF SERVICE PROVIDERS FOR THE PROJECT MANAGEMENT OF CAPITAL PROJECTS	IT IS BASED ON THE APPROVED RATE of 11% FOR THE WHOLE PERIOD	N/A	N/A	R 2,393,414.44	R 2,393,414.44	GOOD		
PWBS-B002/21/22	FMA ENGINEERS PTY LTD	15/09/2021	PANEL OF SERVICE PROVIDERS FOR THE PROJECT MANAGEMENT OF CAPITAL PROJECTS	IT IS BASED ON THE APPROVED RATE OF 8% IN YEAR 1, 10% IN YEAR 2 AND YEAR 3,	N/A	N/A	R 3,246,325.81	R 3,246,325.81	GOOD		
PWBS-B002/21/22	MASAKHEKULUNGE PROJECT MANAGERS AND CONSULTANTS	15/09/2021	PANEL OF SERVICE PROVIDERS FOR THE PROJECT MANAGEMENT OF CAPITAL PROJECTS	IT IS BASED ON THE APPROVED RATE OF 12% FOR THE WHOLE PERIOD	N/A	N/A	R 3,732,860.91	R 3,732,860.91	GOOD		
PWBS-B002/21/22	SHARDESH SEWLAL AND ASSOCIATES CC	15/09/2021	PANEL OF SERVICE PROVIDERS FOR THE PROJECT MANAGEMENT OF CAPITAL PROJECTS	IT IS BASED ON THE APPROVED RATE OF 8.5% FOR THE WHOLE PERIOD	N/A	N/A	R 5,287,293.27	R 5,287,293.27	GOOD		

Bid Number	Name of external Service Provider	Date Contract Awarded	Service provided in terms of the SLA	Value of project	Comparison with previous year		Current Financial Year 2024/2025		Assessment of Service Providers Performance		
					2023/2024						
					Target	Actual	Target	Actual	GOOD	SATISFACTORY	POOR
PWBS-B31/22/23	MBOVA CONSTRUCTION	31/01/2024	PANEL OF SERVICE PROVIDERS FOR HIRE OF CONSTRUCTION PLANT TO SERVICE THE MUNICIPALITY	IT IS BASED ON THE APPROVED RATE OF R 95 243,00 INCLUDING ALL ITEMS	N/A	N/A	R 1,960,699.40	R 1,960,699.40	GOOD		
PWBS-B054/23/24	MAGUBANE PLANT AND CONTRACTORS	07/08/2024	CONSTRUCTION OF HIMEVILLE TOWN ROAD PHASE 1(SUGAR ROAD)	R 4,953,468.03	N/A	N/A	R 3,345,179.79	R 3,345,179.79		SATISFACTORY	
PWBS-B044/23/24	UKWAZI HOME DEVELOPMENT	08/11/2024	CONSTRUCTION OF MAGUZWANA SPORTFIELD	R 4,301,000.00	N/A	N/A	R 2,557,426.26	R 2,557,426.26	GOOD		
PWBS-B026/24/25	UKWAZI HOME DEVELOPMENT	08/11/2024	CONSTRUCTION OF BULWER TOWN UPGRADE PHASE 2-SIDE WALKS	R 3,605,250.00	N/A	N/A	R 2,879,964.79	R 2,879,964.79	GOOD		

Bid Number	Name of external Service Provider	Date Contract Awarded	Service provided in terms of the SLA	Value of project	Comparison with previous year		Current Financial Year 2024/2025		Assessment of Service Providers Performance		
					2023/2024				GOOD	SATISFACTORY	POOR
PWBS-B053/23/24	UKWAZI HOME DEVELOPMENT	20/01/2025	CONSTRUCTION OF BULWER ASPHALT SURFACING ROAD PHASE 8(SECTION3)	R 4,801,633.87	N/A	N/A	R 1,284,597.84	R 1,284,597.84	GOOD		
COMM-B016/24/25	ALU AND G PTY LTD	19/02/2025	PROCURE, ASSEMBLE, SUPPLY AND DELIVER THE DR NKOSAZANA DLAMINI ZUMA MUNICIPALITY'S MOBILE LIBRARY	R 2,803,160.65	N/A	N/A	R 2,736,064.53	R 2,736,064.53	GOOD		

Chapter 4:

4.1 Component A: Introduction to the municipal workforce

Development and Implementation of the Workplace Skills Plan (WSP): The Corporate Support Services department successfully formulated and submitted the WSP to the Local Government Sector Education and Training Authority (LGSETA) in accordance with statutory requirements. Training programs were systematically executed as outlined in the plan, effectively addressing priority skills programmes **across all departmental divisions**.

Submission of the Employment Equity Report:

The annual Employment Equity Report was submitted to the Department of Labour before the deadline. Furthermore, efforts to promote equity and diversity were embedded in recruitment and internal promotions.

Filling of Budgeted Vacant Posts:

All critical vacant positions identified in the approved organogram were filled within the targeted turnaround time. This was done through structured recruitment processes, ensuring compliance with municipal regulations and promoting employment equity.

Review and Implementation of Human Resources Policies:

Several HR policies, including those related to leave management, disciplinary procedures, and recruitment, were reviewed and presented to Council. Implementation workshops were conducted for all departments to ensure compliance and awareness.

Functionality of the Training Committee:

The Training Committee convened quarterly, serving as a consultative forum for staff development planning and capacity building initiatives. Documentary evidence including meeting minutes and attendance records, substantiated the successful achievement of this performance indicator.

Monitoring of the EAP (Employee Assistance Programme):

The EAP was effectively implemented, providing psychosocial support and wellness interventions to municipal employees. Quarterly progress reports were compiled and shared with management, and several wellness campaigns were conducted in partnership with external service providers.

COMPONENT A

4.2 INTRODUCTION TO THE MUNICIPAL WORKFORCE (TOTAL EMPLOYMENT, INCLUDING STAFF TURNOVER)

Introduction to Municipal Workforce

The municipality has Heads of departments who report directly to the Municipal Manager and line managers who manage staff performance. Officers are the direct supervisors of junior-level employees. Most posts are now filled and that brings stability to the municipality thus improving service delivery. The Municipality currently employs 229 officials, who individually and collectively contribute to the achievement of the Municipality's objectives. The primary objective of Human Resource Management is to render an innovative HR service that addresses both skills development and an administrative function. Staff meetings are held as a means of reporting and information sharing to identify and address possible challenges that may affect the functioning of staff.

National Key Performance Indicators

The municipality developed an Employment Equity Plan which was effective from October 2022-September 2027. This plan seeks to ensure representations of previously disadvantaged individuals at all municipal levels in line with the requirements of the Employment Equity Act of 1998. Currently, we have 6 employees who are disabled. The minimum prescribed norm is 2%. It is also noted that the municipality has slightly improved in terms of women's representation at the Management level, as we now have 5 female Managers and 2 female HOD.

The Table below indicates the municipality's performance in terms of the National Key Performance Indicators required in terms of the Local Government: Municipal Planning and the Performance Management Regulations of 2001 and section 43 of the MSA. These KPIs are linked to the KPA – Municipal Transformation and Organisational Development.

Employment Equity target groups

KPA & INDICATORS	MUNICIPAL ACHIEVEMENT	MUNICIPAL ACHIEVEMENT
	2024/2025	2023/2024
The number of people from employment equity target groups employed in the three highest levels of management in compliance with the Municipality's approved Employment Equity Plan	7	7

Total workforce/posts and employees with disabilities

Total workforce/posts and employees with disabilities by race and gender for the 2024/2025 financial year

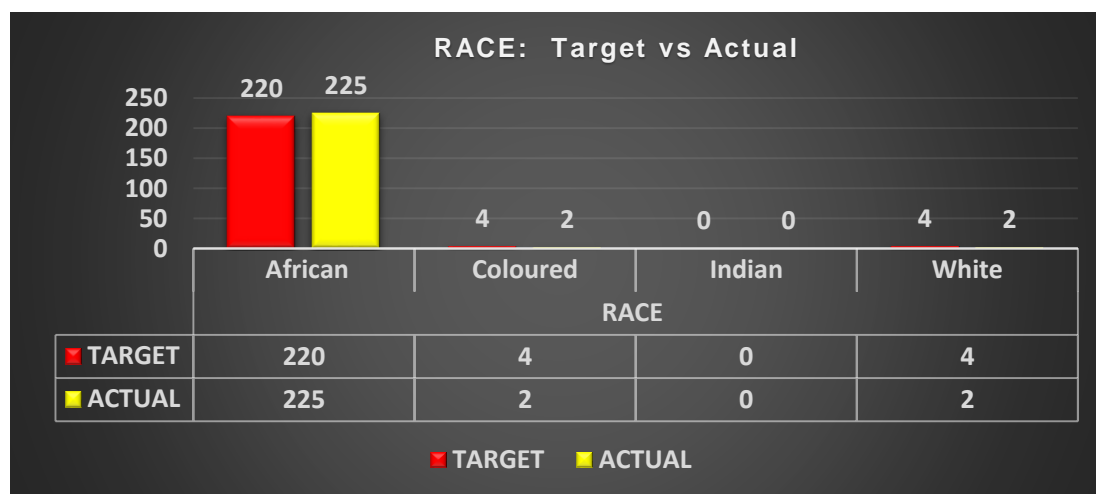
TARGET GROUP RACE & GENDER	LEVEL OF REPRESENTATION	PERCENTAGE OF WORKFORCE (%)	LEVEL OF REPRESENTATION DISABILITY
African female	103	45,06%	1
African male	122	53,21%	3

Coloured female	1	0,42%	0
Coloured male	1	0,42%	0
Indian female	0	0	0
Indian male	0	0	0
White female	2	0,85%	2
White male	0	0	0
TOTAL	229	100%	6

Employment Equity targets/actual

Graphical presentation of Employment Equity targets/actual 2024/2025 FY

RACE	TARGET	ACTUAL
African	220	225
Coloured	4	2
Indian	0	0
White	4	2



Employment Equity for top management (Sections 56 and 54)

Employment Equity for top management (Sections 56 and 54) by Race and Gender for the 2024/2025 financial year

TARGET	LEVEL	OF	PERCENTAGE	OF
--------	-------	----	------------	----

GROUP RACE & GENDER	REPRESENTATION REQUIRED WORKFORCE	WORKFORCE (%)
African female	2	33%
African male	4	67%
Coloured female	0	0%
Coloured male	0	0%
Indian female	0	0%
Indian male	0	0%
White female	0	0%
White male	0	0%
TOTAL	6	100%

Vacancy Rate

The actual positions filled are indicated by the functional level below

Number of filled posts per functional level

PER FUNCTIONAL LEVEL		
FUNCTIONAL LEVEL	FILLED	VACANT
Municipal Manager's Office	14	00
Corporate Support Services	37	02
Community and Social Services	57	05
Budget & Treasury Office	30	03
Public Works & Basic Services	79	08
Development & Town Planning Department	12	03
TOTAL	229	21

4.3 Managing Municipal Workforce Municipal Policies

Municipal policies establish clear performance expectations through structured evaluation systems, professional development programs, and career advancement pathways that enable employee growth while ensuring quality service delivery. They also address workplace safety standards, employee wellbeing, employee conduct through codes of ethics, disciplinary procedures, and grievance resolution mechanisms that maintain workplace professionalism and accountability. Ultimately, these municipal policies serve to build and maintain a competent, motivated, and accountable municipal workforce capable of delivering high-quality public services while fostering a positive organizational culture that reflects community values and expectations.

The Table below depicts 34 HR policies and 1 HR Strategy that were approved in the 2024/25 financial year

NO.	POLICIES	APPROVAL DATE
1.	Acting Allowance Policy	29 th May 2025
2.	Attractive and Retention Policy	29 th May 2025
3.	Bereavement Policy	29 th May 2025
4.	Code of Conduct for Municipal Staff Employees Policy	29 th May 2025
5.	Disciplinary Policy	29 th May 2025
6.	Dress Code Policy	29 th May 2025
7.	Employment Equity Policy	29 th May 2025
8.	Employment Equity Policy Guidelines	29 th May 2025
9.	HIV/Aids Policy	29 th May 2025
10.	Housing Policy	29 th May 2025
11.	Overtime and Standby Policy	29 th May 2025
12.	Employee Induction and Exit Management Policy	29 th May 2025
13.	Payment of Long Service Award Policy	29 th May 2025
14.	Leave Management Policy	29 th May 2025
15.	Occupational Health and Safety Policy	29 th May 2025
16.	Succession Planning and Career Pathing Policy	29 th May 2025
17.	Termination of Service Policy	29 th May 2025

18.	Recruitment and Selection Policy	29 th May 2025
19.	Organisational Change Management and Control Policy	29 th May 2025
20.	Training and Development Policy	29 th May 2025
21.	Telephone Policy	29 th May 2025
22.	Internship/In-service and Learnership Policy	29 th May 2025
23.	IPMS Policy	29 th May 2025
24.	Bursary Policy	29 th May 2025
25.	EAP Policy	29 th May 2025
26.	Task Job Evaluation Policy	29 th May 2025
27.	Smoking Policy	29 th May 2025
28.	Talent Management Policy	29 th May 2025
29.	Occupational Health and Safety Covid - 19 Policy	29 th May 2025
30.	Travel & Subsistence Policy	29 th May 2025
31.	Substance Abuse Policy	29 th May 2025
32.	HR Strategy	29 th May 2025
33.	Harassment Policy	29 th May 2025
34.	Legal Aid policy	29 th May 2025
35.	Working Hours and Punctual Policy	29 th May 2025

Leave Management

The table below indicates the total number of leave taken for each leave type in the 2024/2025 financial year:

LEAVE TYPE	NUMBER OF DAYS TAKEN
Annual Leave	1 202
Sick Leave	842
Family Responsibility Leave	165
Study Leave	97
Maternity Leave	63
Annual Leave Forfeited	136

It should be noted that Dr NDZ has a leave Policy that is reviewed annually, and any deviation from the policy is taken as a transgression of the approved Council Policy.

Labour Relations Statistics

The table below indicates the labour relations activities throughout the 2024/2025 financial year:

Municipal Staff Cases

CASE	NO	STATUS
Negligent	1	Finalised
Theft	1	Finalised
interpretation	1	Finalised
Unfair dismissal	2	Finalised
Failure to conduct himself with honesty	1	Finalised
Absent without Authorization	3	Finalised
Insulting Other Staff Members	1	Finalised
Assault	1	In Progress
Insulting and intimidating	1	In Progress
Absent without authorisation	1	In Progress

EPWPs Cases

CASE	NO	STATUS
Absent Without Authorization	11	Terminated /Finalised

Individual Performance Management

Performance Management is a strategic approach that aligns individual goals with those of the organization. It is a process which measures the implementation of the organization's development, attainment of goals and objectives, and growth strategy. Performance Management is aimed at ensuring that Municipalities monitor their Development Plans and continuously improve their operations. Performance management provides the vital link to determine whether the Municipality is delivering on its objective and to alert the Municipality of early warning signs that may hinder attainment of the objective. Further, it's an enabling tool to inject proper training to employees.

To date, Individual Performance Management has been effectively and successfully implemented across all Middle Management positions. The Department scheduled Training for all Supervisors in preparation for the cascading of performance management to their level. The Department is currently in the process of rolling out the IPMS to all remaining organizational levels throughout the Municipality.

4.4Capacitate Municipal Workforce

Skills Development and Training

Section 68 of the MSA requires municipalities to develop their human resource capacity to a level that enables them to perform their functions and exercise their powers in an economical, effective, efficient, and accountable way. Dr Nkosazana Dlamini Zuma Local Municipality develops its workforce by facilitating skills programs aimed at capacitating employees. The Skills Development Approach is aimed at providing development support to employees and co-ordinating such development through structured learning. Capacity Development is linked to the annual Workplace Skills Plan (WSP). Dr Nkosazana Dlamini Zuma Local Municipality annually submits a Workplace Skills Plan (WSP) and an Annual Training Report (ATR) as required by the Skills Development Act, to the Local Government Sector Education and Training Authority (LGSETA). A total number of 32 training programs were conducted for municipal staff and 5 for Councillors for the reporting financial period.

Training Programmes Conducted For the 2024/2025 Financial Year.

TYPE OF TRAINING INTERVENTION	NAME OF TRAINING PROVIDER	BENEFICIARY TYPE	TOTAL NUMBER OF BENEFICIARIES	DURATION	EXPENDITURE	STATUS
Bid Committees Workshop	SALGA	Officials	16	1 day	None	Completed
Municipal Legal Practitioners Capacity Building Session	SALGA	Officials	2	1 day	None	Completed
HR, OHS, ICT Policies Workshop	In-house	Officials	97	2 days	None	Completed
Public Sector Innovation Conference	Centre for Public Service Innovation	Officials	2	2 days	None	Completed
Conditions Of Service Collective Agreement	SALGA	Officials	3	1 day	None	Completed
KZN PMDS & Job Evaluation Symposium	SALGA	Officials	3	2 days	None	Completed

TYPE OF TRAINING INTERVENTION	NAME OF TRAINING PROVIDER	BENEFICIARY TYPE	TOTAL NUMBER OF BENEFICIARIES	DURATION	EXPENDITURE	STATUS
KZN HR/LR Masterclass Session	SALGA	Officials	2	1 day	None	Completed
Enhanced Gapskill System Training	COGTA	Officials	3	2 days	None	Completed
Guide On Taxation Of Local Government	SALGA	Officials	1	1 day	None	Completed
SCM & Local Economic Development Symposium 2024	SALGA	Officials	6	2 days	None	Completed
Firearm Training	Ihawu	Officials	9	3 days	R 20 700,00	Completed
Establish how a system underpins organizational	Silalele Skills Academy	Officials	2	3 days	R 29 900.00	Completed

TYPE OF TRAINING INTERVENTION	NAME OF TRAINING PROVIDER	BENEFICIARY TYPE	TOTAL NUMBER OF BENEFICIARIES	DURATION	EXPENDITURE	STATUS
development						
Primary Labour Legislation	Ngubane Gourley & Associates	Officials	7	3 days	R59 850,00	Completed
IPMS	SALGA	Officials	2	1 day	None	Completed
ILGM Provincial Conference	In house	Officials	11	2 days	None	Completed
Council Workshop	In house	Officials	14	1 day	None	Completed
Implementation on approved file plan	Sports, Arts and Culture	Officials	19	2 days	None	Completed
Asset Management	SALGA	Officials	2	3 days	None	Completed
7 th Annual Local Government Labour Law Seminar	SALGA	Officials	2	2 days	None	Completed

TYPE OF TRAINING INTERVENTION	NAME OF TRAINING PROVIDER	BENEFICIARY TYPE	TOTAL NUMBER OF BENEFICIARIES	DURATION	EXPENDITURE	STATUS
Annual National Municipal Legal Practitioners Forum	SALGA	Officials	2	2 days	None	Completed
Fire Prevention	Rural Metro	Officials	4	10 days	R116 000.00	Completed
WSP/ATR	LGSETA	Official	1	3 days	None	Completed
Employment Equity Workshop	Department of Labour	Officials	2	1 day	None	Completed
5 th Annual SALGA Digital Forum	SALGA	Officials	2	3 days	None	Completed
Performance Management Development Seminar	SALGA	Officials	9	1 day	None	Completed
Workshop on HR policies	In house	Officials	14	1 day	None	Complete

TYPE OF TRAINING INTERVENTION	NAME OF TRAINING PROVIDER	BENEFICIARY TYPE	TOTAL NUMBER OF BENEFICIARIES	DURATION	EXPENDITURE	STATUS
ICT Conference	CIGFARO	Officials	1	2 days	R4 215.00	Completed
SDF Forum	LGSETA	Officials	1	1 day	None	Completed
South African Society of Archivists Conference	SASA	Officials	1	4 days	R6 380.00	Completed
Audit & Risk Indaba	CIGFARO	Officials	6	3 days	R41 497,83	Completed
PMS Seminar	SALGA	Official	1	2 days	None	Completed
Regulation 21 Firearm Refresher Training	PILITO	Officials	7	1 day	R8 400.00	Completed
TOTAL			272		R286 942,83	

The table below indicates the lists of training interventions by Councillors in 2024/2025 financial year

Type of training intervention	Name of Training Provider	Beneficiary Type	Total Number of Beneficiaries	Expenditure	Status
Environmental Impact training	Alute SA	Councillors	28	R81 707,50	Completed

PMS Seminar	SALGA	Councillors	2	None	Completed
Anti-corruption and the Code of Ethical Leadership roll-out	LGELI	Councillors	5	None	Completed
Labour Legislation Training	Ngubane Gourley & Associates	Councillors	2	R 59 850,00	Completed
Council Workshop	In house	Councillors	23	None	Completed
TOTAL				R 141 557,50	

Minimum Competency Regulations

In accordance with the National Treasury: Local Government: Municipal Finance Management Act, Act 53 of 2003, Competency Regulations, progress in Dr Nkosazana Dlamini Zuma Local Municipality's financial competency development is as follows.

DESCRIPTION	TOTAL NUMBER OF OFFICIALS EMPLOYED BY Dr NKOSAZAN A DLAMNIN ZUMA LM	TOTAL NUMBER OF OFFICIALS WHOSE COMPETENC Y ASSESSMENT S HAVE BEEN COMPLETED	TOTAL NUMBER OF OFFICIALS WHO MEET THE PRESCRIBED COMPETENC Y LEVEL	TOTAL NUMBER OF OFFICIALS WHOSE PERFORMANC E AGREEMENTS COMPLY WITH REGULATION 16
Financial Officials				
Accounting Officer	1	1	1	1
Chief Financial Officer	1	1	1	1
Senior Managers	4	4	3	4
Other Officials	18	17	17	-
Supply Chain Management Officials				
Supply Chain Manager	1	1	1	-
Other Officials	9	8	8	-
TOTAL	33	31	31	5

Municipal Finance Management Programme

The MFMP is designed to enhance the financial skills of employees within the public sector, ultimately improving service delivery. This programme assists public sector employees in understanding the dynamics of reporting requirements, developing a key understanding of financial and accounting concepts and principles, developing the skills to use tools to make correct calculations, and taking appropriate and financially sound decisions in the public sector.

The Municipality enrolled 6 employees for this programme at the beginning of 2024. The employees have completed and graduated in December 2024, and they are as follows:-

- 1 male – Senior Acquisition clerk
- 2 females – FMG Interns
- 1 female – Risk Administrator
- 1 female – Budget and reporting Officer
- 1 Male – Protection Services Manager

Subsequently, there are 3 other employees who had an outstanding module in the year 2023; these employees passed this module and have now completed this programme. The employees are as follows:-

- ✓ 1 male – Payroll Officer
- ✓ 1 female – FMG Intern
- ✓ 1 female – Revenue Administrator

The new group commenced classes in March 2025 and is due to conclude in October 2025

- ✓ 1 Female- Senior Manager Community Services
- ✓ 1 Male - FMG Intern

1. Skills profile of employees for 2024/2025 financial year

The municipality provides employees with an opportunity to further their formal studies through a study bursary scheme. This initiative motivates employees to further their studies within their respective vocations to enable them to perform their duties better and is a strategy to link the personal development of staff to ensure a sustainable, well-developed, and professionally qualified workforce.

DR NKOSAZANA DLAMINI ZUMA LOCAL MUNICIPALITY						
Occupational Category (OFO)	Highest Qualification (Type)					
	General Education (Grade 1-9 / Std 0-7)	Further Education (Grade 10-11 / Std 8-9)	Matric (Grade 12 / Std 10)	National Certificate	National Diploma	Degree
Managers	0	0	0	0	5	11
	0%	0%	0%	0%	26%	58%
Professionals	0	0	2	3	12	16
	0%	0%	5%	8%	31%	41%
Technicians and Trades Workers	0	0	0	0	6	1
	0%	0%	0%	0%	67%	11%
Community and Personal Service Workers	0	0	0	6	08	1
	0%	0%	0%	40%	53%	7%
Clerical and Administrative Workers	0	0	6	8	29	15
	0%	0%	11%	13%	45%	27%
Machinery Operators and Drivers	5	8	6	1	0	0
	25%	40%	30%	5%	0%	0%
Elementary Workers	19	23	22	1	2	0
	28%	34%	33%	2%	3%	0%
Total	24	31	37	19	64	41
	12%	13%	16%	8%	26%	19%

Internal Bursaries

As part of the Municipality's commitment to supporting and encouraging employee development, Dr NDZ offers bursaries to staff members pursuing formal education at accredited tertiary institutions. This initiative aims to enhance employees' qualifications, aligning with the Municipality's core functions.

The Municipality maintains a cohort of sixteen employees who are currently enrolled in academic programs at various tertiary institutions, with their educational pursuits being financially supported through municipal funding. The progress and academic performance of these employees are systematically tracked and monitored by the Skills Development Training Unit. The initiative has yielded exceptionally positive outcomes and demonstrated significant success among the participating employees.

The table below depicts 13 employees who are currently funded by the Municipality

No.	Positions	Qualification	Institution
1.	Youth Officer	Bachelor of Public Administration	MANCOSA
2.	Executive Secretary: DM	Bachelor of Public Administration	Regent Business School
3.	Ass .HR. Manager	Bachelor of Law	STADIO
4.	PMS Officer	Bachelor of Commerce (Accounting)	University of Johannesburg
5.	Senior Manager: Corporate Support Services	Masters in PA	MANCOSA
6.	Traffic Officer	Bachelor of Admin	MANCOSA
7.	Assistant Librarian	Bachelor of Arts Honours in Archives & Records Management	UNISA
8.	Cyber	Bachelor of Commerce in Information Technology	MANCOSA

9.	Licensing Clerk	Advanced Diploma in Public Management	DUT
10.	Principal Clerk HR	Advanced Diploma In Public Management	STADIO
11.	Municipal Manager	PhD in Government Policy	UFS
12.	Deputy Chief Financial Officer	Bachelor of Laws	UNISA
13.	Accountant: Payroll	Bachelor of Commerce Honours	Regent Business School

The following list illustrates three employees who have successfully obtained their academic qualifications through municipal financial assistance, detailed as follows:

- 1 male -Fleet Management Clerk (Diploma in Transportation Management)
- 1 male – Pound Master (Degree in Public Administration)
- 1 female -Senior Clerk Quotations (Bachelor of Supply Chain Management)

Work Integrated Learning (WIL) Programme

The Municipality, in collaboration with Tourism World Academy, formally placed twenty-one (21) learners on September 3, 2024, for Work Integrated Learning programs spanning twelve to twenty-four months. These trainees have been strategically allocated across various municipal departments in accordance with their specific qualification requirements. Each learner is assigned to designated supervisors who provide oversight, monitoring, and educational guidance based on the prescribed deliverables outlined in their respective logbooks. The learners receive financial remuneration in the form of stipends provided by Tourism World Academy. Furthermore, to ensure comprehensive coverage of all logbook requirements, learners undergo departmental rotations to gain broader exposure and experience across different municipal functions and operations.

Internship Programme

The Municipality demonstrates its dedication to community investment through the provision of internship opportunities for graduates across various disciplines, aimed at facilitating their exposure to professional work environments. Currently, the Municipality has engaged fifty-seven (57) interns allocated across various departments throughout the municipality. Furthermore, the Municipality has permanently appointed two (2) former interns during the 2024/2025 financial year, reflecting its commitment to talent retention and career development.

Employee Assistance Programme

Dr. NDZ has an approved EAP Policy and established an EAP Committee as contemplated in the OHS Act, 85 of 1993. The employee assistance program is designed to assist with the identification and resolution of problems associated with employees impaired by personal concerns. The aim is to encourage an organizational culture that is both task-orientated and caring, address problems early and prevent complications that negatively affect both work performance and life in general, foster employee wellness, sustain optimal functioning of staff, which leads to productivity and improved quality of life for individuals and their families. The Corporate Support Services Department had a target of 3 Wellness Programmes however, we have overachieved by conducting 4 wellness programs in the 2024/2025 financial year.

Women's Empowerment Workshop

The first programme concentrated on commemorating Women's month. The Municipality hosted a Women's empowerment workshop where female employees dressed up and embraced their beauty to engage on issues that affect them as women. This event took place at Sani Pass Hotel. Female staff and Councillors from all Municipal Sites were invited. Officials from the Department of Social Services were present to address issues of rape, emotional abuse, and financial management from the previous financial year and to again facilitate engagements on issues raised this year, which included, amongst others, physical, financial, and emotional wellbeing, domestic violence, self-esteem and hygiene.



Heritage Day Celebrations

In an attempt to encourage employees to celebrate their culture, diversity, their beliefs and traditions. The Dr NDZ Municipality hosted a heritage workshop to educate employees on the aforementioned. This is meant to provide a better understanding of each other's cultural customs, traditions, and create unity amongst employees. The workshop took place at Bulwer Community Hall on the 27th September 2024.

Employees were educated by Councillors and Management on the importance of our heritage, different cultures, traditions, and their importance. To encourage unity as a team-building exercise, employees and councillors grouped themselves into teams and performed traditional items of their choice. All departments participated with performances such as indlamu, ingoma yezinsiza, ingoma yezintombi, and inhlokohlela yabafazi. Further to that, there were individual performances from staff from all departments. This encouraged confidence, spirit of togetherness, and gave an opportunity for all present to learn about different cultures through songs and dance.



Employee Wellness/ Awards Ceremony

The 3rd wellness programme took place at Bulwer Hall on the 28th of November 2024. Staff from all Municipal sites as well as a few Councillors were in attendance. Programme Directors for the day were Cllr. Mthobisi Dlamini and Miss Ayanda Hlongwane. The day started off with an opening prayer by Ms Andiswa Macingwane followed by opening remarks from Mr. Mngadi, and the purpose of the day was done by the Assistant HR Manager, Mr. S.A. Radebe.

Topics that were covered on the day were as follows:-

- Financial Management
- Mental Health
- Road safety awareness

Monthly Awareness Presentation

Each month, our employees actively participate in presentations focused on a specific awareness topic. To recognise their efforts, winners of the monthly presentations received hampers as a token of appreciation for their participation.

Performance Awards Ceremony

Following the presentations and prize giving, an awards ceremony was held to acknowledge employees' exceptional contributions and dedication within their respective departments. The recognition categories

included;

- Beyond the call of duty
- The most hard working
- The most presentable
- The most punctual
- The most improving
- The best intern
- Municipal Managers Award



Employee Wellness/ Team Building

The Municipality hosted its fourth Employee Assistance Program, which focused more on team-building exercises. The program took place at Himeville Hall on the 30th of April 2025. Staff from all Municipal sites and a few Councilors joined later that day due to other commitments. The Programme Directors were Mr S. Nyawose and Councillor Bazil Ntshiza. The day started with an opening prayer by Mama Linah followed by opening remarks and the purpose of the day from Mr J. Sondezi (Senior Manager Corporate Support Services).

In accordance with team-building objectives, employees were presented with various recreational activities designed to foster engagement and encourage universal participation among staff members. Employees were subsequently directed to organize themselves into three distinct groups and establish appropriate team designations for their respective units.

Employees participated in team building games such as Pictionary, mine field, foot tie, musical chairs and dance challenge. The games were facilitated by Miss Nokuphiwa Thusini from the Corporate Services Department, she laid down all the rules and scoring method and ensured that employees kept to the rules of each game. The purpose was to ensure collaboration, Communication, Problem solving, trust, teamwork and

boost confidence.

The event concluded with a thrilling awards ceremony, where medals were presented to the winning team.



OCCUPATIONAL HEALTH & SAFETY

OHS ensures strict adherence to national and provincial occupational health and safety legislation, including the Department of Employment & Labour, thereby avoiding legal penalties, litigation, and potential criminal liability while establishing emergency preparedness procedures, evacuation plans, and crisis management protocols that maintain service continuity during hostile situations.

The Occupational Health and Safety Unit incorporates ongoing safety training, awareness programs, evacuation drills, Medical surveillance projects, COIDA cases, Face-to-Face Counseling, and competency development initiatives.

OHS Committee

According to the Occupational Health and Safety Act (Act 85 of 1993) section 19 of (1) An employer shall in respect of each workplace where two or more health and safety representatives have been designated, establish one or more health and safety committees .and, at every meeting of such a committee as contemplated in subsection (4), consult with the committee with a view to initiating, developing, promoting, maintaining and reviewing measures to ensure the health and safety of his employees at work.

The Municipality has an existing fully operational OHS Committee that sits every quarter as per table below:

Date Of OHS Committee Meeting	Venue
23 rd August 2024	Bulwer CSC
14 th November 2024	Bulwer CSC
13 th February 2025	Bulwer CSC
15 th May 2025	Bulwer CSC

The committee serves as a consultative body responsible for identifying and assessing workplace hazards, developing and reviewing safety policies and procedures, investigating incidents and near-miss events, and ensuring regulatory compliance with applicable health and safety legislation. Additionally, the committee oversees the implementation of safety training programs, facilitates effective communication regarding safety matters across all organizational levels, and drives continuous improvement initiatives to foster a positive safety culture. Through these comprehensive functions, the OHS Committee plays a crucial role in preventing workplace accidents and occupational illnesses while maintaining a safe and healthy work environment for all personnel.

Evacuation Drills

The Occupational Health and Safety (OHS) and Fire & Rescue Unit executed fire evacuation exercises in accordance with the schedule outlined in the subsequent table. These drills were implemented to provide employee education regarding proper building evacuation procedures and the appropriate utilization of firefighting equipment during fire incidents and emergency circumstances.

Dates	Venue
22 August 2024	Himeville Municipal Workshop
12 November 2024	Creighton Base & Licencing Offices
03 March 2025	Himeville Main Building
25 May 2025	Creighton Library

Employees during Evacuation Drills





Fire Equipment Service

On the 23rd of October 2024, a service provider was appointed to service firefighting equipment on the following sites: Creighton Main Building and Himeville Main Building.

SITE NAME	EQUIPMENT DESCRIPTION	EXTENSION NUMBERS	NUMBER OF EQUIPMENT SERVICED
Creighton Main Building	9kg DCP	Ext.no.13,14,24,54,46,55,63,61,44,57 and five with no Extension numbers	15 Serviced
	5kg CO2	Ext.no. 48,45 and seven with no Extension Numbers	09 Serviced
	4.5kg DCP	Ext.no. 02,03,04,08,09	05 Serviced
	Fire Hose reel	Ext.no. 184,174, and Two with no Extension Numbers	04 Serviced
	Fire Hydrants	Ext.no.18, 20.	02 Serviced
	9kg DCP Refills	Ext.no. 06,140,156	03 Serviced
	4.5kg DCP	Ext. no 01 and one with no Extension numbers	02 Serviced
Municipal Vehicles	2.5kg DCP	No Extension Numbers	70 Serviced
Himeville Main Building	9kg DCP	Ext no. 42,41,145, and Two with no Extension Numbers	05 Serviced
	5kg CO2	Ext no. 43,50,143,146,147,40,49 and Two with no Extension numbers	09 Serviced
	Fire Hose Reel	No Extension Numbers	02 Serviced

Medical Surveillance Project Hepatitis B Injection /Vaccination

In 2024/2025 financial year, a Hepatitis B vaccination program was implemented for Waste Management and Fire & Rescue unit employees. The program consisted of three doses as stipulated in the table below:

First Dose	17 October 2024	44 Employees
Second Dose	21 January 2025	
Third Dose	25 March 2025	

This initiative was notably successful, marking the second time such a program was carried out through the organization's panel of professional practitioners. The program targeted workers in the waste management sector and Fire & Rescue Unit, addressing specific health risks.



COIDA Cases/Injury on Duty Cases.

In the 2024/2025 financial year, seven injuries were recorded on duty.

Date of accident/Injury	Injured Employee	Cause of Accident/illness	Status
29 July 2024	Khululiwe Sithole	Slipped and fell	Back to Normal Duties.
28 October 2024	Mbali Anitta Phewa	Slipped and fell on the stairs.	Back to Normal Duties.
14 November 2024	Nwabisa Mtintso	Fell from stairways	Back to Normal Duties.
19 March 2025	Zinhle Brightness Zuma	Car Accident	Still at the Hospital.
23 April 2025	Nqobile Vakalisa	Car Accident	Back to Normal Duties.
23 April 2025	Bongumusa Shezi	Fell from the tree whilst doing tree felling	Back to Normal Duties. And still attending Physiotherapy
14 June 2025	Luvuyo Mncwabe	Car Accident	Back to Normal duties.

Chapter 5**5.1 FINANCIAL PERFORMANCE****STATEMENT ON THE FINANCIAL PERFORMANCE**

The purpose of this section is to report on the financial performance of the municipality for the 2024/2025 financial year. The detailed Annual Financial Statements (AFS) is a separate volume from the Annual Report.

COMPONENT B

5.2 SPENDING AGAINST CAPITAL BUDGET

Assets and Infrastructure

Asset management is central to providing the required services in a cost-effective, efficient, and transparent manner. The asset management plans to continue and maintain a high standard to ensure:

- ❖ The effective and efficient control, utilization, safeguarding and management of municipal assets.
- ❖ Compliance with all relevant standards, policies and procedures relating to property, plant, and equipment.
- ❖ The implementations of the MFMA, specifically, section 63 and the principles in accordance with GRAP standards.
- ❖ The valuation of assets, and the establishing and maintaining systems of internal controls over assets,
- ❖ The establishment and maintenance asset register and clarifying responsibilities and accountabilities for the asset management process.

The municipality adopted the cost model on accounting for their property plant and equipment. The Municipal Infrastructure Grant (MIG) allocation for 2024/2025 catered for 7 infrastructure projects, 1 sports field, 1 community halls, 3 crèches and 2 asphalt roads. The municipality has purchased its own Plant and Machineries in improving efforts in the delivery of infrastructure services.

CAPITAL SPENDING ON 5 LARGEST PROJECTS

Name of the project	2024/2025 Original Budget	Actual Expenditure	Percentage Spent
Thonsini Hall and Creche	R 8 828 302.18	R 8 489 138.28	96%
Construction of Creighton Storage/Archives	R 7 006 113.95	R 6 364 321.08	91%
Bulwer Town Upgrade Phase Two Side Walks	R 7 177 311.46	R 6 924 805.74	96%

Name of the project	2024/2025 Original Budget	Actual Expenditure	Percentage Spent
Mafohla Community Hall	R 5 481 584.41	R 5 080 749.78	93%
Sugar Access Road	R 4 953 468.03	R 4 710 520.46	95%

Projects with the highest capital expenditure	
Name of the project	Thonsini Hall and Creche
Objective of the Project	Provision of community hall and creche
Delays	Not applicable
Future challenges	Cost of Maintaining the facility
Anticipated citizens benefits	The community will be able to use community hall and creche
Name of the project	Construction of Sugar Access Road
Objective of the Project	Road Network
Delays	Not applicable
Future challenges	Cost of Maintaining the road
Anticipated citizens benefits	The community will be able access schools & hospitals easily and other facilities.
Name of the project	Construction of Creighton Storage/Archives
Objective of the project	Provision of Storage Facility
Delays	Not applicable
Future challenges	Cost of Maintaining the Storage Facility

Projects with the highest capital expenditure	
Name of the project	Construction of Creighton Storage/Archives
Anticipated benefits	The municipality would be able to keep records and store information in terms of relevant records management prescripts
Name of the project	Construction of Mafohla Community Hall
Objective of the project	Provision of Community Hall
Delays	Not applicable
Future challenges	Cost of Maintaining the community hall
Anticipated citizens benefits	The community will be able use the community hall
Name of the project	Bulwer Town Upgrade Phase Two Side Walks
Objective of the project	Provision of sidewalks and car parkings
Delays	Not applicable
Future challenges	Costs of Maintaining the sidewalks and car parkings
Anticipated citizens benefits	The community will be able to access shops, schools & other facilities.

Table: 110

COMPONENT C:**5.4 CASH FLOW MANAGEMENT AND INVESTMENT****Cash and Investments balances as at 30 June 2025**

There is an increase in interest on investments as a result of more investments made during the financial year. No account was held as security in the last financial year. Investment portfolio (fixed deposit) have been diversified to reduce the investment risk across four major banks i.e., FNB, Ned bank, Investec, Absa and STD bank.

Account	2024/2025	2023/2024
FNB	R 19 810 136.08	R 35 886 475.46
NED BANK	R 27 443 573.91	R 27 832 332.23
STANDARD BANK	R 41 728 616.32	R 37 913 926.21
ABSA BANK	R 14 545 700.82	R 32 919 563.16
PRIMARY ACCOUNT	R 29 795 188.68	R 4 881 932.94
Cash and Cash Equivalent	R 133 323 215.81	R 139 434 230.00

Table: 111

Allocation of Grants and Receipts 2024/25 Financial Year

Name of Grant	Budget 2024/2025	Actual Received	Percentage Received
Integrated National Electrification	5 504 000	5 504 000	100%
Financial Management Grant	1 900 000	1 900 000	100%
Municipal Infrastructure Grant	31 318 000	31 318 000	100%
Equitable Share	170 740 000	170 740 000	100%
Provincial of Libraries	3 076 000	3 076 000	100%
Community Library Services Grant	1 797 000	1 797 000	100%
Greenest and Smart Municipality Competition Award Grant	1 400 000	1 400 000	
Expanded Public Works	1 832 000	1 832 000	100%
TOTAL	217 567 000,00	217 567 000,00	100%

COMPONENT D**5.5 OTHER FINANCIAL MATTER**

Dr Nkosazana Dlamini Zuma Local Municipality spent 96% of its operational budget at the end of June 2024

Description	2024/2025 Final Budget	As at 30 June 2025	Percentage
Operating expenditure	R 293 126 062	R 261 312 364	89%

Expenditure on staff salaries and remuneration of councilors

Description	2024/2025 Final Budget	As at 30 June 2025	Percentage Spent
Employee related Costs	R 100 819 273	R 92 854 617	92%
Councilors Remuneration	R 14 498 746	R 12 750 323	88%

Employee Related Costs

The employee-related costs & councilors ratio is sitting at 40% of total operating Expenditure.

Annexure D: Total Cost Savings Disclosure in the In-Year and Annual Report Cost

Measures	Cost Containment In-Year Report Measures						
	Budget	Amend ed	Q1	Q2	Q3	Q4	Saving s
	R'000	R'000	R'000	R'000	R'000	R'000	R'000
Use of consultants	13 181 847,00	16 462 517,00	51 677,15	14 097,87	192 461,00	9 999,96	268 235,98
Vehicles used for political office - bearers	360 731,00	360 731,00	-	-	-	-	-
Travel and subsistence	1 192 755,00	1 192 755,00	58 787,56	-	11 190,12	8 188,75	78 166,43
Domestic accommodation	4 612 646,00	4 830 646,00	23 065,36	3 000,00	6 528,86	-	32 594,22
Sponsorships, events and catering	2 957 310,00	2 707 739,00	21 765,91	7 131,73	2 887,00	6 934,75	38 719,39
Communication	4 569 909,00	5 446 909,00	84 367,19	-	-	2 086,75	86 453,94
Other related expenditure items	2 388 121,00	2 388 121,00	32 980,91	10 000,00	11 419,95	7 030,25	61 431,11
Total	29 263 319,00	33 389 418,00	272 644,08	34 229,60	224 486,93	34 240,46	565 601,07

Cost Containment Annual Report				
Cost Containme nt Measures	Budget Amended		Total Expenditure	Savings
	R'000		R'000	R'000
Use of consultants	13 181 847,00	16 462 517,00	15 100 777,77	268 235,98
Vehicles used for political office - bearers	360 731,00	360 731,00	-	-
Travel and subsistence	1 192 755,00	1 192 755,00	1 103 398,45	78 166,43
Domestic accommodation	4 612 646,00	4 830 646,00	4 727 919,14	32 594,22
Sponsorships, events and catering	2 957 310,00	2 707 739,00	2 418 408,71	38 719,39
Communication	4 569 909,00	5 208 347,00	5 348 044,44	86 453,94

Other expenditure items	2 388 121,00	2 388 121,00	2 283 708,98	61 431,11
Total	29 263 319,00	33 150 856,00	30 982 257,49	565 601,07

CHAPTER 6
AUDITOR GENERAL'S FINDINGS

To be tabled in January 2026.

2024/2025 DRAFT ANNUAL PERFORMANCE REPORTING TEMPLATE

2024/25 DRAFT ANNUAL PERFORMANCE REPORT FOR DR NKOSAZANA DLAMINI ZUMA LOCAL MUNICIPALITY

PROVINCIAL GROWTH & DEVELOPMENT STRATEGY (PGDS) GOAL 3: HUMAN AND COMMUNITY DEVELOPMENT
NATIONAL KPA 2 : BASIC SERVICE DELIVERY AND INFRASTRUCTURE DEVELOPMENT
OUTCOME 9 : IMPROVED ACCESS TO BASIC SERVICES

GENERAL KPI: THE PERCENTAGE OF HOUSEHOLDS EARNING LESS THAN R1100 PER MONTH WITH ACCESS TO FREE BASIC SERVICES
PERCENTAGE OF THE MUNICIPALITY'S CAPITAL BUDGET ACTUALLY SPENT ON CAPITAL PROJECTS IDENTIFIED FOR A PARTICULAR FINANCIAL YEAR IN TERMS OF THE MUNICIPALITY'S IDP
BACK TO BASICS PILLAR 4: DELIVERING BASIC SERVICES
PUBLIC WORKS AND BASIC SERVICES DEPARTMENT 2024/2025 ANNUAL PERFORMANCE REPORT

IDP / SDBIP NO.	STRATEGIC OBJECTIVES	PROJECT	KEY PERFORMANCE INDICATOR	BASELINE	2023/2024 ANNUAL TARGET	2023/2024 ACTUAL PERFORMANCE	2024/2025 ANNUAL TARGET	2024/2025 ACTUAL PERFORMANCE	REASONS FOR VARIANCES	CORRECTIVE MEASURES	ANNUAL BUDGET	PORTFOLIO OF EVIDENCE
								BUDGET ACTUALS				
PWBS 1	To improve access to roads infrastructure by 30 June 2025	Upgrade of Gravel Roads steep hills to concrete: 1. Tars Valley 2. Mqatsheni 3. Mandawe	Number of kilometres of gravel roads steep hills upgraded to concrete surface.	New Project	0.3km	Target not achieved,0 Km of gravel roads upgraded to concrete surface	1,830km	Target Not Achieved, 1,264km of gravel roads steep hills upgraded to concrete surface	The municipality was able to appoint service provider on time following all SCM processes however the delays in completing all three roads were caused by poor performance of the appointed Contractor.	The service provider for Mandawe gravel road was served with an intention to terminate the contract due to poor performance on 20 June 2025. The letter to finalize the termination of the service provider due to poor performance has been sent to on 16 July 2025. The project is currently on hold and would be included in the 2025/26 SDBIP during the adjustment period in February 2026.	R 8 325 061	1.Signed Practical Completion certificates 2. Listing of access roads completed 3. Summarized report with calculations
						R1 076 590		R5 036 027.27			R5 036 027.27	

IDP / SDBIP NO.	STRATEGIC OBJECTIVES	PROJECT	KEY PERFORMANCE INDICATOR	BASELINE	2023/2024 ANNUAL TARGET	2023/2024 ACTUAL PERFORMANCE	2024/2025 ANNUAL TARGET	2024/2025 ACTUAL PERFORMANCE	REASONS FOR VARIANCES	CORRECTIVE MEASURES	ANNUAL BUDGET	PORTFOLIO OF EVIDENCE
								BUDGET ACTUALS				
PWBS 2	To improve storm water control in roads infrastructure by 30 June 2025	Installation of Storm-water pipes.	Number of meters of storm-water pipes installed	170m of storm water pipes installed in 2023/2024	100m	Target achieved, 170m of storm water pipes were installed.	100m	Target Achieved, 117,5m of storm water pipes installed	The overachievement is attributed to the installation of water pipes as a result of a number a high number of gravel roads that were damaged by heavy rain-falls.	NA	R 620 460	1.Signed Detailed Progress Report of all activities done in project
						R329 250		R489 695			R489 695	
PWBS 3	To improve access to roads infrastructure by 30 June 2025	Construction of Asphalt/Concrete roads 1. Underberg asphalt road: River View Road: 0.464km 2.Bulwer Asphalt road: Ntokozweni road: Section 3: 0.250km 3.Himville Township Roads : Sugar Road:0.358km	Number of kilometres of roads surfaced with asphalt/ concrete	2.654km of roads surfaced with asphalt/concrete in 2023/24 fy	2.64km	Target achieved, 2.654km of roads surfaced with asphalt/concrete	1.061km	Target Achieved, 1.072km of roads surfaced with asphalt/concrete	The variance of 0,011km is as a result of Bulwer Asphalt road which is planned for both 2024/25 and 2025/26 financial years.	NA	R9 693 400.00	1.Appointment Letters 2.Final Designs 3.Signed Practical Completion certificates 4. Listing of access roads completed 5. Summarized report with calculations reflecting actual performance
						R8 573 411.34		R10 330 706.94		R10 330 706.94		

IDP / SDBIP NO.	STRATEGIC OBJECTIVES	PROJECT	KEY PERFORMANCE INDICATOR	BASELINE	2023/2024 ANNUAL TARGET	2023/2024 ACTUAL PERFORMANCE	2024/2025 ANNUAL TARGET	2024/2025 ACTUAL PERFORMANCE	REASONS FOR VARIANCES	CORRECTIVE MEASURES	ANNUAL BUDGET	PORTFOLIO OF EVIDENCE
								BUDGET ACTUALS				
PWBS 4	To improve access to roads infrastructure by 30 June 2025	Maintenance of Gravel Roads	Number of kilometres of gravel roads maintained	23.236km of gravel roads maintained in 2023/24 fy	17km	Target achieved. 23.236km of roads was maintained	20.25km	Target Achieved, 20,619km of gravel roads maintained	This improved performance is mainly due to the department's decision to make greater use of plant hire services. By hiring well-maintained and fully operational equipment from external providers, the municipality reduced downtime associated with repairs and ensured consistent progress on site. Additionally, the appointed service providers had sufficient capacity and resources to deliver more work than initially planned,	NA	R7 500 000.00	1.Detailed Progress Report of all activities done in each project 2.Job cards for internal maintenance with signatures of all parties concerned 3.Signed Practical Completion certificates 4. Listing of access roads completed 5. Summarized report with calculations supporting actual performance
						R9 368 347.21		R6 813 655.81			R6 813 655.81	
PWBS 5	To improve access to buildings and recreational facilities by 30 June 2025	Construction of Community Halls 1) Thonsini Community Hall 2) Mafohla Community Hall	Number of community halls constructed	1 community hall (Masameni Community Hall) was constructed in 2023/24 fy	2	Target not achieved 1 Community hall was constructed (Masameni)	2	Target achieved. 2 Community halls were completed by 31 March 2025: 1)Mafohla Community Hall 2)Thonsini Community Hall	NA	NA	R 10 869 549	1.Appointment Letters 2.Signed Practical Completion Certificates
						R5 596 230.46		R9 140 094.46			R9 140 094.46	

IDP / SDBIP NO.	STRATEGIC OBJECTIVES	PROJECT	KEY PERFORMANCE INDICATOR	BASELINE	2023/2024 ANNUAL TARGET	2023/2024 ACTUAL PERFORMANCE	2024/2025 ANNUAL TARGET	2024/2025 ACTUAL PERFORMANCE	REASONS FOR VARIANCES	CORRECTIVE MEASURES	ANNUAL BUDGET	PORTFOLIO OF EVIDENCE
								BUDGET ACTUALS				
PWBS 6	To improve access to buildings and recreational facilities by 30 June 2025	Construction of Sports Fields 1) Maguzwana	Number of sport fields constructed	1 Sportfield (Creighton Sports Centre) was constructed in 2023/24	1	Target achieved, 1 Sportfield was constructed (Creighton sport centre)	1	Target Achieved, 1 (Maguzwana Sports field) constructed	NA	NA	R4 807 120.00	1.Appointment letter 2.Signed Practical Completion Certificate
						R7 702 778.41		R4 010 764.38			R4 010 764.38	
PWBS 7	To improve access to buildings and recreational facilities by 30 June 2025	Construction of Crèches 1) Zwelisha Crèche 2) Khubeni Crèche 3) Siyathuthuka Crèche	Number of Crèches constructed	3 crèches were constructed in 2023/24 fy (Gala crèche' Lwazi crèche' Sizamokuhle crèche)	3	Target achieved, 3 Crèches were constructed 1.Gala Crèche 2. Lwazi Crèche 3. Sizamokuhle Crèche	3	Target Achieved, 3 crèches were constructed. 1) Zwelisha Crèche 2) Khubeni Crèche 3) Siyathuthuka Crèche	NA	NA	R 12 028 906	1.Appointment Letters 2.Signed Practical Completion Certificates 3.Listing of completed crèches
						R6 473 996.59		R11 741 283.85		R11 741 283.85		
PWBS 8	To improve access to roads infrastructure by 30 June 2025	Designs for the construction of pedestrians' bridges: 1) Ridge to Ntwasahlob o 2) Dazini Ndlangisa Bridge 3) Ghobhogh obho bridge 4) Half my Right	Number of final designs for the construction of pedestrian bridges	4 EIA studies were conducted for pedestrian bridges in 2023/24 fy	4	Target achieved 4 EIA studies conducted for pedestrian bridges	4	Target Achieved, 4 final designs for the construction of pedestrian bridges.	NA	NA	R 1 448 679	1.Final Designs
						R1 876 593.26		R1 448 679,00			R1 448 679,00	
PWBS 9	To promote and support Local Economic Development through infrastructure development by 30 June 2025	Construction of Centocow Taxi Rank phase 3	Number of Taxi Ranks constructed	1 Contractor was appointed for the construction of Taxi Rank in 2023/24	1 Appointment	Target achieved, 1 Contractor was appointed.	1	Target achieved. 1 taxi rank (Centocow taxi rank-phase 3) constructed	NA	NA	R 1 700 000	1.Appointment Letters 2.Signed Practical Completion certificates

IDP / SDBIP NO.	STRATEGIC OBJECTIVES	PROJECT	KEY PERFORMANCE INDICATOR	BASELINE	2023/2024 ANNUAL TARGET	2023/2024 ACTUAL PERFORMANCE	2024/2025 ANNUAL TARGET	2024/2025 ACTUAL PERFORMANCE	REASONS FOR VARIANCES	CORRECTIVE MEASURES	ANNUAL BUDGET	PORTFOLIO OF EVIDENCE
								BUDGET ACTUALS				
						R969 497.59		R1 783 035.88			R1 783 035.88	
PWBS 10	To improve access to buildings and recreational facilities by 30 June 2025	Maintenance of Community Assets 1. Seaford Community Hall 2. Mlindeli Community Hall 3. Okhetheni Community Hall 4. Khethokuhle Community Hall 5. Buyani Madlala Sportfield 6. Bethlehem Sportfield	Number of community assets maintained	6 Community Assets Maintained in 2023/2024	6	Target achieved, 6 community assets maintained 1.Woodhurst Sportfield 2.Mpumulwane Sportfield . 3.Kwapitel Sportfield 4.Kilmun Sportfield 5.Mkhazini Community Hall 6.Nkhumba Community Hall	1 (Mlindeli Community Hall) & Appointment of service provider for the maintenance of 5 community assets	Target Achieved, 1 community asset was maintained (Mlindeli Hall) and service provider has been appointed for the maintenance of 5 community assets	NA	NA	R 900 000	1.Appointment Letters 2.Signed Practical Completion certificates 3.Listing of Community Assets maintained
						R3 117 087.05		R419 364.00			R419 364.00	
PWBS 11	To improve access to buildings and recreational facilities by 30 June 2025	Maintenance of Municipal Buildings 1. Nkwezela Library 2. Bulwer Community Hall and Library 3.Himeville Offices 4. Himeville Depot Cottages and Mathungulwini 5. Lot 68: Creighton	Number of municipal buildings maintained	5 Municipal building maintained (1. Creighton Flats Creighton Animal Pound Creighton Main Office Boardroom Underberg Library Bulwer CSC) in 2023/2024	5	Target Achieved: 5 Municipal Buildings were maintained 1.Creighton Flats 2.Creighton Animal pound 3.Creighton Main Office boardroom/ Server Room 4. Underberg Library 5. Bulwer CSC	1 (Nkwezela Library: fencing)& Appointment of service provider for the maintenance of 4 municipal buildings	Target Achieved, 1 Nkwezela library maintained(fencing) and service provider was appointed for the maintenance of 4 municipal buildings.	NA	NA	R230 890.00	1.Appointment letters 2.Signed Practical Completion Certificate
						R1 759 423.92		R230 890			R230 890	

IDP / SDBIP NO.	STRATEGIC OBJECTIVES	PROJECT	KEY PERFORMANCE INDICATOR	BASELINE	2023/2024 ANNUAL TARGET	2023/2024 ACTUAL PERFORMANCE	2024/2025 ANNUAL TARGET	2024/2025 ACTUAL PERFORMANCE	REASONS FOR VARIANCES	CORRECTIVE MEASURES	ANNUAL BUDGET	PORTFOLIO OF EVIDENCE
								BUDGET ACTUALS				
PWBS 12	To improve access to buildings and recreational facilities by 30 June 2025	Construction of Bus shelters	Number of Bus Shelters constructed	8 Bus Shelters constructed in 2023/2024 fy	8	Target achieved 8 Bus shelters constructed	7	Target achieved. 7 bus-shelters were constructed.	NA	NA	R270 000.00	1.Appointment letters 2.Signed Practical Completion certificates 3.Listing of Bus Shelters constructed
						R240 000		R265 000			R265 000	
PWBS 13	To improve access to electricity by 30 June 2025	Household Electrification	Number of households connected to grid electricity & construction of MV line	594 households connected to grid electricity in 2023/2024	571	Target achieved : 594 households were connected to electricity grid.	172 and construction of 5.3km MV Line	Target Achieved, 172 households connected and 5,3km of MV Line Constructed	NA	NA	R 7 351 211	1.Appointment Letters 2.Signed Internal and External Practical Completion Certificate 3. Listing of all households connected to grid electricity per ward 4.Summarised report with calculations supporting actual performance 5.Signed Practical Completion Certificate
						R 6 574 783		R 7 551 310.65			R 7 551 310.65	
PWBS 14	To improve access to solid waste management services by 30 June 2025	Solid Waste Management	Percentage of households with access to solid waste removal within 5 municipal towns	100% Households with access to solid waste removal in 2023/2024	1216	Target Achieved: 1237 Households have access to solid waste removal	100% of households with access to solid waste removal within 5 municipal towns	Target Achieved, 100% of households with access to solid waste removal within 5 municipal towns	NA	NA	Operational	List of households with access to solid waste removal
						Operational		Operational				

IDP / SDBIP NO.	STRATEGIC OBJECTIVES	PROJECT	KEY PERFORMANCE INDICATOR	BASELINE	2023/2024 ANNUAL TARGET	2023/2024 ACTUAL PERFORMANCE	2024/2025 ANNUAL TARGET	2024/2025 ACTUAL PERFORMANCE	REASONS FOR VARIANCES	CORRECTIVE MEASURES	ANNUAL BUDGET	PORTFOLIO OF EVIDENCE
								BUDGET ACTUALS				
PWBS 15	To improve access to solid waste management services by 30 June 2025	Solid Waste Management	Percentage of households with access to free solid waste removal within 5 municipal towns	100%indigent Households serviced in 2023/2024	29	Target achieved: 29 indigent households have access to free waste removal	100% of households with access to free solid waste removal within 5 municipal towns	Target Achieved, 100% of households with access to free solid waste removal within 5 municipal towns	NA	NA	Operational	List of households with access to solid waste removal
						Operational		Operational				
PWBS 16	To improve access to housing infrastructure by 30 June 2025	Facilitation of housing projects	Number of housing projects facilitated	34 Housing projects Facilitated in 2023/2024	34	Target achieved: 34 housing projects were facilitated	34	Target Achieved, 34 housing projects were facilitated	NA	NA	None	1. Human Settlement Reports submitted to PWBS committee and 2. Minutes of the Housing Think Tank Committee 3. Listing of 34 Housing Projects reflecting wards and units per project
						Operational		Operational			Operational	
PWBS 17	To report job opportunities created through infrastructure development projects and EPWP grant funding by 30 June 2025	Extended Public Works Programme (EPWP)	Number of Work Opportunities created through EPWP grant	302 Work Opportunities created through EPWP Grant in 2023/2024	270	Target achieved: 302 Work Opportunities created through EPWP grant	271	Target not Achieved,259 of work opportunities created through EPWP grant.	The variance is as a result of budget cut from National Treasury as at	The department has adjusted this target in order to be in line with the municipal available resources.	R 3 700 000	1. EPWP Quarterly Report 2. Listing of all EPWP workers
						R 4 378 000		R1 832 000.00			R1 832 000.00	
PWBS 18	To improve access to roads infrastructure by 30 June 2025	Mtshali Access road	Number of kilometres of gravel roads renewed	20.508km of gravel roads renewed in 2023/24 fy	15Km	Target achieved: 20.508 kilometres of gravel roads were renewed.	1km (Mtshali access road)	Target Achieved, 1.185km of Mtshali Access road renewed	The overachievement is as a result of a limited space for the grader to turn, the Contractor had to do an extra 185m in order to allow ease of movement for the plant.	NA	R 3 700 000	1. Signed Practical Completion Certificate 2.Listing of roads renewed
						R9 529 399.35		R535 938.42			R535 938.42	

IDP / SDBIP NO.	STRATEGIC OBJECTIVES	PROJECT	KEY PERFORMANCE INDICATOR	BASELINE	2023/2024 ANNUAL TARGET	2023/2024 ACTUAL PERFORMANCE	2024/2025 ANNUAL TARGET	2024/2025 ACTUAL PERFORMANCE	REASONS FOR VARIANCES	CORRECTIVE MEASURES	ANNUAL BUDGET	PORTFOLIO OF EVIDENCE
								BUDGET ACTUALS				
PWBS 19	To ensure provision, upgrade and maintenance of infrastructure and services that enhance economic development by 30 June 2025	Upgrading of municipal towns	Number of municipal towns upgraded to enhance economic development	2 municipal towns upgraded to enhance economic development in 2023/2024 Financial Year	3	Target not achieved 02 municipal town infrastructure upgrade completed to enhance economic development (Underberg & Creighton Town upgrades)	1	Target Achieved, 1 Bulwer town upgraded.	NA	NA	R3 658,758	1.Appointment Letter 2.Signed Practical Completion Certificates
						R2 362 801.01		R 3 230 719.19			R3 535 327	
PWBS 25	To improve access to electricity by 30 June 2025	Installation of Street Lights 1) Bulwer Street Lights Installation	Number of street Lights installed	New Project	NA	NA	90	Target achieved 90 Street lights installed.	NA	NA	R2 560 716.00	1.Appointment letter 2.Signed Practical Completion Certificate
								R2 424 314.12			R2 424 314.12	

NATIONAL KPA 6: CROSS CUTTING INTERVENTIONS AND SPATIAL DEVELOPMENT
PROVINCIAL GROWTH AND DEVELOPMENT STRATEGY (PGDS) 5 ENVIRONMENTAL SUSTAINABILITY PROVINCIAL GROWTH & DEVELOPMENT STRATEGY GOAL 7: SPATIAL EQUITY
GENERAL KPI: THE NUMBER OF JOBS CREATED THROUGH MUNICIPALITY'S LOCAL, ECONOMIC
DEVELOPMENT INITIATIVES INCLUDING CAPITAL PROJECTS
BACK 2 BASICS PILLAR 2: DELIVERING BASIC SERVICES
DEVELOPMENT AND TOWN PLANNING SERVICES: 2024/2025 ANNUAL PERFORMANCE REPORT

IDP / SDBIP NO.	STRATEGIC OBJECTIVES	PROJECT	KEY PERFORMANCE INDICATOR	BASELINE	2023/2024 ANNUAL TARGET	2023/2024 ACTUAL PERFORMANCE	2024/2025 ANNUAL TARGET	2024/2025 ACTUAL PERFORMANCE	REASONS FOR VARIANCES	CORRECTIVE MEASURES	ANNUAL BUDGET	PORTFOLIO OF EVIDENCE
								BUDGET ACTUALS				
DTPS 01	To improve and optimize land usage by 30 June 2025	Review of Spatial Development Framework	Date by which SDF is reviewed	1 final Spatial Development Framework Reviewed in 2023/2024 fy	1 Spatial Development Framework Reviewed	Target achieved, 1 Final SDF was reviewed.	SDF Reviewed by 31 May 2025	Target achieved, 1 Final reviewed SDF was adopted by Council on 29 May 2025	NA	NA	200 000	1.Appointmnet Letter/order 2.Status Quo Report 3.Inception report 4.Draft SDF 5.Council Resolution for noting Draft SDF 6.Final SDF 7.Council resolution for Adoption of Final SDF
						0		R247 500			R247 500	
DTPS 03	To improve and optimize land usage by 30 June 2025	Land Development Management	Percentage of Land Development Applications processed within 60 days from the closing date of comments or confirmation that the application is complete in line with SPLUMA	100% of Land Development Applications processed within 60 days from closing date of comments or confirmation that the application is complete in line with SPLUMA in 2023/24 Financial Year	100 % of Land Development Applications processed within 60 days from receipt of comments or confirmation that the application is complete and in line with SPLUMA	Target achieved, 100% of land development applications were processed within 60 days from closing date of comments or confirmation that the application is complete	100 % of Land Development Applications processed within 60 days from receipt of comments or confirmation that the application is complete and in line with SPLUMA	Target Achieved,100 % of Land Development Applications processed within 60 days from receipt of comments or confirmation that the application is complete and in line with SPLUMA	NA	NA	Opex	1.Signed Land Development Applications Register
						R0		0			0	

IDP / SDBIP NO.	STRATEGIC OBJECTIVES	PROJECT	KEY PERFORMANCE INDICATOR	BASELINE	2023/2024 ANNUAL TARGET	2023/2024 ACTUAL PERFORMANCE	2024/2025 ANNUAL TARGET	2024/2025 ACTUAL PERFORMANCE	REASONS FOR VARIANCES	CORRECTIVE MEASURES	ANNUAL BUDGET	PORTFOLIO OF EVIDENCE
								BUDGET ACTUALS				
DTPS 04		Approval of Building Plans	Turnaround time and percentage of building plans processed in line with NBR	100 % of Building plans approved within 30/60 days from the date of receipt in 2023/24 financial year	Turn-around time and percentage of building plans processed in line with NBR	Target achieved, 100% of building plans were processed within 30/60 days from the date of receipt	100% of building plans processed within 30/60 days from the date of receipt	Target achieved, 100% of building plans were processed within 30/60 days from the date of receipt	NA	NA	Opex	1.Building Plans Register with actual date for receipt and approval
						0		0			0	
DTPS 07	To promote and support Local Economic Development through capacity building, forming of partnerships, co-operatives support with Materials and Equipment by 30 June 2025	Training and Skills Empowerment of Emerging Enterprises: in the Business Management, and Tourism	Number of skills training programmes conducted for Emerging Enterprises	2 Skills Training Programmes conducted in 2023/24 FY	09 Skills Trainings Sessions conducted for Emerging Enterprises and individuals in the various sectors of the local economy.	Target Not Achieved. 2 Trainings were conducted	2 (Massage Therapy & Tour Guiding Trainings)	Target Not Achieved, 0 skills training programme was conducted for Emerging Enterprises	The training advertisement did not yield any responses, as no service providers expressed interest or submitted proposals despite the advertisement being duly published	The department is currently in the process of finalizing Memoranda of Understanding (MoUs) with TVET Colleges that will be responsible for facilitating the training programmes.	R755 000	1.Proof of Submission to SCM 2.Attendance Register. 3.Signed Closeout Report
						R154 783.00		0			0	
DTPS 08	To promote and support Local Economic Development through capacity building, forming of partnerships, co-operatives support with Materials and equipment by 30 June 2025	Material and Equipment Support to Emerging Enterprises: Coops, Crafters, & SMMEs.	Number of SMMEs and Coops supported with material and equipment	44 SMMEs and Cooperatives were supported with material and equipment in 2023/24	40 businesses supported with material and equipment	Target Achieved, 44 businesses supported with material and equipment	15	Target Achieved. 15 SMMEs and Coops were supported with materials and equipment	NA	NA	R1 780 320	1.Delivery Note 2.beneficiaries register 3.Close Out Report
						R665 430.50		R728 022.83			R728 022.83	

IDP / SDBIP NO.	STRATEGIC OBJECTIVES	PROJECT	KEY PERFORMANCE INDICATOR	BASELINE	2023/2024 ANNUAL TARGET	2023/2024 ACTUAL PERFORMANCE	2024/2025 ANNUAL TARGET	2024/2025 ACTUAL PERFORMANCE	REASONS FOR VARIANCES	CORRECTIVE MEASURES	ANNUAL BUDGET	PORTFOLIO OF EVIDENCE
								BUDGET ACTUALS				
DTPS 12	To attend trade exhibitions and provide market access to our local businesses by 30 June 2025	Provide market access to Dr. NDZ local businesses	Number of local business with access to trade exhibition shows	02 Trade Exhibitions attended in 2023/2024	02 Trade Exhibitions attended	Target Achieved,02 trade exhibitions were attended	6	Target Achieved, 17 local business with access to trade exhibition shows.	In order to increase exposure, local businesses had to be rotated on each day for all events that were held over one day.	NA	R284 000,00	1.Exhibitors Attendance register 2.Close out Report
						R0		R284 000				

NATIONAL KPA 3 : LOCAL ECONOMIC DEVELOPMENT
PROVINCIAL GROWTH & DEVELOPMENT STRATEGY (PGDS) GOAL 1: INCLUSIVE ECONOMIC GROWTH
GENERAL KPI: THE NUMBER OF JOBS CREATED THROUGH MUNICIPALITY'S LOCAL ECONOMIC DEVELOPMENT INITIATIVES INCLUDING CAPITAL PROJECTS.
BACK TO BASICS: PILLAR 1 - PUTTING PEOPLE FIRST
COMMUNITY AND SOCIAL SERVICES DEPARTMENT:2024/2025 ANNUAL PERFORMANCE REPORT

IDP / SDBIP NO.	STRATEGIC OBJECTIVES	PROJECT	KEY PERFORMANCE INDICATOR	BASELINE	2023/2024 ANNUAL TARGET	2023/2024 ACTUAL PERFORMANCE	2024/2025 ANNUAL TARGET	2024/2025 ACTUAL PERFORMANCE	REASONS FOR VARIANCES	CORRECTIVE MEASURES	ANNUAL BUDGET	PORTFOLIO OF EVIDENCE
								BUDGET ACTUALS				
CSS1	To Ensure community safety and Responses to Disaster Incidents Or Disasters by 30 June 2025	Conduct Firebreaks in fire high risk areas: (Underberg low cost housing, Himeville Township, Next to Bulwer art Centre and Creighton Animal Pound)	Number of areas where firebreaks are conducted	4 Fire breaks were conducted in four areas: Underberg Bulwer Creighton Himeville township in 2023/2024 Financial Year	4	Target Achieved. 4 Fire breaks conducted in high risk areas 1.Underberg Low cost housing on the 17/05/2024. 2. Bulwer Arts Centre on the 30/05/2024. 3. Himeville township on the 11/06/2024. 4. Creighton Animal Pound on the 12/06/2024.	4	Target Achieved 05, fire breaks were conducted as follows: 1. NUD low cost housing on 09/04/25. 2. Himeville township on 17/04/25. 3. Bulwer art Centre on 26/04/25. 4. Hlogoma Mountain on 08/05/25. 5. Creighton on 02/06/25.	One high risk area was identified during the quarter i.e. Hlogoma Mountain due to its high risk impact the department had to prioritize it during this quarter.	NA	R 20 000	1.Dated photos
						0		R6 020			R6 020	
CSS 4	To Ensure community safety and Responses to Disaster Incidents Or Disasters by 30 June 2025	Deliver of disaster relief kit	Number of Disaster Relief Kit Procured	4 Disaster relief kit procured in 2023/24 financial year	Procurement of Disaster Relief Kits by 31 March 2024	Target Achieved. Disaster relief kits procured and delivered	Delivery of 3 Disaster Relief Kits	Target Achieved,3 disaster relief kits were procured and delivered	NA	NA	R 465 000	1.Delivery Note
						R 83 407.50		R 259 650				
CSS 5	To Ensure community safety and Responses to Disaster Incidents Or Disasters by 30 June 2025	Conduct Integrated Community Safety Awareness Campaigns	Number of Integrated Community Safety Awareness Campaigns Conducted	10 Integrated Community Safety Awareness Campaign in 2023/2024 Financial Year	8	Target Achieved,10 Integrated Community safety awareness campaigns were conducted.	8	Target Achieved, 8 integrated community safety awareness campaigns were conducted.	NA	NA	0	1.signed close out reports 2.dated photos
						0		0			0	

IDP / SDBIP NO.	STRATEGIC OBJECTIVES	PROJECT	KEY PERFORMANCE INDICATOR	BASELINE	2023/2024 ANNUAL TARGET	2023/2024 ACTUAL PERFORMANCE	2024/2025 ANNUAL TARGET	2024/2025 ACTUAL PERFORMANCE	REASONS FOR VARIANCES	CORRECTIVE MEASURES	ANNUAL BUDGET	PORTFOLIO OF EVIDENCE
CSS 6	To Ensure community safety and Reponses to Disaster Incidents Or Disasters by 30 June 2025	Delivery and installation of lightning conductors	Number of Lightning Conductors delivered and Installed	41 lightning conductors were procured and installed in identified hotspot areas during in 2023/2024 Financial Year	40	41 lightning conductors were procured and installed	40	Target Achieved 40 lightning conductors procured and installed	NA	NA	R 260 000	1.Dated Photos 2.Delivery Note 3.Register of beneficiaries
						R212 175		R 230 000				
CSS 7	To Ensure community safety and Reponses to Disaster Incidents Or Disasters by 30 June 2025	Conduct Fire Safety Inspections	Number of Fire Inspections Conducted	80 Fire Inspections were conducted in 2023/2024 Financial Year	80	Target Achieved, 80 Fire Inspections were conducted	80	Target Achieved, 80 Fire Inspections were conducted in various sites.	NA	NA	0	1.Copies of issued compliance letters 2.Compliance Certificates issued
						0		R 0			0	
CSS 8	To ensure improvement of literacy levels and encourage culture of reading by 30 June 2025	Conduct Library Outreach Programmes	Number of Library Outreach Programmes Conducted	16 Library Outreach Programme s were Conducted in 2023/2024 Financial Year	16	Target Achieved,16 Library Outreach Programmes were conducted.	16	Target achieved, 17 library outreach programmes were conducted.	The overachievement is due to two key factors: the presence of an additional Cyber Cadet at one of the libraries, which allowed for a more balanced distribution of responsibilities and improved capacity, and a special request from a local school, which prompted the municipality to conduct an additional outreach programme beyond the original target.	NA	R 75 632	1. School Register signed by the Principal on behalf of school in attendance 2.Dated Photos
						R21 434		R113 850			R113 850	

IDP / SDBIP NO.	STRATEGIC OBJECTIVES	PROJECT	KEY PERFORMANCE INDICATOR	BASELINE	2023/2024 ANNUAL TARGET	2023/2024 ACTUAL PERFORMANCE	2024/2025 ANNUAL TARGET	2024/2025 ACTUAL PERFORMANCE	REASONS FOR VARIANCES	CORRECTIVE MEASURES	ANNUAL BUDGET	PORTFOLIO OF EVIDENCE
CSS 9	To ensure improvement of literacy levels and encourage culture of reading by 30 June 2025	Conduct Basic Computer Training classes for communities	Number of Computer Trainings classes Conducted for communities	12 Computer Trainings were conducted in 2023/2024 Financial Year	8	Target Achieved, 12 Computer Trainings were conducted	16	Target Achieved, 18 Computer trainings were conducted for communities	The variance is as a result of the demand of the service by members of the public at Underberg Public Library.	NA	0	1.Certificates handover register 2.Dated Photos
					0	0		0			0	
CSS 10	To ensure improved community safety, road safety and reduce crime through integrated stakeholder coordination and awareness by 30 June 2025	Conduct Multi-stakeholder Road Blocks	Number of Multi-stakeholder Road Blocks conducted	13 Multi-Stakeholder Road Blocks Conducted in 2023/2024 Financial Year	10	Target Achieved, 13 Multi Stakeholder Roadblocks were conducted.	10	Target Achieved, 10 Multi stakeholder roadblocks were conducted	NA	NA	0	1.Dated Photos 2.Copy of list for vehicles stopped 3.Multistakeholder officials Register
						0		0				
CSS 12	To promote development through SMME development, Arts, Culture, Sports and Recreation by 30 June 2025	Sports, Arts and Culture Training, Training of youth on driving skills	Number of capacity building programmes conducted	10 Capacity building programme s were conducted in 2023/2024 Financial Year	6	10 Capacity building programmes were conducted.	7	Target Achieved, 7 capacity building programmes were conducted	NA	NA	R 610 000	1.Signed closeout reports 2.Attendance Registers
						?		R455 000			R455 000	
CSS 13	To promote Arts and Culture by coordinate and facilitating cultural competitions by 30 June 2025	Arts and Culture Competitions Coordinated	Number of Arts and Culture Competitions Coordinated and facilitated	9 Sports, Arts and Culture Competitions Coordinated in the 2023/2024 Financial Year	9	Target Achieved, 9 Sports, Arts and Culture Competitions Coordinated	10	Target Achieved, 10 Sports, Arts and Culture Competitions Coordinated and facilitated	NA	NA	R 1 340 500	1.Signed closeout reports 2.Attendance Registers
						R30 000		R1 595 591			R1 595 591	

IDP / SDBIP NO.	STRATEGIC OBJECTIVES	PROJECT	KEY PERFORMANCE INDICATOR	BASELINE	2023/2024 ANNUAL TARGET	2023/2024 ACTUAL PERFORMANCE	2024/2025 ANNUAL TARGET	2024/2025 ACTUAL PERFORMANCE	REASONS FOR VARIANCES	CORRECTIVE MEASURES	ANNUAL BUDGET	PORTFOLIO OF EVIDENCE
CSS 15	To promote a healthy lifestyle and self-sustainability for Youth, Children ,Women Senior Citizens and Disabled Persons through events, awareness campaigns and competitions by 30 June 2025	Coordination of events	Number of events coordinated	18 events were coordinated in 2023/2024	18	Target Achieved,18 events were coordinated	20	Target Achieved, 20 events were coordinated.	NA	NA	R2 676 500	1.Signed Close out Report 2.attendance Registers
						R1 161 948.22		R2 052 884			R2 052 884	

NATIONAL KPA 4: MUNICIPAL FINANCIAL VIABILITY AND MANAGEMENT
PROVINCIAL GROWTH & DEVELOPMENT STRATEGY (PGDS) GOAL 6 : GOVERNANCE AND POLICY
NATIONAL KPI: .FINANCIAL VIABILITY EXPRESSED BY THE RATIOS
GENERAL KPI: THE PERCENTAGE OF HOUSEHOLDS EARNING LESS THAN R1100 PER MONTH WITH ACCESS TO FREE BASIC SERVICES
BACK TO BASICS PILLAR 4: SOUND FINANCIAL MANAGEMENT
BUDGET AND TREASURY OFFICE: 2024/2025 ANNUAL PERFORMANCE REPORT

IDP / SDBIP NO.	STRATEGIC OBJECTIVES	PROJECT	KEY PERFORMANCE INDICATOR	BASELINE	2023/2024 ANNUAL TARGET	2023/2024 ACTUAL PERFORMANCE	2024/2025 ANNUAL TARGET	2024/2025 ACTUAL PERFORMANCE	REASONS FOR VARIANCES	CORRECTIVE MEASURES	ANNUAL BUDGET	PORTFOLIO OF EVIDENCE
								BUDGET ACTUALS				
BTO 1	To manage financial resources effectively and efficiently for improved service delivery by 30 June 2025	Preparation of municipal budget	Number of budget reports submitted to IDP/Budget Steering Committee & Council for Approval	3 Budget Reports submitted to Council in 2023/2024	3	Target Achieved. 3 Budget Reports submitted to IDP/Budget Steering Committee & Council for Approval	3	Target Achieved. 3 Budget Reports submitted to IDP/Budget Steering Committee & Council for Approval	NA	NA	Opex	1.2024/2025 Adjustment Budget Report submitted to Council and IDP and Budget Steering Committee 2. Draft 2025/2026 budget Report submitted to Council and IDP and Budget Steering Committee 3. Council resolutions 4. Attendance Registers for Budget Steering Committee 5. Final 2025/2026 Budget Report submitted to Council and IDP and Budget Steering Committee
						0		0			0	

IDP / SDBIP NO.	STRATEGIC OBJECTIVES	PROJECT	KEY PERFORMANCE INDICATOR	BASELINE	2023/2024 ANNUAL TARGET	2023/2024 ACTUAL PERFORMANCE	2024/2025 ANNUAL TARGET	2024/2025 ACTUAL PERFORMANCE	REASONS FOR VARIANCES	CORRECTIVE MEASURES	ANNUAL BUDGET	PORTFOLIO OF EVIDENCE
BTO 3	To manage financial resources effectively and efficiently for improved service delivery by 30 June 2025	Development of Budget and Treasury reports	Number of Section 71 reports submitted	12 Section 71 submitted to Finance Committee and Treasury departments within 10 working days after the end of each month	12	Target Achieved. 12 Section 71 and 12 Section 66 Reports submitted.	12	Target Achieved. 12 Section 71 reports submitted.	NA	NA	Opex	Section 71 and 66 reports 1. Revenue Report 2. Expenditure Report 3. Cash Coverage Ratio Report 4. SCM Implementation Report 5. Proof of submission to Committee Officer
						0		0			0	
BTO 8	To manage municipal expenditure to maximize financial viability by 30 June 2025	Adherence to Creditors Payment schedule	Percentage of creditors paid within 30 days of submission of a valid invoice	100% of creditors paid within 30 days of receiving valid invoice in 2023/24	100%	Target Achieved, 100% of creditors were paid within days.	100%	Target Achieved, 100% of creditors were paid within 30 days of receiving valid invoice.	NA	NA	Opex	1. Signed Creditors report
						0		0			0	
BTO 9	To improve good governance and accountability by producing accurate financial reports 30 June 2025	Preparation of two sets of Financial Statements	Number of financial statements prepared and submitted to Internal Audit and Auditor General	2 financial statements prepared and submitted to Internal Audit and Auditor General in 2023/24	2	Target Achieved. 2 sets of financial statements was prepared and submitted to Internal Audit and Auditor General	2	Target Achieved. 2 sets of financial statements were prepared and submitted to Internal Audit and Auditor General	NA	NA	Operational	1. Signed AFS 2. Proof of submission to IA&AG. 3. Signed Interim Financial Statements and Proof of submission to IA
						0		0			0	

IDP / SDBIP NO.	STRATEGIC OBJECTIVES	PROJECT	KEY PERFORMANCE INDICATOR	BASELINE	2023/2024 ANNUAL TARGET	2023/2024 ACTUAL PERFORMANCE	2024/2025 ANNUAL TARGET	2024/2025 ACTUAL PERFORMANCE	REASONS FOR VARIANCES	CORRECTIVE MEASURES	ANNUAL BUDGET	PORTFOLIO OF EVIDENCE
BTO 10	To improve revenue management for effective service delivery and financial viability by 30 June 2025	Revenue collection.	Percentage of revenue collected	57.98% of Revenue was collected in 2023/2024	67%of revenue collected	Target not achieved, 57,98% of revenue collected	78% of revenue collected	Target Achieved, 83.52% of revenue collected	Improvement on implementation n of Debt Collection Strategy which included introduction of Incentive Scheme and appointment of panel for debt collection service to assist with the collection	NA	OPEX	1.Debtors collection report
						0		0			0	
BTO 13	To improve service delivery by providing basic needs by 30 June 2025	Provision of free basic electricity (Indigent support) to Indigent people	Number of indigent households provided with FBE	626 households were provided with FBE in 2023/2024	600 households provided with FBE	Target Achieved, 626 households provided with FBE	700 households provided with FBE	Target Achieved, 821 households provided with FBE	Over-achievement as a result of re-registering of smart meters initiative introduced by Eskom.	NA	OPEX	1.Approved FBE Report
						0		0			0	
BTO16	To manage financial resources effectively and efficiently for improved service delivery by 30 June 2025	Manageme nt of financial resources to ensure sustainability for service delivery.	Number of months for cash/cost coverage	5.33 Months Cash Coverage Ratio in 2023/2024	5 months cash coverage ratio	5.33 months cash coverage ratio	6 months	Target Achieved, 6 months cash coverage ratio	NA	NA	OPEX	1.Signed cash/cost coverage report
						0		0			0	

NATIONAL KPA 1: MUNICIPAL INSTITUTIONAL DEVELOPMENT AND TRANSFORMATION
PROVINCIAL GROWTH & DEVELOPMENT STRATEGY (PGDS) GOAL 2 : HUMAN RESOURCE DEVELOPMENT
GENERAL KPI: THE NUMBER OF PEOPLE FROM EMPLOYMENT EQUITY TARGET GROUPS EMPLOYED IN THE THREE HIGHEST LEVELS OF MANAGEMENT IN COMPLIANCE WITH A MUNICIPALITY'S APPROVED EMPLOYMENT EQUITY PLAN.
GENERAL KPI: THE PERCENTAGE OF A MUNICIPALITY'S BUDGET ACTUALLY SPENT ON IMPLEMENTING ITS WORKPLACE SKILLS PLAN
BACK TO BASICS PILLAR 5: BUILDING CAPABLE LOCAL GOVERNMENT INSTITUTIONS
CORPORATE SERVICES DEPARTMENT: 2024/2025 ANNUAL PERFORMANCE REPORT

IDP / SDBIP NO.	STRATEGIC OBJECTIVES	PROJECT	KEY PERFORMANCE INDICATOR	BASELINE	2023/2024 ANNUAL TARGET	2023/2024 ACTUAL PERFORMANCE	2024/2025 ANNUAL TARGET	2024/2025 ACTUAL PERFORMANCE	REASONS FOR VARIANCES	CORRECTIVE MEASURES	ANNUAL BUDGET	PORTFOLIO OF EVIDENCE
								BUDGET ACTUALS				
CORP 3	To ensure compliance with the approved Employment Equity Plan	Submission of Employment Equity Report	Number of reports submitted to Department of Employment & Labour	1 Employment Equity Report submitted to DEL in 2023/24 fy	Submission of EE Report to DEL by 31 March 2024	Target Achieved - EE Report was submitted to DEL by the 31st of March 2024	Submission of EE Report to DEL by 31 March 2025	Target Achieved: 1 EE Report was submitted to DEL by 31 March 2025	NA	NA	None	1.Letter from DEL (Proof of submission/acknowledgment letter)
						0		R0			0	
CORP 6	To capacitate all municipal employees & Councillors to improve performance of the set objectives by 30 June 2025	Coordination of Training Programmes for Employees	Percentage of the municipality's budget actually spent on implementing its workplace skills plan	63%budget spent through workplace skills plan for employees in 2023/2024	5	Target Achieved, 19 training programmes were coordinated.	70% of the workplace skills plan budget actually spent	Target Achieved, 73% of the workplace skills plan budget actually spent.	The overachievement is as a result of additional employees that were trained on service delivery related programmes identified by internal departments.	NA	R348 400.00	1.Specification 2.Attendance Register 3.Signed Close-out Report with calculations of the percentage of budget spent.
				R0		R155 625.00		R255 806.00			R255 806.00	
CORP 8	To Cascade IPMS to Middle Management	Coordination of IPMS Assessments	Number of IPMS Assessments coordinated	4 IPMS assessments conducted in 2023/2024 Financial Year	4	4 IPMS assessments conducted	Coordinate 4 IPMS Assessments	Target Achieved, 4 IPMS Assessments were coordinated for 2024/2025 financial year.	NA	NA	NA	1.Signed middle Managers Quarterly Performance Reports
						0		0				

IDP / SDBIP NO.	STRATEGIC OBJECTIVES	PROJECT	KEY PERFORMANCE INDICATOR	BASELINE	2023/2024 ANNUAL TARGET	2023/2024 ACTUAL PERFORMANCE	2024/2025 ANNUAL TARGET	2024/2025 ACTUAL PERFORMANCE	REASONS FOR VARIANCES	CORRECTIVE MEASURES	ANNUAL BUDGET	PORTFOLIO OF EVIDENCE
								BUDGET ACTUALS				
CORP11	To provide responsive information and communication technology processes for effective operations in the municipality by 30 June 2025	Implementation of in-house and Off-site data back-up and disaster recovery plan for all Municipal data	Percentage of data back-ups conducted in line with the ICT disaster recovery plan	100% of data backed up in line with the ICT disaster recovery plan in 2023/24 Financial year.	01 backup off-site/disaster recovery implemented	Target Achieved, 1 Back up off site/disaster recovery implemented	100% of data back-up conducted in line with the ICT disaster recovery plan	Target Achieved: 100% of data back-up conducted in line with the ICT disaster recovery plan	NA	NA	R561 464	1.Disaster Recovery Specification 2.Appointment letter 3.Quarterly Report on the monitoring of In-house and Off-Site Back Up (Corporate Support Services Committee)
						R436 226.50		R407 265.60			R407 265.60	
CORP 12	To inculcate a culture of good governance compliance and effective internal controls by 30 June 2025	Implementation of Municipal Calendar of Meetings	Number of Council meetings coordinated	09 Council meetings coordinated in 2023/2024	9	09 Council meetings coordinated	09 Council Meetings coordinated	Target Achieved, 10 council meetings were coordinated.	A special council meeting was requested on the 24th of July 2024.	NA	Operational	1.Notice 2.Signed Minutes 3.Attendance Register
						0		0			0	
CORP 14	To inculcate a culture of being a responsive and accountable organisation on complaints raised by members of the public by 30 June 2025	Implementation of complaints management policy	Percentage of complaints relating to local municipal services referred to the relevant department	100% of complaints relating to local municipal services referred to relevant departments responded to	100% of complaints relating to local municipal services referred to relevant departments responded to	100% of complaints relating to local municipal services referred to relevant departments responded to	100% of complaints relating to local municipal services referred to relevant departments responded to	Target Achieved: 100% of complaints relating to local municipal services referred to relevant departments responded to	NA	NA	NA	1.Quarterly Complaints Management report submitted to Corporate Services Committee
								0			0	

NATIONAL KPA 5: GOOD GOVERNANCE AND PUBLIC PARTICIPATION AND CROSS CUTTING INTERVENTIONS AND SPATIAL DEVELOPMENT
PROVINCIAL GROWTH & DEVELOPMENT STRATEGY (PGDS) GOAL 6 : GOVERNANCE AND POLICY
PROVINCIAL GROWTH & DEVELOPMENT STRATEGY (PGDS) GOAL 3 : HUMAN AND COMMUNITY DEVELOPMENT
GENERAL KPI: THE PERCENTAGE OF A MUNICIPALITY'S CAPITAL BUDGET ACTUALLY SPENT ON CAPITAL PROJECTS IDENTIFIED FOR A PARTICULAR FINANCIAL YEAR IN TERMS OF MUNICIPALITY'S INTEGRATED DEVELOPMENT
PLAN
BACK TO BASICS PILLAR 1: PUTTING PEOPLE FIRST
BACK TO BASICS PILLAR 3: GOOD GOVERNANCE

IDP / SDBIP NO.	STRATEGIC OBJECTIVES	PROJECT	KEY PERFORMANCE INDICATOR	BASELINE	2023/2024 ANNUAL TARGET	2023/2024 ACTUAL PERFORMANCE	2024/2025 ANNUAL TARGET	2024/2025 ACTUAL PERFORMANCE	REASONS FOR VARIANCES	CORRECTIVE MEASURES	ANNUAL BUDGET	PORTFOLIO OF EVIDENCE
								BUDGET ACTUALS				
OMM 1	To review and develop a multi-year strategic plan that responds to the needs of the community by 30 June 2025	Review of 2025/26 IDP	Number of IDP reviews	1 IDP was developed and submitted to Council for approval on 30 May 2024	1 (Draft 2024/25 IDP & Final 2024/25 IDP)	Target Achieved. 1) 01 Draft 2024/25 IDP was developed and submitted. 2) Final IDP for 2024/25 was submitted and reviewed	1 (Draft 2025/26 IDP & Final 2025/26 IDP) Reviewed	Target Achieved. 1) 01 Draft 2025/26 IDP reviewed 2) Final IDP for 2025/26 was reviewed	NA	NA	R800 000	1.Process Plan 2.Advert 3.Council Resolution 4.Attendance Register, IDP Roadshows Minutes and Agenda 5.Draft IDP Council Resolution 6.Proof of Submission and Advert 7.Final IDP 8.Advert 9.Council Resolution and 10.Proof of Submission 11.Attendance registers and Minutes of IDP Roadshows
						R783 499.15		R730 452,61			R730 452,61	

IDP / SDBIP NO.	STRATEGIC OBJECTIVES	PROJECT	KEY PERFORMANCE INDICATOR	BASELINE	2023/2024 ANNUAL TARGET	2023/2024 ACTUAL PERFORMANCE	2024/2025 ANNUAL TARGET	2024/2025 ACTUAL PERFORMANCE	REASONS FOR VARIANCES	CORRECTIVE MEASURES	ANNUAL BUDGET	PORTFOLIO OF EVIDENCE
								BUDGET ACTUALS				
OMM 2	Conduct Performance Assessments for Section 54/56 managers by 30 June 2025	Conducting Performance Assessments for S54/56 Managers	Number of Performance Assessments conducted	4 Performance Assessments reports produced in 2023/2024 FY	4	4 Performance assessments conducted	4	Target Achieved, 4 Performance assessments were conducted	NA	NA	R0	1. Report for the 2023/2024 PMS Assessments 2. Attendance Register 3. Report for the Q1 PMS Assessments 4. Attendance Register 5. Mid-year Performance Report for PMS Assessments. 6. Attendance Register 7. Report for the Q3 PMS Assessments 8. Attendance Register
						0		0			0	

IDP / SDBIP NO.	STRATEGIC OBJECTIVES	PROJECT	KEY PERFORMANCE INDICATOR	BASELINE	2023/2024 ANNUAL TARGET	2023/2024 ACTUAL PERFORMANCE	2024/2025 ANNUAL TARGET	2024/2025 ACTUAL PERFORMANCE	REASONS FOR VARIANCES	CORRECTIVE MEASURES	ANNUAL BUDGET	PORTFOLIO OF EVIDENCE
								BUDGET ACTUALS				
OMM 3	Prepare quarterly performance reports and submit to Council structures by 30 June 2025	Submission of quarterly performance reports to Council oversight structures	Number of Performance reports submitted to Council oversight structures	4 performance report submitted to APAC& Council in 2023/24	4	Target Achieved, 04 Performance reports was submitted to Oversight Structures.	4	Target Achieved, 04 Performance reports were submitted to council Oversight Structures.	NA	NA	R0	1.2023/2024 APR 2.Proof of Submission to AG & Cogta 3.2024/2025 First Quarter Performance Report 4.Council Resolution 5.2024/2025 Q2 &Mid-year Performance Report 6.Council Resolution 7.2023/24 Annual Report & Oversight Report 8.Proof of Submission to COGTA, AG, Treasury 9.Third Quarter Performance Report 10.Council Resolution
						0		0				
OMM 4	To inculcate a culture of good governance, compliance and effective internal controls by 30 June 2025	Risk management registers developed and monitored	Number of reports on risk registers developed and monitored.	01 Risk Register developed and 04 quarterly risk management follow ups were conducted in 2023/2024	Develop 1 Risk Register & conduct 4 quarterly risk management follow-ups	Target Achieved, 1 Risk Register developed & 4 quarterly risk management follow- ups conducted	4	Target Achieved, 4 reports on risk registers monitored and 1 risk register developed for 2025/2026.	NA	NA	R0	1.Updated risk register Summary report on progress made on risk management 2.Updated risk register Summary report on progress made on risk management 3.Consolidated 2025-26 Risk Register 4.Attendance Register and Agenda
						0		0			0	

IDP / SDBIP NO.	STRATEGIC OBJECTIVES	PROJECT	KEY PERFORMANCE INDICATOR	BASELINE	2023/2024 ANNUAL TARGET	2023/2024 ACTUAL PERFORMANCE	2024/2025 ANNUAL TARGET	2024/2025 ACTUAL PERFORMANCE	REASONS FOR VARIANCES	CORRECTIVE MEASURES	ANNUAL BUDGET	PORTFOLIO OF EVIDENCE
								BUDGET ACTUALS				
OMM 6	To inculcate a culture of good governance, compliance and effective internal controls by 30 June 2025	Risk Management	Number of Anti-Fraud and Corruption awareness	04 Anti-Fraud and Corruption awareness conducted in 2023/2024	4	Target achieved. 4 reports on the implementation of the Anti-Fraud and Anti-Fraud Corruption strategy were submitted to Manco and Risk Management Committee	4	Target Achieved, 4 Anti-fraud and awareness campaigns conducted.	NA	NA	R0	1.Awareness program 2.Attendance register
						0		0			0	
OMM 7	To encourage participation of the local community in the affairs of the municipality by 30 June 2025	Coordinating Combined quarterly ward committee meetings	Number of combined quarterly ward committee meetings coordinated	3 combined quarterly Ward Committee meetings coordinated in 2023/2024	4	Target not Achieved, 03 combined quarterly ward committee meetings coordinated	4	Target Achieved, 4 combined quarterly ward committee meetings coordinated	NA	NA	R4 210 000	1.Agenda, Minutes of the Meeting 2.Attendance Register
								R 3 214 365.56			R 3 214 365.56	
OMM 8	To encourage participation of the local community in the affairs of the municipality by 30 June 2025	Publishing of municipal programmes through media platforms	Number of municipal programmes published in different media platforms	151 Municipal programmes were published in different media platforms in 2023/24 financial	151	151 Municipal programmes were published in different media platforms in 2023/24 financial	186	Target Achieved, 223 municipal programmes published in different media platforms	The overachievement is as a result of programmes that were organized by national and provincial government entities and had to be published by the municipality.	NA	R1 000 000	1.Detailed reports on activities undertaken by Communications Unit
								R947 846.83			R947 846.83	

IDP / SDBIP NO.	STRATEGIC OBJECTIVES	PROJECT	KEY PERFORMANCE INDICATOR	BASELINE	2023/2024 ANNUAL TARGET	2023/2024 ACTUAL PERFORMANCE	2024/2025 ANNUAL TARGET	2024/2025 ACTUAL PERFORMANCE	REASONS FOR VARIANCES	CORRECTIVE MEASURES	ANNUAL BUDGET	PORTFOLIO OF EVIDENCE
								BUDGET ACTUALS				
OMM 10	To inculcate a culture of good governance compliance and effective internal controls by 30 June 2025	Develop and monitor implementation of the AG's action plan	Number of monitoring reports on the implementation of the AG's action plan presented to APAC	2 Monitoring reports on the implementation of AG's Action plan presented to Oversight Structures	2	Target achieved. 2 reports were tabled and presented to Oversight Structures	2	Target achieved. 2 monitoring reports were tabled and presented to Oversight Structures.	NA	NA	R0	1.Progress Report on the implementation of 2023/24 Audit Action Plan 2.APAC Agenda 3.Attendance Register
						0		0			0	
OMM 11	To improve organisational performance for effective service delivery by 30 June 2025	Submission of Back to Basics reports	Number of Back to Basics reports submitted to COGTA	4 B2B reports Quarterly reports submitted to Cogta	4	Target Achieved, 04 Back to Basics reports submitted to Cogta	4	Target Achieved, 4 Back to basics reports submitted to COGTA	NA	NA	R0	1.Progress Reports on Back to Basics 2.Proof of Submission to COGTA
						0		0			0	
OMM 12	To inculcate a culture of good governance compliance and effective internal controls by 30 June 2025	Capital budget expenditure	Percentage of the municipality's annual capital budget actually spent on capital projects	93% of the municipality 's annual capital budget actually spent on capital projects.	90%	Target Achieved, 93% of a municipality's annual capital budget actually spent on capital projects	90%	Target Not Achieved, 86% of a municipality's annual capital budget actually spent on capital projects	Due to invalidity of some of the service delivery related projects the capital budget could not be spent.	The municipality had to re-advertise bids where no suitable service provider could be sourced, issuing of letters of intention to terminate was sent to underperforming bidders, some projects had to be included in the 2025/26 SDBIP for implementation.	R85 736 459	1.Capital Budget Report
						R79 119 332.08		R74 475 097.11			R74 475 097.11	

IDP / SDBIP NO.	STRATEGIC OBJECTIVES	PROJECT	KEY PERFORMANCE INDICATOR	BASELINE	2023/2024 ANNUAL TARGET	2023/2024 ACTUAL PERFORMANCE	2024/2025 ANNUAL TARGET	2024/2025 ACTUAL PERFORMANCE	REASONS FOR VARIANCES	CORRECTIVE MEASURES	ANNUAL BUDGET	PORTFOLIO OF EVIDENCE
								BUDGET ACTUALS				
OMM 13	To inculcate a culture of good governance compliance and effective internal controls by 30 June 2025	Capital budget expenditure(Grants)	Percentage spent on grants received:	100% of municipality 's grants received actually spent on capital projects: Grant expenditure on capital projects (IMIG, INEP, FMG, EPWP, Library Services, Cleanest Municipality)y	90%	Target Achieved, 100% of municipality's grants received actually spent on capital projects: Grant expenditure on capital projects (IMIG, INEP, FMG, EPWP, Library Services, Cleanest Municipality)	100%	Target Not Achieved, 99 % of municipality's grants received actually spent on capital projects: Grant expenditure on capital projects: (IMIG, INEP, FMG, EPWP, Library Services, Cleanest Municipality)	There were delays with the transfer of the grant from EDTEA as a result procurement processes for the bailer were also delayed.	The suitable service provider has been appointed and delivery would be done before by 31 August 2025.	R46 827 000	1.Capital Budget Report
								R46 294 130.14			R46 294 130.14	

Appendices

Appendix A: Councillors, committee allocation and attendance at meetings- refer to chapter 2
 Appendix B: Committees and purposes- refer to Chapter 2
 Appendix C: Third-tier administrative structure- refer to Chapter 4 Component A
 Appendix D: Functions of the municipality- refer to the attached
 Appendix E: Ward reporting- refer to Chapter 2
 Appendix F: Ward information- Ward Based Plan refer to the attached
 Appendix G: Recommendations of the audit committee to be prepared by the APAC Chairperson and presented together with AR to Council in January 2024
 Appendix H: Long-term contracts and public-private partnerships-refer to Chapter 5
 Appendix I: Performance of service-providers- refer to the Chapter 3 of the report
 Appendix J: Disclosure of financial interests- refer to the attached
 Appendix K: Revenue-collection performance- refer to chapter 5
 Appendix L: Conditional grants received (excluding the MIG grant)- refer to chapter 5
 Appendix M: Capital expenditure: new assets, upgrades and renewals, including MIG- refer to chapter 5
 Appendix N: Capital programmes by project – current year- refer to chapter 3
 Appendix O: Capital programmes by project by ward – current year- refer to the attached ward-based Plan
 Appendix P: Service-connection backlogs at schools and clinics- NA
 Appendix Q: Service-backlogs in the community where another sphere of government is responsible to deliver those services- refer to the Ward Based plan attached
 Appendix R: Declaration of loans and grants made by the municipality- refer to chapter 5
 Appendix S: Declaration of returns not made in due time under MFMA section 71-refer to chapter 5
 Appendix T: National and provincial outcomes for local government-NA

VOLUME II: Annual financial statements- attached

VOLUME III: Annual performance report: attached

Auditor General's 2024/25 Audit Report & Management Action Plan – not yet due

VOLUME IV: Oversight report

The oversight report will be prepared by the MPAC in March 2026 after scrutinizing the annual report

Dr Nkosazana Dlamini Zuma Municipality

Audit Committee Report for the fourth quarter ended 30th June 2025

I am pleased to present our report for the quarter ended, 30th of June 2025.

Audit committee members and attendance

The audit committee, hereafter referred to as “the committee” consists of the following four (4) members listed hereunder and should meet at least four (4) times per annum as per its approved terms of reference.

Name of member	Number of meetings attended
Mr. A.D. Gonzalves (Chairperson)	7/7
Mr. S.P Ngidi	7/7
Mr. V. Sibiya	3/3
Mr. M. Mthethwa	3/3

All members are external and therefore independent with no conflicts of interests being reported during the period.

Audit committee meetings

Since the beginning of the current fiscal year, the audit committee held its meetings as follows:

Meeting	Date	Type of meeting
1.	16 August 2024	Ordinary
2.	28 August 2024	Special
3.	30 August 2024	Special
4.	18 December 2024	Ordinary
5.	31 March 2025	Ordinary
6.	06 June 2025	Ordinary
7.	30 June 2025	Special

A meeting was held on the 13th of August 2025 to consider fourth quarter reports relating the 2025 fiscal year and will therefore form part of this report. The committee held meetings with the Accounting Officer, Senior Management of the municipality, Internal Audit and the Auditor-General of South Africa (AGSA) collectively and individually, on matters related to governance, internal control, and risk in the municipality, throughout the reporting period. The Chairperson of the Risk Management Committee attended our meetings to present his quarterly reports on risk management. Representatives from the AGSA, and CoGTA attended some of the meetings. The Chairperson of the MPAC is a standing invitee to our meetings and is encouraged to attend as appropriate.

Audit committee responsibility

The committee reports that it has complied with its responsibilities arising from section 166 of the MFMA. Furthermore, it also reports that it has adopted formal terms of reference as its audit committee charter, has regulated its affairs in compliance with this charter and has discharged all its responsibilities as contained therein during the afore-mention period.

The effectiveness of internal controls

In line with section 166 of the Municipal Finance Management Act of 2003, the Committee, through internal audit reviews and risk assessments, identified some concerns with internal controls. An assessment of the internal control environment based on findings identified by internal audit indicates that there is room for improvement in the following areas:

Discipline area	Status of control environment
Employee verification	☹️ = Medium - Room for improvement
Interim Financial Statements	☹️ = Medium - Room for improvement
SCM	☹️ = Medium - Room for improvement
IA follow reviews	😊 = Good

The committee deliberated on the internal audit findings and concurred with the recommendations. The committee noted that the findings were communicated with senior management and that satisfactory responses were received. These weaknesses expose the municipality to elevated operational and compliance risks. The committee strongly recommends immediate remedial action in all high-risk areas.

The committee recommends that the Accounting Officer enhance management oversight by taking decisive action against officials who repeatedly fail to exercise due care and diligence.

The committee is pleased to report that its resolutions which encompass its recommendations for improvement, have been substantially addressed by the Accounting Officer and Management. Furthermore, the committee is pleased to report that the Accounting Officer and Management have substantially addressed the prior reported findings raised by Internal Audit.

The committee is pleased to report that unauthorized, irregular and wasteful expenditure have been substantially dealt with by the Accounting Officer and Management and recommends that the remaining amount of R3,165.00 of wasteful expenditure arising from interest levied against the municipality by Eskom be dealt with accordingly by the Accounting Officer, MPAC and Council prior to finalisations and submission of the draft set of annual financial statements to the Audit General South Africa.

The committee recommends that a combined assurance framework be developed and submitted to the audit committee for endorsement.

Internal audit

The internal audit function performed its duties in line with the approved annual audit plan. The annual audit plan, and internal audit methodology for the new fiscal year was considered by the committee and subsequently approved. The committee confirms that internal audit functioned independently and objectively and that its findings were shared with both management and the committee. The committee noted the limited capacity within internal audit and recommends that funding be allocated when needed to complete audit engagements. Furthermore, management must continue to cooperate with the internal audit function to improve the current control environment through the timely implementation of recommended actions.

Performance management

The committee noted improvements in performance management reporting and welcomed the earlier-than-anticipated submission of the draft annual performance report. It recommends greater integration between financial reporting and performance monitoring, achieved through enhanced performance reporting by the Accounting Officer. This will facilitate harmonisation with in-year and year-end financial reporting, ensuring alignment of figures in both performance and financial reports. These processes should no longer be managed in isolation.

In reviewing the fourth-quarter performance report, the Committee noted that certain KPI targets were not met due to underperformance by appointed service providers, with notices of intent to terminate relevant contracts to be issued. The Committee recommends that underperforming service providers be identified earlier in the year to enable timely consequence management and remedial action, thereby mitigating any adverse impact on the municipality's performance.

The committee unanimously concluded that the municipality has performed well and remains financially viable.

Risk management

The committee noted that SCM officials and the public were invited to a three-day session on SCM related matters. Furthermore, the committee noted the internal audit and risk management were given the opportunity to present on matters related to compliance, internal audit and risk management. The committee recommends that this initiative continue on an annual basis to ensure that vendors seeking to do business with the municipality are made aware of the municipal requirements when completing request for quotations, and tender applications to avoid non-responsive bids that may impact negatively on the performance of the municipality.

Financial reporting

Based on the reports presented at the last meeting, the committee reports that there were no indicators, matters or risks brought to its attention of financial viability problems that may impact the going concern assumption.

Recommendations

The committee recommends the following:

1. Human resources and payroll (Employee verification)

- Communication between human resource and the payroll units must be improved. Human resources must timeously report terminated employees to the payroll unit.
- Management oversight must be improved to ensure that all terminated employees are removed timeously from the payroll module of the payroll application.
- Supervisors must monitor the attendance of EPWP employees and sign off their attendance registers.

2. Interim financial statements

- The CFO must ensure that due care and diligence is exercised during oversight and management reviews.
- Reconciliations must clearly disclose reconciling items.
- Senior independent review controls must be improved to ensure the completeness and accuracy of all supporting documentation.

3. Supply chain management

- Implement effective oversight processes to ensure that written extension of RFQ's are formalised in line with the approved SCM policy.
- Implement effective oversight processes to ensure that all RFQ's are submitted to applicable vendors listed in the municipality's SCM database. RFQ's not responded to should be timeously followed up by the SCM Manager and prior to closing date of the RFQ.
- SCM Manager must ensure that RFQ's clearly state all required documents in line with the approved SCM policy.
- Bid committee structures must continually be trained in matters relating to SCM tender processes.
- Invoices paid must be date stamped as being "Paid".

Conclusion

The Committee extends its appreciation to Council, the Municipal Manager, and Management for their cooperation during the year, and acknowledges the contributions of Internal Audit and Risk Management. It urges Council to prioritise the implementation of all recommendations in this report to strengthen governance, accountability, and service delivery.



CHAIRPERSON OF THE AUDIT COMMITTEE

A.D GONZALVES

15 August 2025



Dr Nkosazana Dlamini Zuma Local Municipality
Annual Financial Statements
for the year ended 30 June 2025

Dr Nkosazana Dlamini Zuma Local Municipality
Annual Financial Statements
for the year ended 30 June 2025

Table of Contents	Page
General information	1
Accounting Officer's Responsibilities and Approval	2
Statement of Financial Position	3
Statement of Financial Performance	4
Statement of Changes in Net Assets	5
Cash Flow Statement	6
Segment Reporting Statement	7 - 8
Statement of Comparison of Budget and Actual Amounts	9 - 10
Accounting Policies	11 - 24
Notes to the Financial Statements	25 - 51

Abbreviations

GRAP	Generally Recognised Accounting Practice
HOA	Housing Operating Account
MFMA	Municipal Finance Management Act, No.56 of 2003
MIG	Municipal Infrastructure Grant
FMG	Finance Management Grant
mSCOA	Municipal Standard Chart of Accounts
AGSA	Auditor General of South Africa
SARS	South African Revenue Services
SDL	Skills Development Levy
UIF	Unemployment Insurance Fund
PAYE	Pay As You Earn
IGRAP	Interpretation of Generally Recognised Accounting Practice
Legal form of entity	Municipality in terms of section 1 of the Local Government: Municipal Structures Act (Act 117 of 1998) read with section 155 (1) of the Constitution of the Republic of South Africa (Act 108 of 1996).
Legislation governing the municipality's operations	Constitution of the Republic of South Africa (Act 108 of 1998) Local Government: Municipal Finance Management Act (Act No.56 of 2003) Local Government: Municipal Systems Act (Act 32 of 2000) Local Government: Municipal Structures Act (Act 117 of 1998) Municipal Property Rates Act (Act of 6 2004) Division of Revenue Act (Act 1 of 2007)

Dr Nkosazana Dlamini Zuma Local Municipality
Annual Financial Statements for the year ended 30 June 2025

General Information

Members of Council

Mayor	PS MSOMI
Deputy Mayor	KA HADEBE
Speaker	SS PHOSWA
Exco Member	RS MLOTSHWA
Exco Member	HS MLIBENI
Exco Member	N DLAMINI
Chief Whip	VAT MTHEMBU
Councillor	D ADAMS
Councillor	DR NGCAMU
Councillor	NG DLAMINI
Councillor	SJ PHAKATHI
Councillor	BB NTSIHA
Councillor	BR MEMELA
Councillor	PK MEMELA
Councillor	TE MDLADLA
Councillor	RC ALDOUS-TROLLOPE
Councillor	MW MTOLO
Councillor	SG MKHIZE
Councillor	NC DLAMNI
Councillor	PN MDLANGATHI
Councillor	BB KHATHI
Councillor	MTC BHENGU
Councillor	IT SHOBA
Councillor	NP ZULU
Councillor	X ZAMISA
Councillor	SA ZONDI
Councillor	N ZIKODE
Councillor	MM DLAMINI
Councillor	DM SITHOLE

Nature of business and principle activities

Service Delivery: Rates, Waste Management and General services. Main business operations: Local government activities, planning and promotion of the integrated development plan, land, economic and environmental development. The mandate of the municipality is in terms of section 152 of the Constitution of South Africa.

Municipal demarcation code

KZN 436

Grading of local authority

3

Municipal Manager

Mr NC Vezi

Chief Financial Officer

Mr MP Mtungwa

Registered Office

Municipal Offices, Main Street, Creighton

Physical address

Main Street
Creighton
3263

Postal address

P O Box 62
Creighton
3263

Bankers

First National Bank, Investec, ABSA, Nedbank and Standard Bank

Auditors

Auditor General of South Africa

Dr Nkosazana Dlamini Zuma Local Municipality

Annual Financial Statements for the year ended 30 June 2025

Accounting Officer's Responsibilities and Approval

The Accounting Officer is required by the Municipal Finance Management Act (Act 56 of 2003), to maintain adequate accounting records and is responsible for the content and integrity of the Annual Financial Statements and related financial information included in this report. It is the responsibility of the Accounting Officer to ensure that the Annual Financial Statements fairly present the state of affairs of the municipality as at the end of the financial year and the results of its operations and cash flows for the period then ended. The external auditors are engaged to express an independent opinion on the Annual Financial Statements and are given unrestricted access to all financial records and related data.

The Annual Financial Statements have been prepared in accordance with Standards of Generally Recognised Accounting Practice (GRAP) including any interpretations, guidelines and directives issued by the Accounting Standards Board.

The financial statements are based upon appropriate accounting policies consistently applied and supported by reasonable and prudent judgements and estimates.

I, as the accounting officer, acknowledge that I am ultimately responsible for the system of internal financial control established by the municipality and place considerable importance on maintaining a strong control environment. To enable me to meet these responsibilities, I have set standards for internal control aimed at reducing the risk of error or deficit in a cost-effective manner. The standards include the proper delegation of responsibilities within a clearly defined framework, effective accounting procedures and adequate segregation of duties to ensure an acceptable level of risk. These controls are monitored throughout the municipality and all employees are required to maintain the highest ethical standards in ensuring the municipality's business is conducted in a manner that in all reasonable circumstances is above reproach. The focus of risk management in the municipality is on identifying, assessing, managing and monitoring all known forms of risk across the municipality. While operating risk cannot be fully eliminated, the municipality endeavors to minimise it by ensuring that appropriate infrastructure, controls, systems and ethical behaviour are applied and managed within predetermined procedures and constraints.

I am of the opinion, based on the information and explanations given by management, that the system of internal control provides reasonable assurance that the financial records may be relied on for the preparation of the Annual Financial Statements. However, any system of internal financial control can provide only reasonable, and not absolute, assurance against material misstatement or deficit.

I certify that salaries, allowances and benefits of councillors, as disclosed in note number 25 of the Annual Financial Statements are within the upper limits of the framework envisaged in section 219 of the Constitution, read in conjunction with the Remuneration of Public Office Bearers Act and the Minister of Provincial and Local Government's determination in accordance with this Act.

I have reviewed the municipality's cash flow forecast for the period ending to 30 June 2026 and, in the light of this review and the current financial position, I am satisfied that the municipality has access to adequate resources to continue in operational existence for the foreseeable future.

The municipality has implemented National Treasury's Municipal Standard Chart of Accounts. The new chart is designed to enhance comparability between municipalities and therefore results in information disclosed being more understandable, relevant, reliable and comparable. Due to the implementation of the revised chart, certain comparative figures may need restatement to allow a comparison between the current period figures and the prior year's figures that were presented based on the old municipal chart of accounts.

The Annual Financial Statements have been prepared on the going concern basis, were approved on 29 August 2025 and were signed on its behalf by:



Mr NC Zezi (Accounting Officer), Bachelor of Education, Executive Municipal Leadership Programme, Specialist Local Government Law and Municipal Administration, Postgraduate Diploma in Governance and Political Transformation, Masters in Public Administration, Masters in Governance and Political Transformation

Dr Nkosazana Dlamini Zuma Local Municipality
Annual Financial Statements for the year ended 30 June 2025

Statement of Financial Position as at 30 June 2025

	Note	2025 R	Restated 2024 R
ASSETS			
Current Assets			
Receivables from non-exchange transactions	3.1	68 777 823	56 904 513
Receivables from exchange transactions	3.2	6 404 569	6 477 160
Cash and cash equivalents	4	133 328 175	139 435 415
		208 510 567	202 817 088
Non-Current Assets			
Investment property	5	30 780 000	30 302 000
Property, plant and equipment	6	559 905 793	538 681 794
Intangible assets	7	745 571	854 823
		591 431 364	569 838 617
Total Assets		799 941 931	772 655 705
LIABILITIES			
Current Liabilities			
Finance lease obligation	8	120 408	264 243
Payables from exchange transactions	9	49 285 739	51 030 714
Payables from non-exchange transactions	10	532 870	-
Long service awards obligation	11.2	381 410	428 000
Post retirement health care benefits	11.3	87 695	108 000
		50 408 122	51 830 957
Non Current Liabilities			
Finance lease obligation	8	-	120 408
Provision for landfill site rehabilitation	11.1	12 224 504	11 367 450
Long service awards obligation	11.2	3 949 757	3 783 000
Post retirement health care benefits	11.3	10 110 629	8 076 000
		26 284 890	23 346 858
Total Liabilities		76 693 011	75 177 814
Net Assets		723 248 920	697 477 890
TOTAL NET ASSETS			
Housing operating account	12	4 681 925	6 228 239
Accumulated surplus		718 566 994	691 249 651
Total Net Assets		723 248 920	697 477 890

Dr Nkosazana Dlamini Zuma Local Municipality

Annual Financial Statements for the year ended 30 June 2025

Statement of Financial Performance for the period ended 30 June 2025

	Note	2025 R	Restated 2024 R
Revenue	13		
<i>Revenue from exchange transactions</i>			
Service charges	14	4 527 879	4 378 912
Licences and permits	15	690 682	512 125
Agency services	16	605 400	609 274
Rental of facilities and equipment	17	1 884 751	2 353 721
Other income	18	771 760	1 899 991
Contract revenue	43	4 786 087	6 575 466
Interest received	19	13 671 748	15 970 079
Gain on disposal of assets		425 000	-
<i>Total revenue from exchange transactions</i>		27 363 306	32 299 567
<i>Revenue from non exchange transactions</i>			
Property rates	20	44 314 687	42 391 594
Penalties on property rates	20	9 065 522	7 552 571
Government grants and subsidies	21	211 530 020	202 952 905
Assets donated	22	149 606	-
Traffic fines		555 400	337 200
Pound Fees		355 677	407 633
Incidental Cash Surpluses	23	39 310	162 716
<i>Total revenue from non exchange transactions</i>		266 010 222	253 804 619
Total revenue		293 373 528	286 104 187
Expenditure			
Employee related costs	24	93 885 340	91 106 893
Remuneration of councillors	25	12 750 323	12 497 840
Depreciation, impairment and amortisation	26	52 809 672	48 554 513
Finance costs	27	2 798 988	2 412 236
Debt impairment	28	2 566 199	23 999 385
Operational Costs	29	105 169 976	97 986 600
Total expenditure		269 980 498	276 557 466
Total revenue		293 373 528	286 104 187
Total expenditure		269 980 498	276 557 466
Operating surplus		23 393 030	9 546 720
Fair value adjustments	5	2 378 000	10 570 000
		2 378 000	10 570 000
Surplus for the year		25 771 030	20 116 720

Dr Nkosazana Dlamini Zuma Local Municipality
Annual Financial Statements for the year ended 30 June 2025

Statement of Changes in Net Assets for the period ended 30 June 2025

	Note	Housing Operating Account R	Accumulated Surplus R	Net Assets R
Previously reported balance at 1 July 2023		6 830 756	670 467 075	677 297 831
Correction of error	44	-	63 338	63 338
Restated Balance at 1 July 2023		6 830 756	670 530 413	677 361 169
Changes in net assets				
Surplus for the period			20 116 720	20 116 720
Transfer Housing Operating Account interest on call	12	578 643	(578 643)	-
Transfer Housing Operating Account expenditure incurred		(1 181 160)	1 181 160	-
Total changes		(602 517)	20 719 238	20 116 720
Balance at 30 June 2024(Restated)		6 228 239	691 249 651	697 477 890
Changes in net assets				
Surplus for the period		-	25 771 030	25 771 030
Transfer Housing Operating Account interest on call	12	393 108	(393 108)	-
Transfer Housing Operating Account expenditure incurred		(1 939 422)	1 939 422	-
Total changes		(1 546 314)	27 317 344	25 771 030
Balance at 30 June 2025		4 681 925	718 566 994	723 248 920

Dr Nkosazana Dlamini Zuma Local Municipality

Annual Financial Statements for the year ended 30 June 2025

Cash Flow Statement for the period ended 30 June 2025

		2025	Restated
	Note	R	2024
		R	R
Cash flows from operating activities			
Receipts		260 723 676	236 568 045
Cash receipts from taxes, levies and fines		35 409 712	26 682 678
Cash receipts from charges for goods and services		6 059 129	3 734 180
Cash receipts from royalties, fees, commissions and other revenue		2 386 108	2 391 259
Cash receipts from grants or transfers and other appropriations		212 062 890	196 597 943
Cash receipts from insurance entity		19 749	586 520
cash receipts from contracts		4 786 087	6 575 466
Payments		(209 058 920)	(199 372 076)
Cash payments to and on behalf of employees and Councillors		(105 081 449)	(103 347 297)
Cash payments to suppliers for goods and services;		(95 806 266)	(86 975 892)
Cash payments of an insurance entity for premiums		(3 385 118)	(2 473 421)
cash payments for contracts held		(4 786 087)	(6 575 466)
Net cash flows from operating activities before interest	30	51 664 755	37 195 970
Interest received		16 940 174	16 025 900
Interest paid		(41 012)	(70 172)
Net cash flows from operating activities after interest		68 563 917	53 151 698
Cash flows from investing activities			
Cash payments to acquire property, plant assets		(75 005 628)	(71 479 680)
Cash payments to acquire intangibles		(1 626 286)	(1 259 513)
Cash receipts from sales of property, plant and equipment assets		-	-
Cash receipts from sales of Investment property assets		2 225 000	-
Net cash flows from investing activities		(74 406 913)	(72 739 193)
Cash flows from financing activities			
Cash payments for the reduction of finance lease		(264 243)	(232 835)
Net cash flows from financing activities		(264 243)	(232 835)
Net increase/(decrease) in cash and cash equivalents		(6 107 239)	(19 820 330)
Net cash and cash equivalents at the beginning of the period		139 435 415	159 255 744
Net cash and cash equivalents at the end of the period	4	133 328 175	139 435 415

Dr Nkosazana Dlamini Zuma Local Municipality						
Annual Financial Statements for the year ended 30 June 2025						
Segment reporting statement for the period ended 30 June 2025						
	Governance and administration	Community and public safety	Economic and environmental services	Trading Services	Unallocated	Total
	R	R	R	R	R	R
Segment Revenue						
Service charges	-	-	-	4 527 879	-	4 527 879
Licences and permits	-	690 682	-	-	-	690 682
Agency services	-	605 400	-	-	-	605 400
Rental of facilities and equipment	-	1 884 751	-	-	-	1 884 751
Contract revenue	-	-	4 786 087	-	-	4 786 087
Other income	334 717	4 465	133 499	299 079	-	771 760
Interest revenue	13 671 748	-	-	-	-	13 671 748
Gain on disposal of assets	425 000	-	-	-	-	425 000
External revenue from exchange transactions	14 431 465	3 185 297	4 919 586	4 826 958	-	27 363 306
Property rates	44 314 687	-	-	-	-	44 314 687
Penalties on property rates	9 065 522	-	-	-	-	9 065 522
Government grants and subsidies	174 471 890	4 873 000	32 185 130	-	-	211 530 020
Assets donated	-	149 606	-	-	-	149 606
Traffic fines	-	555 400	-	-	-	555 400
Pound Fees	-	355 677	-	-	-	355 677
Incidental Cash Surpluses	39 310	-	-	-	-	39 310
External revenue from non-exchange transactions	227 891 409	5 933 683	32 185 130	-	-	266 010 222
Segment Expenses						
Employee related costs	(35 609 271)	(27 070 349)	(24 352 062)	(6 853 658)	-	(93 885 340)
Remuneration of councillors	(12 750 323)	-	-	-	-	(12 750 323)
Depreciation, impairment and amortisation	(6 000 913)	(15 173 864)	(30 970 331)	(664 564)	-	(52 809 672)
Finance costs	(2 798 988)	-	-	-	-	(2 798 988)
Debt impairment	(2 566 199)	-	-	-	-	(2 566 199)
Operational Costs	(53 717 542)	(36 149 991)	(12 076 691)	(3 225 751)	-	(105 169 976)
Total segment expenses	(113 443 236)	(78 394 204)	(67 399 084)	(10 743 973)	-	(269 980 497)
Fair value adjustments	2 378 000	-	-	-	-	2 378 000
Surplus/deficit for the year	116 826 173	(72 460 521)	(35 213 954)	(10 743 973)	-	25 771 031
	Governance and administration	Community and public safety	Economic and environmental services	Trading Services	Unallocated	Total
Other Information						
Segment assets	159 797 621	284 709 440	219 313 456	2 798 155	133 323 259	799 941 931
Segment liabilities	(38 673 840)	(6 948 499)	(29 311 455)	(1 759 218)	-	(76 693 011)
Additions/(adjustment) to non-current assets	14 514 756	32 050 719	29 909 003	-	-	76 474 478
Non-cash revenue (included above)	-	149 606	-	-	-	149 606
Non-cash expenses (included above)	(8 567 112)	(15 173 864)	(30 970 331)	(664 564)	-	(55 375 871)

Dr Nkosazana Dlamini Zuma Local Municipality						
Annual Financial Statements for the year ended 30 June 2025						
Segment reporting statement for the period ended 30 June 2024						Restated
	Governance and administration R	Community and public safety R	Economic and environmental services R	Trading Services R	Unallocated R	Total
Segment Revenue						
Service charges	-	-	-	4 378 912	-	4 378 912
Licences and permits	-	512 125	-	-	-	512 125
Agency services	-	609 274	-	-	-	609 274
Rental of facilities and equipment	-	2 353 721	-	-	-	2 353 721
Contract revenue	-	-	6 575 466	-	-	6 575 466
Other income	1 534 027	3 199	137 418	225 347	-	1 899 991
Interest revenue	15 970 079	-	-	-	-	15 970 079
External revenue from exchange transactions	17 504 106	3 478 319	6 712 883	4 604 259	-	32 299 567
Property rates	42 391 594	-	-	-	-	42 391 594
Penalties on property rates	7 552 571	-	-	-	-	7 552 571
Government grants and subsidies	166 951 905	4 169 000	31 832 000	-	-	202 952 905
Assets donated	-	-	-	-	-	-
Traffic fines	-	337 200	-	-	-	337 200
Pound Fees	-	407 633	-	-	-	407 633
Incidental Cash Surpluses	162 716	-	-	-	-	162 716
External revenue from non-exchange transactions	217 058 786	4 913 833	31 832 000	-	-	253 804 619
Segment Expenses						
Employee related costs	(34 458 908)	(23 048 573)	(26 728 297)	(6 871 115)	-	(91 106 893)
Remuneration of councillors	(12 497 840)	-	-	-	-	(12 497 840)
Depreciation, impairment and amortisation	(4 744 714)	(14 636 700)	(28 450 361)	(722 738)	-	(48 554 514)
Finance costs	(2 412 236)	-	-	-	-	(2 412 236)
Debt impairment	(23 999 385)	-	-	-	-	(23 999 385)
Operational Costs	(43 890 040)	(8 575 810)	(42 369 994)	(3 150 756)	-	(97 986 600)
Total segment expenses	(122 003 124)	(46 261 083)	(97 548 652)	(10 744 608)	-	(276 557 467)
Fair value adjustments	10 570 000	-	-	-	-	10 570 000
Surplus/deficit for the year	123 129 769	(37 868 931)	(59 003 769)	(6 140 349)	-	20 116 720
	Governance and administration	Community and public safety	Economic and environmental services	Trading Services	Unallocated	Total
Other Information						
Segment assets	137 489 989	283 910 900	202 070 171	9 749 230	139 435 415	772 655 705
Segment liabilities	(30 786 243)	(6 445 300)	(21 652 650)	(16 293 621)	-	(75 177 814)
Additions/(adjustment) to non-current assets	14 756 525	33 005 278	33 717 910	913 576	-	82 393 289
Non-cash revenue (included above)	-	-	-	-	-	-
Non-cash expenses (included above)	(29 083 622)	(14 636 700)	(28 450 361)	(722 738)	-	(72 893 422)

Dr Nkosazana Dlamini Zuma Local Municipality Annual Financial Statements for the year ended 30 June 2025							
Statement of Comparison of Budget and Actual amounts							
	Original Budget	Budget Adjustments	Final Budget	Actual	Difference between final budget and actual	Variances comments Ref No.	% Variance Between Final Budget & Actuals
	R	R	R	R	R		
Statement of Financial Performance							
Revenue							
Revenue from exchange transactions							
Service charges	4 615 019	59 034	4 674 053	4 527 879	(146 174)		-3%
Rental of facilities and equipment	1 583 170	-	1 583 170	1 884 751	301 581	1	19%
Licences and permits	428 349	-	428 349	690 682	262 333	2	61%
Agency services	721 681	-	721 681	605 400	(116 281)	3	-16%
Contract revenue	5 419 131	-	5 419 131	4 786 087	(633 044)	4	-12%
Other income	793 115	-	793 115	771 760	(21 355)		-3%
Interest received	16 026 507	-	16 026 507	13 671 748	(2 354 759)	5	-15%
Gains on disposal of assets	-	-	-	425 000	425 000	6	100%
Total revenue from exchange transactions	29 586 972	59 034	29 646 006	27 363 306	(2 282 700)		-8%
Revenue from non-exchange transactions							
Property rates	44 115 630	473 723	44 589 353	44 314 687	(274 666)		-1%
Property rates - penalties	5 936 843	-	5 936 843	9 065 522	3 128 679	7	53%
Incidental cash surpluses, fines, penalties and forfeits (traffic fines & pound fees)	938 700	1 660 000	2 598 700	950 387	(1 648 313)	8	-63%
Government grants and subsidies	211 063 000	1 000 000	212 063 000	211 530 020	(532 980)		0%
Assets donated	-	-	-	149 606	149 606	9	100%
Total revenue from non-exchange transactions	262 054 173	3 133 723	265 187 896	266 010 222	822 326		0%
TOTAL REVENUE	291 641 145	3 192 757	294 833 902	293 373 528	-1 460 374		0%
Expenditure							
Employee related costs	102 736 443	(1 917 170)	100 819 273	93 885 340	6 933 933	10	7%
Remuneration of councillors	13 057 458	1 441 288	14 498 746	12 750 323	1 748 423	11	12%
Depreciation, impairment and amortisation	41 230 865	11 632 567	52 863 432	52 809 672	53 759		0%
Finance costs	1 097 123	1 861 589	2 958 712	2 798 988	159 724		5%
Debt impairment	8 645 755	(5 400 000)	3 245 755	2 566 199	679 556	12	21%
Operational costs - contracted services and other expenditure	123 365 661	(4 625 517)	118 740 144	105 169 976	13 570 169	13	11%
	290 133 305	2 992 757	293 126 062	269 980 498	23 145 564		8%
Operating Surplus	1 507 840	200 000	1 707 840	23 393 030	21 685 190		
Fair value adjustments	-	-	-	2 378 000	2 378 000	14	100%
Surplus for the year	1 507 840	200 000	1 707 840	25 771 030	24 063 190		
Cash flow statement							
Net cash flows from operating activities	49 297 481	113 098	49 410 579	68 563 917	(19 153 338)	15	-39%
Net cash flows from investing activities	(104 137 768)	1 168 916	(102 968 852)	(74 406 913)	(28 561 939)	16	28%
Net cash flows from financing activities	-	-	-	(264 243)	264 243	17	-100%
Net increase in cash and cash equivalents	(54 840 287)	1 282 014	(53 558 273)	(6 107 239)	(47 451 034)		
Net cash and cash equivalents at the beginning of the period	139 435 416	-	139 435 416	139 435 416	(0)		0%
Net cash and cash equivalents at the end of the period	84 595 129	1 282 014	85 877 143	133 328 177	(47 451 034)		
Capital expenditure & funds sources							
Capital expenditure							
Transfers recognised - capital	31 318 000	1 399 999	32 717 999	31 318 000	1 399 999		4%
Public contributions & donations	-	-	-	-	-		0%
Borrowing	-	-	-	-	-		0%
Internally generated funds	59 232 823	(5 317 690)	53 915 133	41 152 192	12 762 941	18	24%
Total sources of capital funds	90 550 823	(3 917 691)	86 633 132	72 470 192	14 162 940		16%
Financial position							
Total current assets	117 460 221	41 843 348	159 303 569	208 510 567	(49 206 998)	19	-31%
Total non current assets	623 771 268	(16 825 852)	606 945 416	591 431 364	15 514 052		3%
Total current liabilities	91 414 107	(47 432 512)	43 981 595	50 408 122	(6 426 527)	20	-15%
Total non current liabilities	27 426 598	3 996 260	31 422 858	26 284 890	5 137 968	21	16%
Community wealth/equity or Total net assets	622 390 784	68 453 748	690 844 532	723 248 920	(32 404 388)		-5%

Dr Nkosazana Dlamini Zuma Local Municipality							
Annual Financial Statements for the year ended 30 June 2025							
Statement of Comparison of Budget and Actual amounts							
	Original Budget	Budget Adjustments	Final Budget	Actual	Difference between final budget and actual	Variances comments Ref No.	% Variance Between Final Budget & Actuals
Actual amount on comparable basis presented in the Budget and Actual Comparative Statement							
Significant variances of actual outcomes against budget (with variance greater than 5% of budget) for the year are explained below:							
Statement of Financial Performance							
1	Rental of facilities and equipment - underestimation of revenue from ad-hoc rentals, this is due to budgeting based on historical outcomes and tempered optimism in the local economic and social activities after impacts of lockdowns.						
2	Licences and permits - Underestimation of revenue from Driver/Learner licence application based on historical trends. This is a demand driven revenue item which the municipality has limited control. Municipal youth initiatives towards licencing young drivers has positive spill overs to the community at large.						
3	Agency services - Overestimation of revenue from Department of Transport agency services fees based on historical trends. This is a demand driven revenue item which the municipality has limited control.						
4	Contract Revenue – The revenue was budgeted for using the normal grant recognition principles, however the actual recognition was in accordance with GRAP 11: Construction Contracts. This resulted in a VAT output implication that had not been budgeted for.						
5	Interest received - Interest income was lower than budgeted, mainly due to stagnant and declining interest rates during the period. Furthermore, the municipality's reduced cash and cash equivalent reserves limited the opportunity to generate investment returns.						
6	Gains on Disposal of Assets – The over performance is due to the successful finalisation of the auction of municipal land. The municipality no longer exercises control over the land, and the gains were accordingly recognised.						
7	Property rates - penalties - More penalties were levied than anticipated as a result of the growing gross debtors book, slow recovery of the local economy and loss of income by other residents from the devastating effect of nationwide lockdown which has contributed to an increase in debtors book as other residents could not pay outstanding amounts on time.						
8	Incidental Cash Surpluses, Fines, Penalties and Forfeits – The variance is due to the incorrect budgeting of asset auction proceeds under this line item, whereas the actual results were correctly accounted for under Gains on Disposal of Assets. Apart from this misallocation, incidental cash surpluses, fines, penalties and forfeits performed in line with expectations.						
9	Assets donated - The Department of Arts and Culture did not inform the municipality on time about the assets which the department would be donating to the municipality for libraries, as a result were not included in the budget.						
10	Employee related costs - Savings as a result of measures implemented by management to reduce employee related costs and diligent processes and assessment to be done before the filling of vacant positions and non-payment of performance bonuses.						
11	Remuneration of Councillors – The variance is mainly attributable to lower than-anticipated expenditure on allowances and related benefits, as actual claims and reimbursements were below budgeted level						
12	Debt impairments – Enhanced system stability and increased collection efforts, together with the implementation of the municipality's Credit Control and Debt Collection Policy, led to the timely issuing of statements to debtors and collection procedures. This resulted in improved collection rates and a reduction in the risk of non-recoverability, consistent with the methodology applied						
13	Operational Costs - Delays on appointment of service providers as most of the tenders have to be re-advertised, cost containment regulations yielded positive results, savings and reduction on a number of operational costs items i.e. catering, consultants and professionals and travelling. Prudence exercised on community programmes contributed to the savings as many programmes i.e. OSS, Public participation, Sport and development, Arts and Culture, Community gender forums and all other community outreach related expenses.						
14	Fair Value adjustments - There has been an increase in the value of investment properties based on recent sales in the areas where investment properties are located, based on history an increase/decrease was not catered for in the original/adjustment budget.						
Cash flow statement							
15	Net cash flows from operating activities - Variance as result of the following, delays on appointment of service providers because most of the tenders have to be re-advertised due to potential services provides noncompliance with SCM regulations and poor performance.						
16	Net cash flows from investing activities - Variance as result of the following, delays on appointment of service providers because most of the tenders have to be re-advertised due to potential services provides noncompliance with SCM regulations and poor performance.						
17	Net cash flows from financing activities - Repayment of the remaining current liability portion of liabilities was not budgeted for as lease agreements were only finalised late into the financial year.						
Capital expenditure & funds sources							
18	Internally generated funds - Variance as a result of reasons stated on Variance comment number 16.						
Statement of Financial position							
19	Total current assets - Variance due to growing debtors book as a result of matters disclosed in number 7 and 12						
20	Total current liabilities - Variance as a result of budgets being prepared with the understanding that good measures introduced to reduce creditors which also helps our suppliers with their cashflows, which aligns with the municipality's commitment to assisting Small, Medium and Micro Enterprises (SMMEs) avoid serious adverse impact on the financial health due to delayed payment which has been implemented but the late arrival of invoices at financial year end resulted in a significant balance in trade payables/accruals.						
21	Total non-current liabilities - Variance as result of delays in processes to get approval for another landfill site which delays the processes to start rehabilitation for one of the landfill sites, which led to the municipality obtaining a renew of licence for landfill site.						

Dr Nkosazana Dlamini Zuma Local Municipality

Annual Financial Statements for the year ended 30 June 2025

Accounting Policies

1. Presentation of Annual Financial Statements

These financial statements have been prepared on an accrual basis of accounting and are in accordance with historical cost convention as the basis of measurement, unless specified otherwise.

Assets, liabilities, revenues and expenses are not offset, except where offsetting is either required or permitted by a Standard of GRAP.

A summary of the significant accounting policies, which have been consistently applied in the preparation of these financial statements, is disclosed below.

1.1 Presentation currency

These financial statements are presented in South African Rand, which is the functional currency of the municipality.

1.2 Going concern assumption

These financial statements have been prepared based on the expectation that the municipality will continue to operate as a going concern for at least the next 12 months.

1.3 Significant judgments and sources of estimation uncertainty

In preparing the financial statements, management made estimates and assumptions that affect the amounts represented in the financial statements and related disclosures. Using available information and applying professional judgement is inherent in the formation of estimates. Actual results in the future could differ from these estimates which may be material to the financial statements.

Receivables

The municipality assesses its receivables for impairment at the end of each reporting period. In determining whether an impairment loss should be recorded in surplus or deficit, management makes judgement as to whether there is observable data indicating a measurable decrease in the estimated future cash flows from a financial asset.

The provision for impairment of receivables exists due to the possibility that these debts will not be recovered. In assessing receivables for potential impairment debtors are assessed at individual level and on aggregate. Debtors with similar credit risk characteristics are collectively assessed for impairment. Furthermore; In assessing whether there is any indication that a financial asset receivable, or group of receivables, may be impaired the result from the following factors were considered, significant financial difficulty of the debtor, sequestration, liquidation or other financial re-organisation of the debtors, breach of arrangement contracts and adverse changes in the economy. which are evidenced in debtors payment patterns.

Provisions

Management determines an estimate based on the information available.

Useful lives of property, plant and equipment and intangible assets

The municipality's management determines the estimated useful lives and related depreciation charges for property, plant and equipment and intangible assets in accordance with Local Government Capital Asset Management Guideline of 2008. This estimate is based on the condition and use of the individual assets, in order to determine the remaining period over which the asset can and will be used.

Effective interest rate

The municipality uses the ruling overdraft rate to discount future cash flows in the event of it being material.

1.4 Investment property

Investment property is property held to earn rentals or for capital appreciation or both, rather than for:

- use in the production or supply of goods or services, or for
- administrative purposes; or for
- sale in the ordinary course of operations.

Owner-occupied property is property held for use in the provision of services or for administrative purposes.

Investment property is recognised as an asset when, it is probable that the future economic benefits or service potential that are associated with the investment property will flow to the municipality, and the cost or fair value of the investment property can be measured reliably.

Investment property is initially recognised at cost (transaction costs are included in the initial measurement).

Where investment property is acquired through a non-exchange transaction, its cost is its fair value as at the date of acquisition.

Dr Nkosazana Dlamini Zuma Local Municipality

Annual Financial Statements for the year ended 30 June 2025

Accounting Policies

	<p>Costs include costs incurred initially and costs incurred subsequently to add to, or to replace a part of, or service a property. If a replacement part is recognised in the carrying amount of the investment property, the carrying amount of the replaced part is derecognised.</p> <p>Fair value</p> <p>Subsequent to initial measurement investment property is measured at fair value. The fair value of investment property reflects market conditions at the reporting date. A gain or loss arising from a change in fair value is included in net surplus or deficit for the period in which it arises.</p>																																										
1.5	<p>Property, plant and equipment</p> <p>Property, plant and equipment are tangible non-current assets (including infrastructure assets) that are held for use in the supply of services, rental to others, or for administrative purposes, and are expected to be used during more than one period.</p> <p>The cost of an item of property, plant and equipment is recognised as an asset when it is probable that future economic benefits or service potential associated with the item will flow to the municipality; and the cost of the item can be measured reliably. Property, plant and equipment is initially measured at cost.</p> <p>The cost of an item of property, plant and equipment is the purchase price and other costs attributable to bring the asset to the location and condition necessary for it to be capable of operating in the manner intended by management. Trade discounts and rebates are deducted in arriving at the cost. Where an asset is acquired through a non-exchange transaction, its cost is its fair value as at date of acquisition.</p> <p>Where an item of property, plant and equipment is acquired in exchange for a non-monetary asset or monetary assets, or a combination of monetary and non-monetary assets, the asset acquired is initially measured at fair value (the cost). If the acquired item's fair value was not determinable, it's deemed cost is the carrying amount of the asset(s) given up.</p> <p>When significant components of an item of property, plant and equipment have different useful lives, they are accounted for as separate items (major components) of property, plant and equipment.</p> <p>Costs include costs incurred initially to acquire or construct an item of property, plant and equipment and costs incurred subsequently to add to, replace part of, or service it. If a replacement cost is recognised in the carrying amount of an item of property, plant and equipment, the carrying amount of the replaced part is derecognised.</p> <p>Recognition of costs in the carrying amount of an item of property, plant and equipment ceases when the item is in the location and condition necessary for it to be capable of operating in the manner intended by management.</p> <p>Property, plant and equipment is carried at cost less accumulated depreciation and any impairment losses.</p> <p>Property, plant and equipment is depreciated on the straight line basis over expected useful lives to estimated residual value. Land is stated at cost and is not depreciated as it is deemed to have an indefinite useful life. The useful lives of items of property, plant and equipment have been assessed as follows:</p> <table> <tr> <th>Asset Class</th><th>Average useful life</th></tr> <tr> <td>Infrastructure:</td><td></td></tr> <tr> <td>Streetlights</td><td>1 - 80 Years</td></tr> <tr> <td>Roads</td><td>1 - 50 Years</td></tr> <tr> <td>Pedestrian Footways</td><td>1 - 50 Years</td></tr> <tr> <td>Community Assets:</td><td></td></tr> <tr> <td>Office buildings</td><td>1 - 30 Years</td></tr> <tr> <td>Cemeteries</td><td>1 - 30 Years</td></tr> <tr> <td>Community centres and halls</td><td>1 - 30 Years</td></tr> <tr> <td>Libraries</td><td>1 - 30 Years</td></tr> <tr> <td>Sports and related stadiums</td><td>1 - 30 Years</td></tr> <tr> <td>Golf courses</td><td>1 - 20 Years</td></tr> <tr> <td>Flood lighting</td><td>1 - 15 Years</td></tr> <tr> <td>Park homes</td><td>1 - 15 Years</td></tr> <tr> <td>Car wash</td><td>1 - 10 Years</td></tr> <tr> <td>Houses / hostels</td><td>1 - 30 Years</td></tr> <tr> <td>Taxi rank</td><td>1 - 15 Years</td></tr> <tr> <td>Other Assets:</td><td></td></tr> <tr> <td>Office equipment</td><td>1 - 17 Years</td></tr> <tr> <td>Office machines</td><td>1 - 7 Years</td></tr> <tr> <td>Air conditioners</td><td>1 - 10 Years</td></tr> </table>	Asset Class	Average useful life	Infrastructure:		Streetlights	1 - 80 Years	Roads	1 - 50 Years	Pedestrian Footways	1 - 50 Years	Community Assets:		Office buildings	1 - 30 Years	Cemeteries	1 - 30 Years	Community centres and halls	1 - 30 Years	Libraries	1 - 30 Years	Sports and related stadiums	1 - 30 Years	Golf courses	1 - 20 Years	Flood lighting	1 - 15 Years	Park homes	1 - 15 Years	Car wash	1 - 10 Years	Houses / hostels	1 - 30 Years	Taxi rank	1 - 15 Years	Other Assets:		Office equipment	1 - 17 Years	Office machines	1 - 7 Years	Air conditioners	1 - 10 Years
Asset Class	Average useful life																																										
Infrastructure:																																											
Streetlights	1 - 80 Years																																										
Roads	1 - 50 Years																																										
Pedestrian Footways	1 - 50 Years																																										
Community Assets:																																											
Office buildings	1 - 30 Years																																										
Cemeteries	1 - 30 Years																																										
Community centres and halls	1 - 30 Years																																										
Libraries	1 - 30 Years																																										
Sports and related stadiums	1 - 30 Years																																										
Golf courses	1 - 20 Years																																										
Flood lighting	1 - 15 Years																																										
Park homes	1 - 15 Years																																										
Car wash	1 - 10 Years																																										
Houses / hostels	1 - 30 Years																																										
Taxi rank	1 - 15 Years																																										
Other Assets:																																											
Office equipment	1 - 17 Years																																										
Office machines	1 - 7 Years																																										
Air conditioners	1 - 10 Years																																										

Dr Nkosazana Dlamini Zuma Local Municipality

Annual Financial Statements for the year ended 30 June 2025

Accounting Policies

Furniture and fittings	1 - 15 Years
Fire extinguishers	1 - 10 Years
Other firefighting equipment	1 - 15 Years
Computer equipment	1 - 13 Years
Security measures	1 - 20 Years
Train	1 - 30 Years
Engine	1 - 10 Years
Generator	1 - 10 Years
Boiler	1 - 10 Years
Loud hailer / Public Address System	1 - 10 Years
Fencing	1 - 20 Years
Motor vehicles:	
Truck and light delivery vehicles	1 - 7 Years
Mini-bus and delivery vehicles	1 - 7 Years
Tractors	1 - 7 Years
Fencing	1 - 5 Years
Plant and equipment	
Graders	1 - 20 Years
Lawn mowers	1 - 20 Years
Compressors	1 - 20 Years
Firearms	1 - 20 Years
Radio equipment	1 - 10 Years

The residual value, the useful life and depreciation method of each asset are reviewed at the end of each reporting date. If the expectations differ from previous estimates, the change is accounted for as a change in accounting estimate. Reviewing the useful life of an asset on an annual basis does not require the entity to amend the previous estimate unless expectations differ from the previous estimate.

Each part of an item of property, plant and equipment with a cost that is significant in relation to the total cost of the item is depreciated separately. The depreciation charge for each period is recognised in surplus or deficit unless it is included in the carrying amount of another asset.

Items of property, plant and equipment are derecognised when the asset is disposed of or when there are no further economic benefits or service potential expected from the use of the asset. The gain or loss arising from the derecognition of an item of property, plant and equipment is included in surplus or deficit when the item is derecognised. The gain or loss arising from the derecognition of an item of property, plant and equipment is determined as the difference between the net disposal proceeds, if any, and the carrying amount of the item.

Assets under construction - Work in progress

Assets under construction are stated at historical cost. Depreciation only commences when the asset is available for use.

Leased assets

Assets capitalised under finance leases are depreciated over their expected useful lives on the same basis as Property, Plant and Equipment controlled by the municipality or, where shorter, the term of the relevant lease if there is no reasonable certainty that the municipality will obtain ownership by the end of the lease term.

1.6 Accounting by principals or agents

A principal-agent arrangement results from a binding arrangement in which one entity, the municipality, undertakes transactions with third parties on behalf, and for the benefit of, another entity, the principal. The municipality recognises increases in assets and related increases in liabilities on receipt of the related funding. The liability is reduced when the amounts are spent in accordance with fund conditions.

1.7 Intangible assets

An intangible asset is recognised when it is probable that the expected future economic benefits or service potential that are attributable to the asset will flow to the municipality; and the cost or fair value of the asset can be measured reliably. The municipality assesses the probability of expected future economic benefits or service potential using reasonable and supportable assumptions that represent management's best estimate of the set of economic conditions that will exist over the useful life of the asset.

Where an intangible asset is acquired through a non-exchange transaction, its initial cost at the date of acquisition is measured at its fair value as at that date.

Dr Nkosazana Dlamini Zuma Local Municipality

Annual Financial Statements for the year ended 30 June 2025

Accounting Policies

An intangible asset is regarded as having an indefinite useful life when, based on all relevant factors, there is no foreseeable limit to the period over which the asset is expected to generate net cash inflows or service potential. Amortisation is not provided for these intangible assets, but they are tested for impairment annually and whenever there is an indication that the asset may be impaired. For all other intangible assets amortisation is provided on a straight line basis over their useful life.

The amortisation period and the amortisation method for intangible assets are reviewed at each reporting date.

Reassessing the useful life of an intangible asset with a finite useful life after it was classified as indefinite is an indicator that the asset may be impaired. As a result the asset is tested for impairment and the remaining carrying amount is amortised over its useful life.

Amortisation is provided to write down intangible assets, on a straight line basis, to residual values as follows:

Item	Useful life
Computer software	1 - 12 Years

Intangible assets are derecognised on disposal or when no future economic benefits or service potential are expected from use or disposal. The gain or loss is the difference between the net disposal proceeds, if any, and the carrying amount and is recognised in surplus or deficit when the asset is derecognised.

1.8 Financial instruments

A financial instrument is any contract that gives rise to a financial asset of one entity and a financial liability or a residual interest of another entity.

The amortised cost of a financial asset or financial liability is the amount at which the financial asset or financial liability is measured at initial recognition minus principal repayments, plus or minus the cumulative amortisation using the effective interest method of any difference between that initial amount and the maturity amount, and minus any reduction (directly or through the use of an allowance account) for impairment.

Credit risk is the risk that one party to a financial instrument will cause a financial loss for the other party by failing to discharge an obligation.

Derecognition is the removal of a previously recognised financial asset or financial liability from an entity's statement of financial position.

The effective interest method is a method of calculating the amortised cost of a financial asset or a financial liability (or group of financial assets or financial liabilities) and of allocating the interest income or interest expense over the relevant period. The effective interest rate is the rate that exactly discounts estimated future cash payments or receipts through the expected life of the financial instrument or, when appropriate, a shorter period to the net carrying amount of the financial asset or financial liability. When calculating the effective interest rate, an entity shall estimate cash flows considering all contractual terms of the financial instrument (for example, prepayment, call and similar options) but shall not consider future credit losses. The calculation includes all fees and points paid or received between parties to the contract that are an integral part of the effective interest rate (see the Standard of GRAP on Revenue from Exchange Transactions), transaction costs, and all other premiums or discounts. There is a presumption that the cash flows and the expected life of a group of similar financial instruments can be estimated reliably. However, in those rare cases when it is not possible to reliably estimate the cash flows or the expected life of a financial instrument (or group of financial instruments), the entity shall use the contractual cash flows over the full contractual term of the financial instrument (or group of financial instruments).

Fair value is the amount for which an asset could be exchanged, or a liability settled, between knowledgeable willing parties in an arm's length transaction.

A financial asset is cash, or a contractual right to receive cash or another financial asset from another entity or exchange financial assets or financial liabilities with another entity under conditions that potentially favourable to the entity.

A financial liability is any liability that is a contractual obligation to deliver cash or another financial asset to another entity; or exchange financial assets or financial liabilities under conditions that are potentially unfavourable to the entity.

Interest rate risk is the risk that the fair value or future cash flows of a financial instrument will fluctuate because of changes in market interest rates.

Dr Nkosazana Dlamini Zuma Local Municipality

Annual Financial Statements for the year ended 30 June 2025

Accounting Policies

Liquidity risk is the risk encountered by an entity in the event of difficulty in meeting obligations associated with financial liabilities that are settled by delivering cash or another financial asset.

Loans payable are financial liabilities, other than short-term payables on normal credit terms.

A financial asset is past due when a counterparty has failed to make a payment when contractually due.

Financial instruments at amortised cost are non-derivative financial assets or non-derivative financial liabilities that have fixed or determinable payments, excluding those instruments that the entity designates at fair value at initial recognition; or are held for trading.

Classification

The municipality has the following types of financial assets (classes and category) as reflected on the face of the statement of financial position or in the notes thereto:

Type of Financial Asset

Receivables from exchange transactions

Cash and cash equivalents

Classification in terms of GRAP 104

Financial asset measured at amortised cost

Financial asset measured at amortised cost

The entity has the following types of financial liabilities (classes and category) as reflected on the face of the statement of financial position or in the notes thereto:

Type of Financial Liability

Payables from exchange transactions

Finance lease obligation

External loan

Classification in terms of GRAP 104

Financial liability measured at amortised cost

Financial liability measured at amortised cost

Financial liability measured at amortised cost

Initial recognition

The municipality recognises a financial asset or a financial liability in its statement of financial position when it becomes a party to the contractual provisions of the instrument.

The municipality recognises financial assets using trade date accounting.

Initial measurement of financial assets and financial liabilities

The municipality initially measures a financial asset and financial liability at its fair value plus transaction costs that are directly attributable to the acquisition or issue of the financial asset or financial liability.

Subsequent measurement of financial assets and financial liabilities

The municipality measures all financial assets and financial liabilities after initial recognition at amortised cost.

All financial assets measured at amortised cost, or at cost, are subject to an impairment review.

Derecognition

Financial assets

The municipality derecognizes financial assets using trade date accounting. The entity derecognizes a financial asset only when:

The contractual rights to the cash flows from the financial asset expire, are settled or waived;

Financial liabilities

The municipality removes a financial liability (or a part of a financial liability) from its statement of financial position when it is extinguished i.e. when the obligation specified in the contract is discharged, cancelled, expires or waived.

Presentation

Interest relating to a financial instrument or a component that is a financial liability is recognised as revenue or expense in surplus or deficit. Losses and gains relating to a financial instrument or a component that is a financial liability is recognised as revenue or expense in surplus or deficit.

A financial asset and a financial liability are only offset and the net amount presented in the statement of financial position when the municipality currently has a legally enforceable right to set off the recognised amounts and intends either to settle on a net basis, or to realize the asset and settle the liability simultaneously.

Dr Nkosazana Dlamini Zuma Local Municipality

Annual Financial Statements for the year ended 30 June 2025

Accounting Policies

1.9 Impairment of non-cash-generating assets

Cash-generating assets are those assets held by the municipality with the primary objective of generating a commercial return. When an asset is deployed in a manner consistent with that adopted by a profit-orientated entity, it generates a commercial return. Non-cash-generating assets are assets other than cash-generating assets.

Impairment is a loss in the future economic benefits or service potential of an asset, over and above the systematic recognition of the loss of the asset's future economic benefits or service potential through depreciation (amortisation).

Carrying amount is the amount at which an asset is recognised in the statement of financial position after deducting any accumulated depreciation and accumulated impairment losses thereon.

Costs of disposal are incremental costs directly attributable to the disposal of an asset, excluding finance costs and income tax expense.

Depreciation (amortisation) is the systematic allocation of the depreciable amount of an asset over its useful life.

Fair value less costs to sell is the amount obtainable from the sale of an asset in an arm's length transaction between knowledgeable, willing parties, less the costs of disposal.

Recoverable service amount is the higher of a non-cash-generating asset's fair value less costs to sell and its value in use. Useful life is either the period of time over which an asset is expected to be used by the municipality; or the number of production or similar units expected to be obtained from the asset by the municipality.

1.10 Employee benefits

Employee benefits are all forms of consideration given by the entity in exchange for service rendered by employees. Termination benefits are employee benefits payable as a result of either an entity's decision to terminate an employee's employment before the normal retirement date; or an employee's decision to accept voluntary redundancy in exchange for those benefits.

Other long-term employee benefits are employee benefits (other than post-employment benefits and termination benefits) that are not due to be settled within twelve months after the end of the period in which the employees render the related service.

Vested employee benefits are employee benefits that are not conditional on future employment.

A constructive obligation is an obligation that derives from the entity's actions whereby an established pattern of past practice, published policies or a sufficiently specific current statement, the entity has indicated to other parties that it will accept certain responsibilities and as a result, the entity has created a valid expectation on the part of those other parties that it will discharge those responsibilities.

Short-term employee benefits

Short-term employee benefits are employee benefits (other than termination benefits) that are due to be settled within twelve months after the end of the period in which the employees render the related service.

Short-term employee benefits include items such as:

Salaries, wages and social security contributions;

Short-term compensated absences (such as paid annual leave and paid sick leave) where the compensation for the absences is due to be settled within twelve months after the end of the reporting period in which the employees render the related employee service;

Bonus, incentive and performance related payments payable within twelve months after the end of the reporting period in which the employees render the related service; and

Non-monetary benefits (for example, medical care, and free or subsidised goods or services such as housing, cars and cell phones) for current employees.

When an employee has rendered service to the entity during a reporting period, the entity recognises the undiscounted amount of short-term employee benefits expected to be paid in exchange for that service:

As a liability (accrued expense), after deducting any amount already paid. If the amount already paid exceeds the undiscounted amount of the benefits, the entity recognise that excess as an asset (prepaid expense) to the extent that the prepayment will lead to, for example, a reduction in future payments or a cash refund; and

As an expense, unless another Standard requires or permits the inclusion of the benefits in the cost of an asset.

Dr Nkosazana Dlamini Zuma Local Municipality

Annual Financial Statements for the year ended 30 June 2025

Accounting Policies

The expected cost of compensated absences is recognised as an expense as the employees render services that increase their entitlement or, in the case of non-accumulating absences, when the absence occurs. The entity measures the expected cost of accumulating compensated absences as the additional amount that the entity expects to pay as a result of the unused entitlement that has accumulated at the reporting date.

The entity recognises the expected cost of bonus, incentive and performance related payments when the entity has a present legal or constructive obligation to make such payments as a result of past events and a reliable estimate of the obligation can be made. A present obligation exists when the entity has no realistic alternative but to make the payments.

Defined contribution plans-KZN Joint Municipal Pension fund

The municipality has a defined contribution plan with Natal Joint Municipal Pension Fund .Payments to the defined contribution plan are charged as an expense as they fall due.

Other employee benefits

The municipality provides long service awards to qualifying employees after the completion of a minimum service period.

The expected costs of these benefits are accrued over the period of employment. Independent qualified actuaries carry out valuations of these obligations.

The amount recognised as a liability for other long-term employee benefits is the net total of the following amounts:

The present value of the defined benefit obligation at the reporting date;
minus the fair value at the reporting date of plan assets (if any) out of which the obligations are to be settled directly.

The entity shall recognise the net total of the following amounts as expense or revenue, except to the extent that another standard requires or permits their inclusion in the cost of an asset:

current service cost;

interest cost;

the expected return on any plan assets and on any reimbursement right recognised as an asset;

actuarial gains and losses, which shall all be recognised immediately;

past service cost, which shall all be recognised immediately; and

The effect of any curtailments or settlements.

1.11 Provisions and contingencies

Provisions are recognised when:

the municipality has a present obligation as a result of a past event;

It is probable that an outflow of resources embodying economic benefits or service potential will be required to settle the obligation;

and, a reliable estimate can be made of the obligation.

The amount of a provision is the best estimate of the expenditure expected to be required to settle the present obligation at the reporting date.

Where some or all of the expenditure required to settle a provision is expected to be reimbursed by another party, the reimbursement is recognised when, and only when, it is virtually certain that reimbursement will be received if the municipality settles the obligation. The reimbursement is treated as a separate asset. The amount recognised for the reimbursement does not exceed the amount of the provision.

Provisions are reviewed at each reporting date and adjusted to reflect the current best estimate. Provisions are reversed if it is no longer probable that an outflow of resources embodying economic benefits or service potential will be required, to settle the obligation.

A provision is used only for expenditures for which the provision was originally recognised. Provisions are not recognised for future operating deficits.

Contingent assets and contingent liabilities are not recognised, but are disclosed in the notes and are reviewed at reporting date.

The municipality has an obligation to rehabilitate its landfill site in terms of its licence stipulations .The amount of the provision is recognised at the present value of the expenditure expected to be required to settle the obligation.

1.12 Revenue from exchange transactions

Revenue is the gross inflow of economic benefits or service potential during the reporting period when those inflows result in an increase in net assets, other than increases relating to contributions from owners.

Dr Nkosazana Dlamini Zuma Local Municipality

Annual Financial Statements for the year ended 30 June 2025

Accounting Policies

An exchange transaction is one in which the municipality receives assets or services, or has liabilities extinguished, and directly gives approximately equal value (primarily in the form of goods, services or use of assets) to the other party in exchange.

Fair value is the amount for which an asset could be exchanged, or a liability settled, between knowledgeable, willing parties in an arm's length transaction.

Measurement

Revenue is measured at the fair value of the consideration received or receivable..

Rendering of services

When the outcome of a transaction involving the rendering of services can be estimated reliably, revenue associated with the transaction is recognised by reference to the stage of completion of the transaction at the reporting date. The outcome of a transaction can be estimated reliably when all the following conditions are satisfied:

the amount of revenue can be measured reliably;

it is probable that the economic benefits or service potential associated with the transaction will flow to the municipality;

the stage of completion of the transaction at the reporting date can be measured reliably; and

the costs incurred for the transaction and the costs to complete the transaction can be measured reliably.

When services are performed by an indeterminate number of acts over a specified time frame, revenue is recognised on a straight line basis over the specified time frame unless there is evidence that some other method better represents the stage of completion. When a specific act is much more significant than any other acts, the recognition of revenue is postponed until the significant act is executed.

When the outcome of the transaction involving the rendering of services cannot be estimated reliably, revenue is recognised only to the extent of the expenses recognised that are recoverable. Service revenue is recognised by reference to the stage of completion of the transaction at the reporting date. Stage of completion is determined by services performed to date as a percentage of total services to be performed.

Rentals

Revenue arising from the use by others of entity assets yielding rentals is recognised when it is probable that the economic benefits or service potential associated with the transaction will flow to the municipality and the amount of the revenue can be measured reliably.

Other Revenue

Revenue arising from the application of the approved tariff of charges is recognised when the relevant service is rendered by applying the appropriate tariff. This includes the issuing of licences, permits and the sale of tender documents.

1.13 Service charges

Waste removal is based on bin size and the number of collections. Waste removal services are billed on a monthly basis.

1.14 Revenue from non-exchange transactions

Revenue comprises gross inflows of economic benefits or service potential received and receivable by the municipality, which represents an increase in net assets, other than increases relating to contributions from owners.

Conditions on transferred assets are stipulations that specify that the future economic benefits or service potential embodied in the asset is required to be consumed by the recipient as specified or future economic benefits or service potential must be returned to the transferor.

Control of an asset arise when the municipality can use or otherwise benefit from the asset in pursuit of its objectives and can exclude or otherwise regulate the access of others to that benefit.

Non-exchange transactions are transactions that are not exchange transactions. In a non-exchange transaction, the municipality either receives value from another entity without directly giving approximately equal value in exchange, or gives value to another entity without directly receiving approximately equal value in exchange.

Restrictions on transferred assets are stipulations that limit or direct the purposes for which a transferred asset may be used, but do not specify that future economic benefits or service potential is required to be returned to the transferor if not deployed as specified.

Stipulations on transferred assets are terms in laws or regulation, or a binding arrangement, imposed upon the use of a transferred asset by entities external to the reporting municipality.

Dr Nkosazana Dlamini Zuma Local Municipality

Annual Financial Statements for the year ended 30 June 2025

Accounting Policies

Transfers are inflows of future economic benefits or service potential from non-exchange transactions, other than taxes.

Recognition

An inflow of resources from a non-exchange transaction recognised as an asset is recognised as revenue, except to the extent that a liability is also recognised in respect of the same inflow.

As the municipality satisfies a present obligation recognised as a liability in respect of an inflow of resources from a non-exchange transaction recognised as an asset, it reduces the carrying amount of the liability recognised and recognises an amount of revenue equal to that reduction.

Measurement

Revenue from a non-exchange transaction is measured at the amount of the increase in net assets recognised by the municipality.

When, as a result of a non-exchange transaction, the municipality recognises an asset, it also recognises revenue equivalent to the amount of the asset measured at its fair value as at the date of acquisition, unless it is also required to recognise a liability. Where a liability is required to be recognised it will be measured as the best estimate of the amount required to settle the obligation at the reporting date, and the amount of the increase in net assets, if any, recognised as revenue. When a liability is subsequently reduced, because the taxable event occurs or a condition is satisfied, the amount of the reduction in the liability is recognised as revenue.

Transfers

Apart from services in kind, which are not recognised, the municipality recognises an asset in respect of transfers when the transferred resources meet the definition of an asset and satisfy the criteria for recognition as an asset.

Transferred assets are measured at their fair value as at the date of acquisition.

Debt forgiveness and assumption of liabilities

The municipality recognises revenue in respect of debt forgiveness when the former debt no longer meets the definition of a liability or satisfies the criteria for recognition as a liability, provided that the debt forgiveness does not satisfy the definition of a contribution from owners.

Revenue arising from debt forgiveness is measured at the carrying amount of debt forgiven.

Fines

Revenue from the issuing of traffic fines is recognised when it is probable that economic benefits associated with a transaction will flow to the municipality and can be measured reliably. Revenue from traffic fines is initially recognised at fair value and subsequently tested for impairment. The revenue from traffic fines is subject to judicial process which is beyond the municipality's control.

Gifts and donations, including goods in-kind

Gifts and donations, including goods in kind, are recognised as assets and revenue when it is probable that the future economic benefits or service potential will flow to the municipality and the fair value of the assets can be measured reliably.

1.15 Investment income

Investment income is recognised on a time-proportion basis using the effective interest method.

1.16 Unauthorised expenditure

Unauthorised expenditure means overspending of a vote or a main division within a vote and expenditure not in accordance with the purpose of a vote or, in the case of a main division, not in accordance with the purpose of the main division.

All expenditure relating to unauthorised expenditure is recognised as an expense in the statement of financial performance in the period that the expenditure was incurred. The expenditure is classified in accordance with the nature of the expense, and where recovered, it is subsequently accounted for as revenue in the statement of financial performance.

1.17 Fruitless and wasteful expenditure

Fruitless expenditure means expenditure which was made in vain and would have been avoided had reasonable care been exercised.

Dr Nkosazana Dlamini Zuma Local Municipality

Annual Financial Statements for the year ended 30 June 2025

Accounting Policies

	<p>All expenditure relating to fruitless and wasteful expenditure is recognised as an expense in the statement of financial performance in the period that the expenditure was incurred. The expenditure is classified in accordance with the nature of the expense, and where recovered, it is subsequently accounted for as revenue in the statement of financial performance.</p>
1.18	<p>Irregular expenditure</p> <p>Irregular expenditure is expenditure that is contrary to the Municipal Finance Management Act (Act No.56 of 2003), the Municipal Systems Act (Act No.32 of 2000), and the Public Office Bearers Act (Act No. 20 of 1998) or is in contravention of the economic entity's supply chain management policy. Irregular expenditure excludes unauthorised expenditure. Irregular expenditure is accounted for as expenditure in the Statement of Financial Performance and where recovered, it is subsequently accounted for as revenue in the Statement of Financial Performance.</p>
1.19	<p>Housing Operating Account</p> <p>The Housing Operating Account was established in terms of the Housing Act, (Act No. 107 of 1997). Loans from national and provincial government used to finance housing selling schemes undertaken by the municipality were extinguished on 1 April 1998 and transferred to a Housing Development Fund. Housing selling schemes, both complete and in progress as at 1 April 1998, were also transferred to the Housing Development Fund. In terms of the Housing Act, all proceeds from housing developments, which include rental income and sales of houses, must be paid into the Housing Development Fund. Monies standing to the credit of the Housing Development Fund can be used only to finance housing developments within the municipal area subject to the approval of the Provincial MEC responsible for housing.</p>
1.20	<p>Conditional grants and receipts</p> <p>Revenue received from conditional grants, donations and funding are recognised as revenue to the extent that the municipality has complied with any of the criteria, conditions or obligations embodied in the agreement. To the extent that the criteria, conditions or obligations have not been met a liability is recognised.</p>
1.21	<p>Grants in aid</p> <p>The Municipality donates money goods or services to individuals organisations and other sectors of government from time to time. When making these donations the Municipality does not receive any goods or services directly in return as would be expected in a purchase or sale transaction, Expect to be repaid in future; or Expect a financial return, as would be expected from an investment</p>
1.22	<p>Events after reporting date</p> <p>Events after reporting dates that are classified as adjusting events are accounted for in the Annual Financial Statements. Events after reporting date that are classified as non-adjusting events after reporting date are disclosed in the notes to the Annual Financial Statements.</p>
1.23	<p>Budget information</p> <p>The annual budget is prepared on a basis which is consistent with the Annual Financial Statements .The budget and actual amounts are included in a separate financial statement ,Statement of Comparison of Budget and Actual amounts . Explanatory comments are provided in the notes to the financial statements giving reasons for variances from budget.</p>
1.24	<p>Related parties</p> <p>Individuals as well as their close family members and /or entities are related parties if one party has the ability, directly or indirectly, to control or jointly control the other party or exercise significant influence over the other party in making financial and /or operating decisions. Management is regarded as a related party and comprises the Councillors, the Mayor, the Executive Committee Members, the Municipal Manager, the Chief Financial Officer and all managers reporting directly to the Municipal Manager or as designated by the Municipal Manager.</p>
1.25	<p>Commitments</p> <p>Commitments are future expenditure items of both an operating and capital nature; in respect of which the Municipality has committed funds which on execution will result in an outflow of resources embodying economic benefits. Commitments are neither recognised in the Statement of Financial Position as liabilities nor recognised in the Statement of Financial Performance as expenditure but are disclosed as future commitments in the notes to the Annual Financial Statements.</p> <p>Commitments are disclosed in respect of:</p>

Dr Nkosazana Dlamini Zuma Local Municipality

Annual Financial Statements for the year ended 30 June 2025

Accounting Policies

	<p>approved and contracted commitments, where expenditure has been approved and contracts have been awarded at reporting date, where the disclosure is required by the specific standard of GRAP.</p> <p>Items are classified as commitments where the municipality commits itself to future transactions that will normally result in the outflow of resources.</p> <p>Contracts that are entered into before the reporting date, but goods and services have not yet been received are disclosed in the disclosure Notes to the Annual Financial Statements.</p>
1.26	<p>Value added tax</p> <p>The municipality accounts for Value Added Tax on a payment basis for purchases and receipts basis for revenue.</p>
1.27	<p>Statutory receivables</p> <p>Identification</p> <p>Statutory receivables are receivables that arise from legislation, supporting regulations, or similar means, and require settlement by another entity in cash or another financial asset. Carrying amount is the amount at which an asset is recognised in the statement of financial position. The cost method is the method used to account for statutory receivables that requires such receivables to be measured at their transaction amount, plus any accrued interest or other charges (where applicable) and, less any accumulated impairment losses and any amounts derecognised. Nominal interest rate is the interest rate and/or basis specified in legislation, supporting regulations or similar means. The transaction amount (for purposes of this Standard) for a statutory receivable means the amount specified in, or calculated, levied or charged in accordance with, legislation, supporting regulations, or similar means</p> <p>Recognition</p> <p>The municipality recognises statutory receivables as follows: if the transaction is an exchange transaction, using the policy on Revenue from exchange transactions; if the transaction is a non-exchange transaction, using the policy on Revenue from non-exchange transactions (Taxes and transfers); or if the transaction is not within the scope of the policies listed in the above or another Standard of GRAP, the receivable is recognised when the definition of an asset is met and, when it is probable that the future economic benefits or service potential associated with the asset will flow to the entity and the transaction amount can be measured reliably.</p> <p>Initial measurement</p> <p>The municipality initially measures statutory receivables at their transaction amount.</p> <p>Subsequent measurement</p> <p>The municipality measures statutory receivables after initial recognition using the cost method. Under the cost method, the initial measurement of the receivable is changed subsequent to initial recognition to reflect any: interest or other charges that may have accrued on the receivable (where applicable); impairment losses; and amounts derecognised.</p> <p>In assessing whether there is any indication that a statutory receivable, or group of statutory receivables, may be impaired the result from the following factors were considered, significant financial difficulty of the debtor, sequestration, liquidation or other financial re-organisation of the debtors, breach of arrangement contracts and adverse changes in the economy. which are evidenced in debtors payment patterns. Statutory receivables with similar credit risk characteristics are collectively assessed for impairment</p> <p>Derecognition</p> <p>The municipality derecognises a statutory receivable, or a part thereof, when: the rights to the cash flows from the receivable are settled, expire or are waived; the municipality transfers to another party substantially all of the risks and rewards of ownership of the receivable; or the municipality, despite having retained some significant risks and rewards of ownership of the receivable, has transferred control of the receivable to another party and the other party has the practical ability to sell the receivable in its entirety to an unrelated third party, and is able to exercise that ability unilaterally and without needing to impose additional restrictions on the transfer. In this case, the entity: - derecognise the receivable; and - recognise separately any rights and obligations created or retained in the transfer. The carrying amounts of any statutory receivables transferred are allocated between the rights or obligations retained and those transferred on the basis of their relative fair values at the transfer date. The entity considers whether any newly created rights and obligations are within the scope of the Standard of GRAP on Financial Instruments or another Standard of GRAP. Any difference between the consideration received and the amounts derecognised and, those amounts recognised, are recognised in surplus or deficit in the period of the transfer.</p>

Dr Nkosazana Dlamini Zuma Local Municipality

Annual Financial Statements for the year ended 30 June 2025

Accounting Policies

1.28 Segment reporting

The municipality is organised and operates in four key functional segments (or business units). To this end, management monitors the operating results of these business units for the purpose of making decisions about resource allocations and assessment of performance. Revenues and expenditures relating to these business units are allocated at a transactional level.

The four key business units comprise of:

- Community and public safety which includes community and social services, sport and recreation, public safety, health and housing services;
- Economic and environmental services which includes planning and development, road transport, environmental protection services and tourism.
- Trading service which is waste management services;

Municipal governance and administration which includes executive and council, finance and administration and internal audit unit;

The grouping of these segments is consistent with the functional classification of government activities which considers the nature of the services, the beneficiaries of such services and the fees charged for the services rendered (if any). Management does monitor performance geographically but does not at present have reliable separate financial information for decision making purposes. Processes have been put in place to generate this information at a transaction level and in the most cost effective manner.

1.29 Materiality

Material omissions or misstatements of items are material if they could, individually or collectively, influence the decisions or assessments of users made on the basis of the financial statements. Materiality depends on the nature or size of the omission or misstatement judged in the surrounding circumstances. The nature or size of the information item, or a combination of both, could be the determining factor. Materiality has been considered in determining whether information is required to be recognised, measured, presented and disclosed in accordance with the requirements in the Standards of GRAP as well as assessing the effect of omissions, misstatements and errors on the financial statements.

Budget information

Variances between budget and actual amounts are regarded as material when there is a variance of:

- 5% or greater in the statement of financial position, the statement of financial performance and the cash flow statement.

1.30 Construction contracts

Construction contract is a contract, or a similar binding arrangement, specifically negotiated for the construction of an asset or a combination of assets that are closely interrelated or interdependent in terms of their design, technology and function or their ultimate purpose or use.

Construction contract includes contracts for the rendering of services which are directly related to the construction of the asset, for example, those for the services of project managers and architects; and contracts for the destruction or restoration of assets, and the restoration of the environment following the demolition of assets.

Contract revenue shall comprise of the initial amount of revenue agreed in the contract; and variations in contract work, claims and incentive payments to the extent that (i) it is probable that they will result in revenue; and (ii) they are capable of being reliably measured.

Contract costs that relate directly to the specific contract; costs that are attributable to contract activity in general and can be allocated to the contract on a systematic and rational basis; and such other costs as are specifically chargeable to the customer under the terms of the contract.

Dr Nkosazana Dlamini Zuma Local Municipality

Annual Financial Statements for the year ended 30 June 2025

Accounting Policies

When the outcome of a construction contract can be estimated reliably, contract revenue and contract costs associated with the construction contract shall be recognised as revenue and expenses respectively by reference to the stage of completion of the contract activity at the reporting date. The method used to determine the stage of completion will be based on progress reports prepared by engineers. An expected deficit on a construction contract to which paragraph GRAP11.49 applies shall be recognised as an expense immediately in accordance with paragraph GRAP11.49

1.31 Material Prior period errors

Prior Period Errors

Prior period errors are omissions from, and misstatements in, the municipality's financial statements for one or more prior periods arising from a failure to use, or misuse of, reliable information that was available when those financial statements were authorised for issue and could reasonably have been obtained and taken into account in preparing those financial statements.

Such errors are corrected retrospectively in the first set of financial statements authorised for issue after their discovery by:

- Restating the comparative amounts for the prior period(s) presented in which the error occurred; or
- If the error occurred before the earliest prior period presented, restating the opening balances of assets, liabilities and net assets for the earliest prior period presented.

Dr Nkosazana Dlamini Zuma Local Municipality

Annual Financial Statements for the year ended 30 June 2025

Accounting Policies**1.31 Presentation of Annual Financial Statements**

The financial statements have been prepared in accordance with the Standards of Generally Recognised Accounting Practice (GRAP), issued by the Accounting Standards Board in accordance with Section 122(3) of the Municipal Finance Management Act (Act 56 of 2003).

Below is a list of standards that have been issued but are not yet effective as the finance Minister has not determined the date and thus not been considered in the preparation of these annual financial statement:

Standard	Description	Effective Date	Expected Impact
GRAP 1	Presentation of Financial Statements	Date not determined	Minimal impact
GRAP 103	Heritage Assets	Date not determined	Minimal impact
GRAP 105	Transfer of Functions Between Entities Under Common Control	Date not determined	Minimal impact
GRAP 106	Transfer of Functions Between Entities Not Under Common Control	Date not determined	Minimal impact
GRAP 107	Mergers	Date not determined	Minimal impact
OVERALL	Improvements To Standards Of GRAP	Date not determined	Minimal impact

In preparation of these financial statements the following GRAP standards have been considered:

Standard	Description	Effective Date
GRAP 1	Presentation of Financial Statements	Currently applicable
GRAP 2	Cash Flow Statements	Currently applicable
GRAP 3	Accounting Policies, Changes in Accounting Estimates and Errors	Currently applicable
GRAP 4	The Effects of Changes in Foreign Exchange Rates	Currently applicable
GRAP 5	Borrowing Costs	Currently applicable
GRAP 9	Revenue from Exchange Transactions	Currently applicable
GRAP 10	Financial Reporting in Hyperinflationary Economies	Currently applicable
GRAP 11	Construction Contracts	Currently applicable
GRAP 12	Inventories	Currently applicable
GRAP 13	Leases	Currently applicable
GRAP 14	Events After the Reporting Date	Currently applicable
GRAP 16	Investment Property	Currently applicable
GRAP 17	Property Plant and Equipment	Currently applicable
GRAP 18	Segment Reporting	Currently applicable
GRAP 19	Provisions, Contingent Liabilities and Contingent Assets	Currently applicable
GRAP 20	Related Party Disclosures	Currently applicable
GRAP 21	Impairment of Non-cash-generating Assets	Currently applicable
GRAP 23	Revenue from Non-exchange Transactions (Taxes and Transfers)	Currently applicable
GRAP 24	Presentation of Budget Information in Financial Statements	Currently applicable
GRAP 25	Employee Benefits	Currently applicable
GRAP 26	Impairment of Cash-generating assets	Currently applicable
GRAP 27	Agriculture	Currently applicable
GRAP 31	Intangible Assets	Currently applicable
GRAP 32	Service Concession Arrangements: Grantor	Currently applicable
GRAP 34	Separate financial statements	Currently applicable
GRAP 35	Consolidated financial statements	Currently applicable
GRAP 36	Investments in associates and joint ventures	Currently applicable
GRAP 37	Joint arrangements	Currently applicable
GRAP 38	Disclosure of interests in other entities	Currently applicable
GRAP 100	Discontinued Operations	Currently applicable
GRAP 103	Heritage Assets	Currently applicable
GRAP 104	Financial Instruments	Currently applicable
GRAP 105	Transfer of Functions Between Entities Under Common Control	Currently applicable
GRAP 106	Transfer of Functions Between Entities Not Under Common Control	Currently applicable
GRAP 107	Mergers	Currently applicable
GRAP 108	Statutory Receivables	Currently applicable
GRAP 109	Accounting by Principals and Agents	Currently applicable
GRAP 110	Living and non-living resources	Currently applicable

Dr Nkosazana Dlamini Zuma Local Municipality
Annual Financial Statements for the year ended 30 June 2025

Notes to the financial statements

	2025	2024				
	R	Restated R				
2 Events after the reporting date						
The municipality has considered events occurring after the reporting date in accordance with the requirements of GRAP 14 Events after the Reporting Date. No events have occurred between the reporting date and the date of authorization that require adjustment to, or disclosure in, these financial statements.						
3 Receivables						
3.1 Receivables from non-exchange transactions						
Gross balances						
Suppliers deposits	752 938	732 401				
Input Value added tax - Accrual	6 400 044	4 480 625				
Other receivables	1 593 330	1 674 758				
	8 746 312	6 887 783				
Less: Allowance for impairment	(521 830)	(531 009)				
Net balances after allowance for impairment	8 224 482	6 356 774				
Statutory receivables						
Property Rates	110 518 764	101 243 878				
Traffic fines	1 324 600	804 500				
Value added tax receivable	2 661 166	1 695 864				
Gross balance	114 504 529	103 744 242				
Less: Allowance for impairment	(53 951 188)	(53 196 503)				
Net balances after allowance for impairment	60 553 341	50 547 739				
Net balances for receivables from non-exchange transactions	68 777 823	56 904 513				
3.2 Receivables from exchange transactions						
Gross balances						
Service charges - Refuse	11 925 859	10 611 540				
Rent	4 167 900	3 704 057				
VAT on amounts receivable	2 102 778	1 879 057				
Sundry debtors	114 249	683 228				
	18 310 786	16 877 881				
Less: Allowance for impairment	(11 906 217)	(10 400 722)				
Net balances for receivables from exchange transactions	6 404 569	6 477 160				
There were no receivables from non-exchange or exchange transactions that were pledged as security. The carrying values of exchange and non-exchange receivables approximate their fair values. The age analysis of various categories of debtors are detailed below:						
Debtors aging analysis as at 30 June 2025						
by source type	0-30 Days	30-60 Days	60-90 Days	90-120 Days	Older than 120 Days	Total
Service charges - Refuse	422 251	273 611	217 670	214 892	12 586 313	13 714 737
Rent	88 401	83 162	78 250	129 373	4 102 615	4 481 800
Sundry debtors	-	-	-	-	114 249	114 249
Total	510 652	356 773	295 920	344 265	16 803 177	18 310 787
Debtors aging analysis as at 30 June 2024						
by source type	0-30 Days	30-60 Days	60-90 Days	90-120 Days	Older than 120 Days	Total
Service charges - Refuse	660 913	238 429	222 784	211 146	10 870 000	12 203 271
Rent	809 837	146 238	156 514	138 939	2 739 856	3 991 383
Sundry debtors	-	-	-	-	683 228	683 228
Total	1 470 750	384 667	379 297	350 085	14 293 083	16 877 882
Debtors aging analysis as at 30 June 2025						
Aging per customer group	0-30 Days	30-60 Days	60-90 Days	90-120 Days	Older than 120 Days	Total
Business/Agriculture	48 223	47 676	47 676	46 637	1 341 255	1 531 467
Government	6 998	6 992	6 580	24 359	1 074 972	1 119 900
Residential	455 431	302 105	241 664	273 270	14 386 951	15 659 420
Total	510 652	356 773	295 920	344 265	16 803 177	18 310 787
Debtors aging analysis as at 30 June 2024						
Aging per customer group	0-30 Days	30-60 Days	60-90 Days	90-120 Days	Older than 120 Days	Total
Business/Agriculture	165 688	46 643	62 353	46 847	959 077	1 280 609
Government	231 203	20 605	20 628	20 628	1 376 287	1 669 351
Residential	1 073 858	317 419	296 316	282 610	11 957 719	13 927 922
Total	1 470 750	384 667	379 297	350 085	14 293 083	16 877 882

Dr Nkosazana Dlamini Zuma Local Municipality
Annual Financial Statements for the year ended 30 June 2025

Notes to the financial statements

2025
R

2024
Restated
R

Receivables from exchange transactions

Allowance for impairment as at 30 June 2025							
Reconciliation of allowance for impairment				Service charges - Refuse	Rent	Sundry debtors	Total
Balance at the beginning of the period				(10 238 791)	(147 825)	(14 106)	(10 400 722)
Bad debt written off				-	-	-	-
(Contribution to the impairment) / reversal of impairment				(1 494 199)	(11 296)	-	(1 505 495)
Balance at the end of the period				(11 732 990)	(159 121)	(14 106)	(11 906 217)

Allowance for impairment as at 30 June 2024							
Reconciliation of allowance for impairment				Service charges - Refuse	Rent	Sundry debtors	Total
Balance at the beginning of the period (previously reported)				(8 614 711)	(944 436)	(14 106)	(9 573 253)
Correction of error					803 947		803 947
Balance at the beginning of the period (Restated)				(8 614 711)	(140 489)	(14 106)	(8 769 306)
Bad debt written off					-	-	
(Contribution to the impairment) / reversal of impairment				(1 624 080)	(7 336)	-	(1 631 416)
Balance at the end of the period (Restated)				(10 238 791)	(147 825)	(14 106)	(10 400 722)

Provision for impairment of receivables is determined based on the expected future cash flows from debtors, taking into account historical payment patterns, current collection trends, and forward-looking information in line with the municipality's Credit Control and Debt Collection Policy. Amounts outstanding for more than 60 days are considered past due. The municipality does not recognize impairment on amounts owed by state-owned or government entities. An analysis of the age of financial assets that are past due, but not impaired, as at the reporting date is presented below:

Debtors aging analysis as at 30 June 2025							
Aging per customer group				60-90 Days	90-120 Days	Older than 120 Days	Total
Government				6 580	24 359	1 074 972	1 105 910

Debtors aging analysis as at 30 June 2024							
Aging per customer group				60-90 Days	90-120 Days	Older than 120 Days	Total
Government				62 353	46 847	959 077	1 068 277

Dr Nkosazana Dlamini Zuma Local Municipality
Annual Financial Statements for the year ended 30 June 2025

Notes to the Financial statements

3.3 Statutory receivables

Statutory receivables as at 30 June 2025

Classification	Legislation	Gross opening balance	Billing for the year	Penalties and interests	Bad debts	Receipts	Gross closing balance	Impairment losses provision	Carrying amount Closing balance
Rates	Municipal Property Rates Act, Act No. 6 of 2004	101 243 878	44 314 687	9 065 522	(315 198)	(43 790 125)	110 518 764	(52 849 000)	57 669 763
Traffic fines	Criminal procedure act, Act No. 51 of 1977	804 500	555 400			(35 300)	1 324 600	(1 102 188)	222 412
Value added tax receivable	The Value-Added Tax Act 89 of 1991	1 695 864	17 807 249	-	-	(16 841 947)	2 661 166	-	2 661 166
		103 744 242	62 677 337	9 065 522	(315 198)	(60 667 372)	114 504 529	(53 951 188)	60 553 341

Statutory receivables as at 30 June 2024(Restated)

Classification	Legislation	Gross opening balance	Billing for the year	Penalties and interests	Bad debts	Receipts	Gross closing balance	Impairment losses provision	Carrying amount Closing balance
Rates	Municipal Property Rates Act, Act No. 6 of 2004	79 523 173	42 391 594	7 552 571	(214 385)	(28 009 074)	101 243 878	(52 498 763)	48 745 115
Traffic fines	Criminal procedure act, Act No. 51 of 1977	1 602 815	337 200		(1 114 915)	(20 600)	804 500	(697 741)	106 760
Value added tax receivable	The Value-Added Tax Act 89 of 1991	370 915	13 629 798	-	-	(12 304 849)	1 695 864	-	1 695 864
		81 496 903	56 358 592	7 552 571	(1 329 300)	(40 334 524)	103 744 242	(53 196 503)	50 547 739

Debtors aging analysis as at 30 June 2025

by source type	0-30 Days	30-60 Days	60-90 Days	90-120 Days	Older than 120 Days	Total
Rates	3 144 232	2 086 581	1 723 822	1 660 550	101 903 577	110 518 763
Traffic Fines	65 900	82 150	72 200	84 600	1 019 750	1 324 600
Value added tax receivable	2 661 166	-	-	-	-	2 661 166
Total	5 871 298	2 168 731	1 796 022	1 745 150	102 923 327	114 504 529

Debtors aging analysis as at 30 June 2024

by source type	0-30 Days	30-60 Days	60-90 Days	90-120 Days	Older than 120 Days	Total
Rates	5 481 086	2 151 436	2 065 735	1 969 567	89 576 054	101 243 878
Traffic fines	18 016	54 993	3 951	12 400	715 140	804 500
Value added tax receivable	1 695 864	-	-	-	-	1 695 864
Total	7 194 966	2 206 429	2 069 687	1 981 967	90 291 194	103 744 242

Debtors aging analysis as at 30 June 2025

Aging per customer group	0-30 Days	30-60 Days	60-90 Days	90-120 Days	Older than 120 Days	Total
Business/Agriculture	215 706	202 959	194 612	216 861	17 118 729	17 948 866
Government	2 832 559	170 459	170 459	169 193	7 134 622	10 477 293
Residential	2 823 033	1 795 314	1 430 951	1 359 096	78 669 976	86 078 371
Total	5 871 298	2 168 731	1 796 022	1 745 150	102 923 327	114 504 529

Debtors aging analysis as at 30 June 2024

Aging per customer group	0-30 Days	30-60 Days	60-90 Days	90-120 Days	Older than 120 Days	Total
Business/Agriculture	336 214	160 326	154 295	154 295	15 715 204	16 520 334
Government	2 590 849	445 738	449 112	447 308	8 424 798	12 357 805
Residential	4 267 903	1 600 365	1 466 280	1 380 364	66 151 192	74 866 102
Total	7 194 966	2 206 429	2 069 687	1 981 967	90 291 194	103 744 242

Interest/penalties accrue at 18% per annum if an instalment past due. Interest rate used in the discount of statutory receivables is 7.44%.

Dr Nkosazana Dlamini Zuma Local Municipality
Annual Financial Statements for the year ended 30 June 2025

Notes to the Financial statements

Allowance for impairment as at 30 June 2025

Reconciliation of allowance for impairment	Other receivables	Statutory receivables - rates	Statutory receivables - Traffic fines	Total
Balance at the beginning of the period	(531 009)	(52 498 763)	(697 740)	(53 727 512)
Bad debt written off	-	-	-	-
(Contribution to the impairment) / reversal of impairment	9 179	(350 238)	(404 448)	(745 506)
Balance at the end of the period	(521 830)	(52 849 000)	(1 102 188)	(54 473 019)

Allowance for impairment as at 30 June 2024

Reconciliation of allowance for impairment	Other receivables	Statutory receivables - rates	Statutory receivables - Traffic fines	Total
Balance at the beginning of the period	(576 658)	(30 749 950)	(1 465 013)	(32 791 621)
Bad debt written off	45 649	-	1 106 965	1 152 614
(Contribution to the impairment) / reversal of impairment	-	(21 748 813)	(339 692)	(22 088 505)
Balance at the end of the period	(531 009)	(52 498 763)	(697 740)	(53 727 512)

Provision for impairment of receivables is determined based on the expected future cash flows from debtors, taking into account historical payment patterns, current collection trends, and forward-looking information in line with the municipality's Credit Control and Debt Collection Policy. Amounts outstanding for more than 60 days are considered past due. The municipality does not recognize impairment on amounts owed by state-owned or government entities. An analysis of the age of financial assets that are past due, but not impaired, as at the reporting date is presented below:

Debtors aging analysis as at 30 June 2025

Aging per customer group	60-90 Days	90-120 Days	Older than 120 Days	Total
Government	170 459	169 193	7 134 622	7 474 274

Debtors aging analysis as at 30 June 2024

Aging per customer group	60-90 Days	90-120 Days	Older than 120 Days	Total
Government	154 295	154 295	15 715 204	16 023 794

Dr Nkosazana Dlamini Zuma Local Municipality
Annual Financial Statements for the year ended 30 June 2025

Notes to the financial statements

	2025	Restated 2024
	R	R
4 Cash and cash equivalents		
Bank balances	29 795 189	4 881 934
Short-term deposits	103 528 027	134 552 296
	133 323 216	139 434 230
Cash on hand	4 960	1 185
	133 328 175	139 435 415

Cash and cash equivalents held by the municipality that are available for use .

For the purpose of statement of financial position and the cash flow statement, cash and cash equivalents includes cash on hand and cash at bank net of outstanding overdraft.

The municipality does not have overdrawn current account facilities with its banker and therefore does not incur overdrawn current account fees. Short-term deposits are made for varying periods, depending on the immediate cash requirements. It earns interest at the respective short-term deposit rate. The maximum investment period is three months.

The Municipality has the following bank accounts:

	Cashbook balances	Bank statement balances	Cashbook balances	Bank statement balances
	30 June 2025	30 June 2025	30 June 2024	30 June 2024
Bank balances				
First National Bank Limited - Primary Bank account - 62026224999	29 795 189	29 795 189	4 881 934	4 881 933
	29 795 189	29 795 189	4 881 934	4 881 933
Short-term deposits				
First National Bank Investment-62008452071	6 695 722	6 695 722	787 185	787 185
Absa Business Bank-93-7405-3205	2 413 156	2 413 156	2 215 574	2 215 574
Nedbank Notice Deposit-03/7881098635/000052	3 141 825	3 141 825	5 484 421	5 484 421
Nedbank Notice Deposit-03/7881098635/000058	24 301 749	24 301 749	22 347 911	22 347 911
First National Bank 32 Day Flexi Notice-74165605518	1 145 052	1 145 052	1 057 760	1 057 760
Standard Bank-4787359950-024	41 728 580	41 728 580	37 913 890	37 913 890
Absa Business Bank-2081543530	12 132 545	12 132 545	30 703 989	30 703 989
First National Bank Fixed Deposit-76204802667	-	-	21 329 906	21 329 906
First National Bank Call Account-76206036280	6 975 168	6 975 168	6 483 608	6 483 608
First National Bank Call Account-63088927886	4 988 245	4 988 245	6 222 470	6 222 470
First National Bank Call Account-63060516756	5 949	5 949	5 547	5 547
Standard Bank-4787359950-035	36	36	36	36
	103 528 027	103 528 027	134 552 297	134 552 297
	133 323 216	133 323 216	139 434 231	139 434 230

Dr Nkosazana Dlamini Zuma Local Municipality
Annual Financial Statements for the year ended 30 June 2025

Notes to the financial statements

Restated

5 Investment property

	2025			Restated 2024		
	Cost / Valuation	Additions/Fair value adjustments	Closing balance	Cost / Valuation	Additions/Fair value adjustments	Closing balance
Investment property	28 402 000	2 378 000	30 780 000	19 732 000	10 570 000	30 302 000

Reconciliation of investment property - 30 June 2025

	Opening balance	Additions/Fair value adjustments	Disposals	Closing balance
Investment property	30 302 000	2 378 000	(1 900 000)	30 780 000

Reconciliation of investment property - 30 June 2024(Restated)

	Opening balance	Additions/Fair value adjustments	Disposals	Closing balance
Investment property	19 732 000	10 570 000	-	30 302 000

Rentals from investment properties amounted to R1 829 420 (2024/2025) and R2 284 669 (2023/2024)

Pledged as security:

No investment property is pledged as security.

Details of valuation

Investment property mainly vacant stands and land and buildings are stated at fair values, which have been determined based on valuations by an independent valuer who is registered as a Professional Valuer in terms of Section 20(2)a of the Property Valuers Profession Act 2000, and Member of the South African Institute of Valuers. The valuation was arrived at by reference to the comparable sales approach. The last valuation was performed as of 30 June 2025.

6a Property, plant and equipment

	2025			Restated 2024		
	Cost / Valuation	Accumulated depreciation and accumulated impairment	Carrying Value	Cost / Valuation	Accumulated depreciation and accumulated impairment	Carrying Value
Infrastructure	338 917 960	(158 691 054)	180 226 906	313 097 233	(131 649 656)	181 447 577
Community Assets	341 324 833	(77 822 389)	263 502 444	311 960 463	(66 225 139)	245 735 324
Machinery and Equipment	16 294 453	(7 561 601)	8 732 852	15 344 978	(5 810 338)	9 534 640
Transport	63 285 902	(27 262 247)	36 023 655	53 029 710	(21 246 862)	31 782 828
Furniture and Office Equipment	12 565 090	(7 176 171)	5 388 920	11 318 771	(5 954 734)	5 364 037
Leased Assets	740 364	(737 060)	3 304	740 364	(341 751)	398 613
Computer equipment	9 843 492	(5 892 578)	3 950 914	7 882 553	(5 078 956)	2 803 597
Buildings	60 424 628	(11 885 931)	48 538 697	58 551 348	(9 674 272)	48 877 076
Land	13 538 102	-	13 538 102	12 738 102	-	12 738 102
	856 934 824	(297 029 031)	559 905 793	784 663 521	(245 981 727)	538 681 794

Dr Nkosazana Dlamini Zuma Local Municipality
Annual Financial Statements for the year ended 30 June 2025

Notes to the Financial statements

6b Property, plant and equipment

Reconciliation of property, plant and equipment - 30 June 2025

	Opening balance	Capital expenditure on purchased assets	Capital expenditure on work in progress	Landfill adjustment	Disposals / Write offs/Transfers	Depreciation	Impairments	Closing balance
	R	R	R	R	R	R	R	R
Infrastructure	181 447 577	-	25 820 727	-	-	(27 041 388)	-	180 226 906
Community Assets	245 735 324	211 547	-	(172 059)	-	(11 597 250)	-	263 502 444
Machinery and Equipment	9 534 640	949 475	29 324 881	-	-	(1 751 263)	-	8 732 652
Transport	31 782 828	10 265 569	-	-	-	(6 015 365)	(9 377)	36 023 655
Furniture and Office Equipment	5 364 037	1 246 320	-	-	-	(1 221 437)	-	5 388 920
Leased Assets	398 613	-	-	-	-	(385 309)	-	3 304
Computer equipment	2 803 597	1 978 393	-	-	-	(813 822)	(17 453)	3 950 914
Buildings (Other)	48 877 076	1 571 159	302 120	-	-	(2 211 658)	-	48 538 697
Land (Other)	12 738 102	800 000	-	-	-	-	-	13 538 102
	538 681 794	17 022 464	55 447 728	(172 059)	-	(51 047 304)	(26 830)	569 905 793

Analysis of work in progress - 30 June 2025

	Opening balance	Capital expenditure on work in progress	Transfer to completed assets	Impairment of work in progress	Closing balance
Included within infrastructure assets	9 570 447	25 820 727	(25 026 751)	-	10 364 423
Included within community assets	5 623 799	29 324 881	(34 844 331)	-	104 350
Included within buildings (Other) assets	6 743 477	302 120	(6 548 241)	-	497 356
	21 937 724	55 447 728	(66 419 323)	-	10 966 130

Repairs and maintenance expenditure on property, plant and equipment

	2025	2024
Infrastructure	7 356 438	9 109 975
Community Assets	780 544	3 117 087
Machinery and Equipment	213 078	251 994
Transport	4 499 772	3 674 275
Computer equipment	17 491	10 596
Buildings & Other assets	-	1 708 424
	12 867 324	17 872 351
Repairs and maintenance		
Amounts paid to service providers	12 867 324	17 872 351
Amounts spent on Materials	-	-
Time spent by employees	-	-
	12 867 324	17 872 351

No property, plant and equipment is pledged as security.

Reconciliation of property, plant and equipment - 30 June 2024(Restated)

	Opening balance	Capital expenditure on purchased assets	Capital expenditure on work in progress	Landfill adjustment	Disposals / Write offs	Depreciation	Impairments	Closing balance
	R	R	R	R	R	R	R	R
Infrastructure	176 428 553	-	30 411 368	-	-	(25 392 344)	-	181 447 577
Community Assets	232 164 165	-	23 571 349	913 576	75 818	(10 989 583)	-	245 735 324
Machinery and Equipment	9 733 925	1 567 311	-	-	-	(1 166 596)	-	9 534 640
Transport	29 301 663	8 330 678	-	-	-	(5 373 779)	(475 734)	31 782 828
Furniture and Office Equipment	3 199 703	2 719 498	-	-	-	(555 164)	-	5 364 037
Leased Assets	597 090	-	-	-	-	(198 477)	-	398 613
Computer equipment	2 268 811	1 380 356	-	-	-	(845 570)	-	2 803 597
Buildings (Other)	47 456 418	-	3 632 095	-	(75 818)	(2 135 619)	-	48 877 076
Land (Other)	12 738 101	-	-	-	-	-	-	12 738 102
	513 888 428	13 997 842	57 614 812	913 576	-	(47 257 131)	(475 734)	538 681 794

	Opening balance	Capital expenditure on work in progress	Transfer to completed assets	Impairment of work in progress	Closing balance
Included within infrastructure assets	17 912 311	30 411 368	(38 753 232)	-	9 570 447
Included within community assets	11 402 129	23 571 349	(29 349 678)	-	5 623 799
Included within buildings (Other) assets	3 632 571	3 632 095	(424 569)	-	6 743 477
	32 850 411	57 614 812	(68 527 499)	-	21 937 724

Repairs and maintenance expenditure on property, plant and equipment

	2024	2023
Infrastructure	9 109 975	7 201 290
Community Assets	3 117 087	1 924 345
Machinery and Equipment	251 994	155 903
Transport	3 674 275	4 013 880
Computer equipment	10 596	25 217
Buildings & Other assets	1 708 424	3 163 194
	17 872 351	16 483 829
Repairs and maintenance		
Amounts paid to service providers	17 872 351	16 483 829
Amounts spent on Materials	-	-
Time spent by employees	-	-
	17 872 351	16 483 829

Dr Nkosazana Dlamini Zuma Local Municipality
Annual Financial Statements for the year ended 30 June 2025

Notes to the Financial statements

7 Intangible assets

	R	2025 R Accumulated amortisation and accumulated impairment	R Carrying Value	R Cost / Valuation	Restated 2024 R Accumulated amortisation and accumulated impairment	R Carrying Value
	Cost / Valuation					
Computer software	4 183 270	(3 437 699)	745 571	2 556 984	(1 702 161)	854 823

Reconciliation of intangible assets - 30 June 2025

	Opening balance	Additions	Amortisation	Impairment loss	Carrying value
Computer software	854 823	1 626 286	(1 735 538)	-	745 571

Reconciliation of intangible assets - 30 June 2024(Restated)

	Opening balance	Additions	Amortisation	Impairment loss	Carrying value
Computer software	417 921	1 259 513	(822 610)	-	854 823

Restricted title:

All computer software are issued under licence and are restricted to the conditions under which each licence is issued.

8 Finance lease obligation

	2025 R	Restated 2024 R
Minimum lease payments due		
- Within one year	124 293	298 302
- In second to fifth year inclusive	-	124 293
	124 293	422 595
Less: Future finance charges	(3 885)	(37 944)
Present value of minimum lease payments	120 408	384 651
Present value of minimum lease payments due:		
- Within one year	120 408	264 243
- In second to fifth year inclusive	-	120 408
	120 408	384 651
Non-current liabilities	-	120 408
Current liabilities	120 408	264 243
	120 408	384 651

The average lease term is 3 years. The capitalised liabilities are in respect of office equipment leased by the municipality. The lease agreements neither provide the nominal nor the effective interest rates, accordingly, internal rates of return applicable to each lease were determined and accordingly applied to amortise each of the respective lease repayments. Therefore, the average effective borrowing rate is 9%, which is subject to a 0% escalation per annum. The leases have fixed repayment terms. The agreements do not provide for contingent rental payments.

Dr Nkosazana Dlamini Zuma Local Municipality
Annual Financial Statements for the year ended 30 June 2025

Notes to the Financial statements

			2025	Restated 2024	
			R	R	
9 Payables from exchange transactions					
Trade payables			16 072 731	15 099 037	
Retention creditors			12 436 593	13 083 403	
Staff leave accrual			7 184 533	6 337 363	
13th cheque provision			2 384 747	2 201 194	
Output Value added tax - Accrual			3 538 604	1 890 222	
Sundry payables			7 668 531	12 419 496	
			49 285 739	51 030 714	
10 Payables from non-exchange transaction					
Unspent conditional grants	10.1		532 870	-	
Unspent Agent funds	10.2		-	-	
Electrification transfer received in advance	10.3		-	-	
			532 870	-	
10.1 Unspent conditional grants					
	Balance at the beginning of the period	Portion of rollover not approved and deducted from equitable share	Additions during the period	Income recognised during the period a result of grant conditions being met	Balance as at 30 June 2025
Details of Grants for the year ended 30 June 2025					
Municipal Infrastructure Grant	-	-	31 318 000	(31 318 000)	-
Disaster Management Programme	-	-	-	-	-
Greenest and Smart Municipality Grant	-	-	1 000 000	(867 130)	132 870
Financial Management Grant	-	-	1 900 000	(1 900 000)	-
Expanded Public Works Programme	-	-	1 832 000	(1 832 000)	-
Municipal Employment Initiative	-	-	-	-	-
Cleanest Municipality Competition	-	-	400 000	-	400 000
Arts & culture - Library Grant	-	-	4 873 000	(4 873 000)	-
	-	-	41 323 000	(40 790 130)	532 870
	Balance at the beginning of the period	Portion of rollover not approved and deducted from equitable share	Additions during the period	Income recognised during the period a result of grant conditions being met	Balance as at 30 June 2024
Details of Grants for the year ended 30 June 2024(Restated)					
Municipal Infrastructure Grant	-	-	29 654 000	(29 654 000)	-
Disaster Management Programme	-	-	1 000 000	(1 000 000)	-
Greenest and Smart Municipality Grant	-	-	1 200 000	(1 200 000)	-
Financial Management Grant	-	-	1 950 000	(1 950 000)	-
Expanded Public Works Programme	-	-	2 178 000	(2 178 000)	-
Municipal Employment Initiative	530 905	-	-	(530 905)	-
Title Deeds Restoration Programme Grant	200 000	(200 000)	-	-	-
Arts & culture - Library Grant	-	-	4 169 000	(4 169 000)	-
	730 905	(200 000)	40 151 000	(40 681 905)	-

Dr Nkosazana Dlamini Zuma Local Municipality
Annual Financial Statements for the year ended 30 June 2025

Notes to the Financial statements

Notes to the Financial Statements

	2025	Restated 2024
	R	R
Name of Grant	Description of Grant	
Small Town Rehabilitation Grant	The grant is used to support small and rural municipalities with the rehabilitation of small towns as local centres of economic activity and nodes of concentrated and focused delivery of services	
Financial Management Grant	This grant is used to finance sound financial management and to pay salaries for the interns.	
Expanded Public Works Programme	The grant is utilised for creating of job opportunities in environmental and cultural, infrastructure and the social eradication of poverty and capacity building and skills programmes.	
Arts and Culture - Library grant	This grant is used to subsidize the cost of running the libraries.	
Municipal Infrastructure Grant	This grant is used to subsidize the cost of building infrastructure. Conditions of the grant have been met. There was no delay or withholding of the grant.	
Disaster Management Programme	The main objective of the grant is to pro-actively respond to the immediate needs after a disaster has occurred in order to deal with its consequences.	
Greenest Award Municipal Grant	This grant was received from KZN EDTEA as a conditional award won by the municipality as a result of complying with Waste Management prescripts.	
Title Deeds Restoration Programme Grant	This grant allocated to the municipality for the completion of Title Deeds related activities.	
Municipal Employment Initiative	This grant is used to provide financial and non-financial support for municipal employment initiatives that support small, informal and local enterprises	
The municipality has complied with all grant conditions and all allocations were received by the municipality as gazetted.		

10.2 Unspent Agent funds

	Balance at the beginning of the period	Portion of rollover not approved and paid	Additions during the period	Reduction of grant as a result of grant conditions being met	Balance as at 30 June 2025
Details of agent funds for the year ended 30 June 2025					
Department of Human Settlements Grant	-	-	-	-	-
	-	-	-	-	-
	Balance at the beginning of the period	Portion of rollover not approved and paid	Additions during the period	Reduction of grant as a result of grant conditions being met	Balance as at 30 June 2024
Details of agent funds for the year ended 30 June 2024(Restated)					
Department of Human Settlements Grant	5 624 057	(5 624 057)	-	-	-
	5 624 057	(5 624 057)	-	-	-

The Municipality acts as an agent on behalf of the Department for the implementation of housing projects. The Municipality receives funds from the Department and pays it over to contractors once invoices are received and certified by the Department.

10.3 Electrification transfer received in advance

	Balance at the beginning of the period	Portion of rollover not approved and paid	Additions during the period	Transfer to Revenue	Balance
Details of agent funds for the year ended 30 June 2025					
Integrated National Electrification Programme	-	-	5 504 000	(5 504 000)	-
	-	-	5 504 000	(5 504 000)	-
	Balance at the beginning of the period	Portion of rollover not approved and paid	Additions during the period	Transfer to Revenue	Balance
Details of agent funds for the year ended 30 June 2024(Restated)					
Integrated National Electrification Programme	-	-	7 561 000	(7 561 000)	-
	-	-	7 561 000	(7 561 000)	-

Dr Nkosazana Dlamini Zuma Local Municipality
Annual Financial Statements for the year ended 30 June 2025

Notes to the Financial statements

				2025	Restated 2024
				R	R
11 Provisions					
	Opening balance post adjustments	Actuarial adjustment	Interest	Contributions/Red uction to provision	Closing balance
11.1 Reconciliation Provision for landfill site rehabilitation - 30 June 2025					
Environmental rehabilitation - landfill sites	(11 367 450)	289 922	(1 146 976)	-	(12 224 504)
30 June 2024(Restated)					
Environmental rehabilitation - landfill sites	(9 877 947)	(506 439)	(983 064)	-	(11 367 450)

The provision for rehabilitation of refuse disposal sites relates to the legal obligation to rehabilitate the disposal sites. The municipality has two landfill sites, one at Creighton and the other at Bulwer. Both sites have a 10 year licence issued on the 15 of September 2015 and the 26 of October 2015, which have been renewed on the 5th of October 2021 for a period of 10 years. The provision made represents the present value of estimated future rehabilitation costs for these landfill sites. It also takes into account the estimated landfill site capacity, the average refuse disposal per month on Creighton landfill site. The report was prepared by Elias Barnard (PCT - ECSA - Reg: 200270070) representing ZAQEN Actuaries (Pty) Ltd.

11.2 Long service awards obligation					Restated
Balance at the beginning of the period				4 211 000	3 958 000
Service cost				451 000	427 000
Net Interest expense				450 000	516 000
Benefits paid				(408 644)	(576 187)
Remeasurements				(372 189)	(113 813)
				4 331 167	4 211 000
Current liabilities				381 410	428 000
Non current liabilities				3 949 757	3 783 000
				4 331 167	4 211 000

The municipality offers certain employees leave awards that may be exchanged for cash on certain anniversaries of commencing service determined by the length of service.

The most recent actuarial valuation of plan assets of long service awards and the present value of the defined benefit obligation were carried out at 30 June 2025 by a fellow of the Fellow of the Actuarial Society of South Africa. The present value of the defined benefit obligation, and the related service cost and were measured using the Projected Unit Credit Funding Method.

Sensitivity analysis, the following were taken into account when calculating the liability and the impact range included in brackets:

- 1% decrease/increase in the assumed Discount Rate (R4 588 319 - R4 099 131)
- 1% decrease/increase in the assumed Salary Increase Rate (R3 964 000 - R4 481 000)
- 20% decrease/increase in the assumed Withdrawal Decrement (R4 472 000 - R3 976 000)

The principal assumptions used for the purpose of actuarial valuations are as follows:

Discount rate	Yield Curve	Yield Curve
		Difference
		between
	Difference between	nominal and
	nominal and real	real yield
	yield curves	curves
Consumer Price Index (CPI)	5.1%.	5.1%.
Normal salary increase rate (CPI+1%)		Yield curve
		based
Net effective discount rate	Yield curve based	

Below are the key risks identified by the actuaries during the valuation process and is disclosed in accordance with the requirements of GRAP 25. These risks may affect the amount, timing, and uncertainty of future cash flows arising from these

Mortality Risk

The liability increases as employees live longer and remain in service for extended periods. Longer service results in higher accrued long-service award obligations than initially projected.

Operational Risk

The valuation depends on the accuracy and completeness of the underlying employee data. Despite rigorous data validation, undetected errors may affect the calculated liability and could lead to adjustments once corrected.

Economic Risk

The liability is sensitive to movements in the discount rate, which is determined using the Bond Exchange Zero Coupon Yield Curve. Changes in market interest rates and broader economic conditions directly influence the valuation outcome.

Dr Nkosazana Dlamini Zuma Local Municipality
Annual Financial Statements for the year ended 30 June 2025

Notes to the Financial statements

	2025	Restated 2024
	R	R
Regulatory/Legislative Risk		
Changes in accounting standards, labour regulations or municipal policies may alter eligibility criteria, vesting rules or benefit structures. Such changes would require adjustments to the valuation approach and could increase or decrease the overall obligation.		
The amount recognised in the Statement of Financial Position is as follows:		
Present value of unfunded obligations	4 331 167	4 211 000
The amounts recognised in the Statement of Financial Performance are as follows:		
Service cost	451 000	516 000
Net Interest expense	450 000	427 000
Benefits paid	(408 644)	(576 187)
Remeasurements	(372 189)	(113 813)
Amount included in other income - Actuarial gain on provision - Long service award	120 167	253 000

Dr Nkosazana Dlamini Zuma Local Municipality
Annual Financial Statements for the year ended 30 June 2025

Notes to the Financial statements

	2025	Restated 2024
	R	R
Movements in the present value of the defined benefit obligation were as follows:		
Service cost	451 000	516 000
Net Interest expense	450 000	427 000
Benefits paid	(408 644)	(576 187)
Remeasurements	(372 189)	(113 813)
	120 167	253 000
Movement in the present value of plan assets were as follows:		
Benefits paid	(408 644)	(576 187)
	(408 644)	(576 187)
Present value of obligation	4 331 167	4 211 000
11.3 Post retirement health care benefits obligations		
The history of experienced adjustments is as follows:		
Balance at the beginning of the period / year	8 184 000	7 025 000
Service cost	530 000	490 000
Net Interest expense	1 161 000	932 000
Benefits paid	(123 479)	(105 681)
Remeasurements	446 802	(157 319)
	10 198 323	8 184 000
<p>The municipality provides certain post-retirement health care benefits liability by funding the medical aid contribution of qualifying retired members of the municipality. According to the rules of the Medical Aid Funds, with which the municipality is associated, a member (who is on the current Conditions of service) is entitled to remain a continued member of such medical aid fund on retirement, in which case the municipality is liable for a certain portion of the medical aid membership fee. The municipality operate an unfunded defined benefit plan for these qualifying employees.</p> <p>Sensitivity analysis, the following were taken into account when calculating the liability and the impact range included in brackets:</p> <ul style="list-style-type: none"> - 1% decrease/increase in the Healthcare Cost inflation (R8 652 309 - R12 128 235) - 1% decrease/increase in the assumed Discount Rate (R12 051 719 - R8 726 361) - 20% decrease/increase in the assumed level of Post-retirement mortality (R10 782 425 - R9 711 918) <p>The most recent actuarial valuations of plan assets and present value of the unfunded defined benefit obligation were carried out at 30 June 2025 by a fellow of the Faculty of Actuaries and Fellow of Actuarial Society of South Africa. The present value of the defined benefit obligation, and the related current service costs and past service costs were measured using the Projected Unit Credit Method.</p>		
The members of the post-employment benefit plan are made up as follows:		
Pensioners	2	2
In-service members	106	106
The liability in respect of past service has been estimated as follows:		
In-service members	10 198 323	8 184 000
<p>The Municipality makes monthly contributions for health care arrangements to the following Medical Aid Schemes: Key Health, Bonitas, Samwumed and LA Health.</p>		

Dr Nkosazana Dlamini Zuma Local Municipality
Annual Financial Statements for the year ended 30 June 2025

Notes to the Financial statements

	2025	Restated 2024
	R	R
11.3 Post retirement health care benefits obligations (cont.)		
The principal assumptions used for the purposes of the actuarial valuations were as follows:		
Discount rate	Yield Curve	Yield Curve
		Difference between nominal and real yield curves
Expected inflation	Difference between nominal and real yield curves	9,18%
Health care cost inflation (CPI+1%)	8,28%	between discount rate and health care inflation rate
	Relationship between discount rate and health care inflation rate	
Net discount rate		
Below are the key risks identified by the actuaries during the valuation process and is disclosed in accordance with the requirements of GRAP 25. These risks may affect the amount, timing, and uncertainty of future cash flows arising from these obligations:		
Longevity Risk		
The liability increases if continuation members or their spouses live longer than expected. Assumptions are based on PA(90) mortality tables with future mortality improvements; deviations from these assumptions will affect the municipality's long-term obligations.		
Operational Risk		
The valuation relies heavily on data quality. Any inaccuracies in member records may impact the calculated liability, and corrections to these errors will result in corresponding adjustments to the obligation.		
Economic Risk		
The valuation is highly sensitive to the discount rate. The Bond Exchange Zero Coupon Yield Curve is applied, and changes in economic conditions or market interest rates will directly affect the municipality's accrued liability.		
Medical Aid Inflation Risk		
Assumptions link future medical aid contribution increases to long-term CPI. If actual increases exceed CPI + 1.5%, the liability will rise above current projections.		
The amount recognised in the statement of financial position is as follows:		
Present value of unfunded obligations	10 198 323	8 184 000
The amount recognised in the statement of financial performance is as follows:		
Total included in employee related costs - Contribution to medical aid schemes, pension funds, UIF and SDL	10 198 323	8 184 000
	10 198 323	8 184 000
Movements in the present value of the defined benefit obligation were as follows:		
Service cost	530 000	490 000
Net Interest expense	1 161 000	932 000
Remeasurements	446 802	(157 319)
	2 137 802	1 264 681
Current liabilities	87 695	108 000
Non current liabilities	10 110 629	8 076 000
	10 198 324	8 184 000
12 Housing operating account		
Movement in the current period / year:		
Opening balance	6 228 239	6 830 756
Expenditure incurred	(1 939 422)	(1 181 160)
Interest on call account	393 108	578 643
Closing balance	4 681 925	6 228 239
The Housing Operating Account is represented by cash and cash equivalents. As at 30 June 2025; First National Bank Account-63088927886(R4 988 245)	4 988 245	6 228 017

Dr Nkosazana Dlamini Zuma Local Municipality
Annual Financial Statements for the year ended 30 June 2025

Notes to the Financial statements

		2025 R	Restated 2024 R
13 Revenue			
Revenue comprises revenue from exchange and non-exchange transactions as follows:			
13.1 Revenue from exchange transactions			
Service charges	14	4 527 879	4 378 912
Licences and permits	15	690 682	512 125
Agency services	16	605 400	609 274
Rental of facilities and equipment	17	1 884 751	2 353 721
Other income	18	771 760	1 899 991
Contract revenue	43	4 786 087	6 575 466
Interest received	19	13 671 748	15 970 079
Gain on disposal of assets		425 000	-
		27 363 306	32 299 567
13.2 Revenue from non - exchange transactions			
Property rates	20	44 314 687	42 391 594
Property rates - penalties imposed	20	9 065 522	7 552 571
Government grants and subsidies	21	211 530 020	202 952 905
Traffic fines		555 400	337 200
Assets donated	22	149 606	-
Pound Fees		355 677	407 633
Incidental Cash Surpluses	23	39 310	162 716
		266 010 222	253 926 378
Incidental cash surpluses relates to fruitless & wasteful expenditure to be recovered from relevant officials and bursary refunds from employees who did not fulfil their obligations.			
14 Service charges			
Service charges - Refuse removal		4 527 879	4 378 912
15 Licences and permits			
Licences and permits		690 682	512 125
16 Agency services			
Agency services		605 400	609 274
The municipality receives 10% on amounts collected for vehicle registrations since this is the function of Department of Transport.			
17 Rental of facilities and equipment			
Market related		1 829 420	2 284 669
Non-Market related		55 331	69 052
		1 884 751	2 353 721
18 Other income			
Sale of Goods		70 749	489 073
Insurance Refunds & Commissions		19 749	586 520
Cemetery and Burial		4 465	3 199
Building Plan Approval		133 499	137 418
Skills Development Levy Refund		126 356	51 297
Photocopies and Faxes		299 079	224 099
Clearance Certificates		-	1 248
Landfil site provision adjustment		117 863	407 137
		771 760	1 899 991
19 Interest received			
Interest Received - Deposit held by Suppliers		34 040	18 413
Interest Received - Current Account		434 569	685 533
Interest Received - Investments		13 203 138	15 266 133
		13 671 748	15 970 079
20 Property rates			
Residential		10 325 117	9 641 043
Business & Commercial		8 582 735	8 522 992
Agricultural		12 699 178	12 141 315
State owned		10 817 952	10 440 133
Vacant		1 889 705	1 646 111
Total		44 314 687	42 391 594
Penalties			
Property rates		8 813 694	7 372 476
Service charges		251 828	180 095
		9 065 522	7 552 571

Dr Nkosazana Dlamini Zuma Local Municipality
Annual Financial Statements for the year ended 30 June 2025

Notes to the Financial statements

	2025 R	Restated 2024 R
Valuations		
Agriculture	4 116 322 000	4 125 329 000
Business & Commercial	537 302 000	529 572 000
Impermissible	28 884 000	28 884 000
Industrial	20 400 000	20 400 000
Municipal	79 194 000	79 194 000
Protected Areas	60 827 000	60 827 000
Public Benefit Organisations	67 260 000	67 260 000
Public Service Infrastructure	1 782 000	1 782 000
Public service purpose	450 292 000	450 292 000
Residential	918 779 000	905 624 000
Vacant Land	89 665 000	84 040 000
	6 370 707 000	6 353 204 000
Valuation of properties within the boundaries of the Municipal area are performed every five years. The current valuation came into effect on 1 July 2022. Annual valuations are carried out to take account of changes in individual property values due to subdivisions, property improvements etc. Rates are levied on an annual basis, over 12 months. A reduction is granted in terms of the Municipal Property Rates Act on the first R15 000 of the market value of all residential properties (in addition to the first R15 000 exempt in terms of MPRA an additional amount of R 35 000 is granted to all developed residential properties). Qualifying Public Service Infrastructure are granted a 100% impermissible exemption. A 30% rebate is granted to all developed properties except for State owned properties/PSPs. An additional 5% rebate is granted to all developed properties outside townlands except for State owned properties/PSPs. Qualifying Pensioners receive a rebate between 50% to 100% depending on the Market Value of property and household income. Qualifying Owners of Properties Utilised Exclusively for Tourism and Hospitality Purposes are granted a percentage rebate. 100% indigent rebates are offered to qualifying applicants who meets the qualifying requirements as stated in the Rates and Indigent policies. PBOs/NPOs who meets requirements as stated in the Rates Policy are granted 100% rebates.		
21 Government grants and subsidies		
Operating grants		
Equitable share	170 739 890	162 271 000
Financial management grant	1 900 000	1 950 000
Community library services grant	4 873 000	4 169 000
Expanded public works programmes	1 832 000	2 178 000
Disaster Management Programme	-	1 000 000
Municipal Employment Initiative	-	530 905
	179 344 890	172 098 905
Capital grants		
Greenest Award Municipal Grant	867 130	1 200 000
Cleanest Municipality Competition	-	-
Municipal infrastructure grant	31 318 000	29 654 000
	32 185 130	30 854 000
	211 530 020	202 952 905
Grants reconciliation is on note number 10.		
22 Assets donated		
Assets donated	149 606	-
Donated assets relates to computer equipment donated by Department of Arts and Culture, the donated value of the assets reflect their fair value as at the date of acquisition by the municipality.		
23 Incidental Cash Surpluses		
Bad debts recovered	-	21 900
Staff recoveries	39 310	140 816
	39 310	162 716

Dr Nkosazana Dlamini Zuma Local Municipality
Annual Financial Statements for the year ended 30 June 2025

Notes to the Financial statements

	2025 R	Restated 2024 R
24 Employee related costs		
Salaries and wages	69 698 448	68 882 325
Bonus paid and bonus provision	4 757 471	4 953 708
Contribution to UIF, SDL, Bargaining Council	1 413 890	1 369 696
Contribution to medical aid schemes	4 898 752	3 834 670
Contribution to pension funds	9 401 700	9 075 194
Leave pay and provision charge	1 206 599	789 525
Travel and car allowances	556 818	479 598
Overtime payments	1 744 530	1 551 374
Housing benefits and other employee related costs	207 132	170 803
	93 885 340	91 106 893
Remuneration of the Municipal Manager		
Basic Salary	997 356.34	1 027 725
Back Pay	-	149 603
Cash gratuity	-	20 340
Leave payment	-	-
Travel, housing and other allowances	180 000	180 000
Contribution to medical aid, pension fund and UIF	202 530	174 143
	1 379 887	1 551 812
Remuneration of the Chief Financial Officer		
Basic Salary	1 007 811	1 099 167
Back Pay	-	204 672
Cash gratuity	-	20 340
Leave Payment	-	-
Travel, housing and other allowances	141 205	42 781
Contribution to medical aid, pension fund and UIF	143	9 194
	1 149 159	1 376 153
Remuneration of the Public Works and Basic Services Manager		
Basic Salary	912 062	808 901
Back Pay	-	217 177
Cash gratuity	-	20 340
Leave Payment	-	34 221
Travel, housing and other allowances	130 818	130 818
Contribution to medical aid, pension fund and UIF	143	2 125
	1 043 023	1 213 582
Remuneration of the Community Servicer Manager (Z. Mlata)		
Basic Salary	-	478 757
Back Pay	-	217 177
Cash gratuity	-	8 475
Leave Payment	-	75 287
Travel, housing and other allowances	-	-
Contribution to medical aid, pension fund and UIF	-	886
	-	780 581
Remuneration of the Community Servicer Manager (GK. Mchunu)		
Basic Salary	939 719	139 045
Back Pay	-	-
Cash gratuity	-	3 390
Leave Payment	-	-
Travel, housing and other allowances	-	-
Contribution to medical aid, pension fund and UIF	143.00	354
	939 862	142 790
Remuneration of the Corporate Services Manager		
Basic Salary	1 023 016	1 023 016
Back Pay	126 000	153 754
Cash gratuity	-	20 340
Leave Payment	-	-
Travel, housing and other allowances	-	126 000
Contribution to medical aid, pension fund and UIF	143.00	2 125
	1 149 159	1 325 235
Remuneration of the Planning and Development Manager		
Basic Salary	1 113 243	1 130 063
Back Pay	-	145 508
Cash gratuity	-	20 340
Leave Payment	-	-
Travel, housing and other allowances	-	-
Contribution to medical aid, pension fund and UIF	143.00	21 078
	1 113 386	1 316 989

Dr Nkosazana Dlamini Zuma Local Municipality
Annual Financial Statements for the year ended 30 June 2025

Notes to the Financial statements

	2025 R	Restated 2024 R
25 Remuneration of Councillors		
Mayor		
Basic salary	665 625	639 604
Travel, housing and other allowances	261 554	262 353
Contribution to medical aid, pension fund and UIF	93 976	88 820
	1 021 155	990 777
Deputy Mayor		
Basic salary	780 482	752 906
Travel, housing and other allowances	45 554	46 353
Contribution to medical aid, pension fund and UIF	-	-
	826 036	799 259
Speaker		
Basic salary	536 675	517 212
Travel, housing and other allowances	213 554	214 353
Contribution to medical aid, pension fund and UIF	75 807	71 669
	826 036	803 234
Councillors		
Basic salary	7 449 004	7 368 141
Travel, housing and other allowances	1 600 117	1 552 667
Contribution to medical aid, pension fund and UIF	1 027 974	983 761
	10 077 096	9 904 569
Total remuneration of councillors	12 750 323	12 497 840
In-kind benefits:		
The Mayor, Deputy Mayor, Speaker and two Exco members are full-time. The Mayor, Deputy Mayor, and Speaker are provided with an office and secretarial support at the cost of the municipality. Councillors were paid within the Upper Limits envisaged in section 219 of the constitution and Government Gazette 51407 dated 17 October 2024. They are also provided with municipal vehicles at the cost of the municipality.		
26 Depreciation, Impairment and amortisation		
Property, plant and equipment - Depreciation	51 047 304	47 257 131
Property, plant and equipment - Impairment	26 830	475 734
Intangible assets - Amortisation	1 735 538	822 610
	52 809 672	48 554 513
27 Finance costs		
Interest paid on finance leases	34 059	65 467
Interest paid on expenses	6 953	4 705
Interest on provisions	2 757 976	2 342 064
	2 798 988	2 412 236
Interest on provisions includes interest on long service awards, post employment medical aid benefits and on landfill sites rehabilitation provision.		
28 Debt impairment		
Bad debt - Contribution to the impairment	2 251 001	22 670 084
Bad debt - Written off	315 198	1 329 300
	2 566 199	23 999 385

Dr Nkosazana Dlamini Zuma Local Municipality
Annual Financial Statements for the year ended 30 June 2025

Notes to the Financial statements

	2025 R	Restated 2024 R
29 Operational costs		
Accounting and Auditing	2 584 187	2 375 443
Achievements and Awards	1 148 370	864 636
Administrative and Support Staff	462 224	588 455
Advertising, Publicity and Marketing	2 113 074	943 987
Animal Care	384 108	143 377
Artists and Performers	234 000	261 800
Audit Committee	253 661	299 935
Bank Charges	86 820	140 172
Bargaining Council	1 114 060	1 057 046
Bursaries	2 276 194	1 503 872
Business and Advisory	321 135	849 576
Catering Services	1 958 505	1 750 066
Cleaning Services	93 150	307 876
Commissions and Committees	53 432	63 944
Communication	6 496	3 941
Consultants and Professional Services	435 590	623 847
Consumables	3 187 398	2 473 896
Contractors/Repairs and maintenance	12 867 324	17 872 350
Courier and Delivery Services	402 550	162 937
Deeds	7 609	3 844
Drivers Licences and Permits	4 610	
Electrification Projects	9 415 687	11 385 655
External Audit Fees	4 219 661	3 433 731
Gardening Services	58 982	109 249
Geoinformatics Services	3 302 106	513 439
Hire Charges	3 068 439	2 900 374
Indigent Relief	821 403	745 343
Insurance Underwriting	3 385 118	2 473 421
Land - Rental	83 544	70 563
Legal Advice and Litigation	102 784	197 159
Materials and Supplies	1 651 098	2 001 093
Motor Vehicle Licence and Registration	483 914	484 783
Municipal Services	5 781 268	4 528 094
Occupational Health and Safety	447 053	475 698
Parking Fees	22 555	18 540
Printing and Publications	372 497	882 565
Professional Bodies and Membership	138 896	126 955
Refuse Removal	1 927 496	1 997 953
Registration & Training Fees	773 148	904 274
Remuneration to Ward Committees	1 602 000	1 618 000
Security Services	19 192 358	14 431 290
Signage	71 000	125 845
Specialised Computer Service	2 083 010	1 503 358
Telephone, Fax, Telegraph	1 880 511	1 722 975
Transportation	819 830	701 065
Travel and Subsistence	4 041 123	3 772 071
Uniform and Protective Clothing	2 198 629	1 333 311
Property valuation fees	186 217	159 816
Wet Fuel	7 045 154	7 078 980
	105 169 976	97 986 600

Dr Nkosazana Dlamini Zuma Local Municipality
Annual Financial Statements for the year ended 30 June 2025

Notes to the Financial statements

	2025 R	Restated 2024 R
30 Cash generated from operations before interest		
Surplus for the period / year	25 771 030	20 116 720
Adjustment for:		
Interest received	(13 671 748)	(15 970 079)
Penalties on property rates	(9 065 522)	(7 552 571)
Gain on disposal of assets	(425 000)	-
Other income - Provision adjustment	(117 862)	-
Donated assets	(149 606)	-
Depreciation, impairment and amortisation	52 809 672	48 554 513
Finance costs	2 798 988	2 412 236
Movement in employee related cost provisions	523 491	53 000
Debt impairment	2 566 199	23 999 385
Fair value adjustment	(2 378 000)	(10 570 000)
Operating surplus before working capital changes	58 661 643	61 043 204
Working capital changes		
Movement in receivables from non-exchange transactions	(8 073 434)	(20 301 368)
Movement in receivables from exchange transactions	(496 389)	(1 396 347)
Movement in payables from exchange transactions	1 040 065	4 205 443
Movement in payables from non-exchange transactions	532 870	(6 354 962)
Cash generated from operations before interest	51 664 755	37 195 970
31 Changes from the approved budget to the final budget		
The changes between the approved and final budget are a consequence of the Adjustment Budget that was approved by Council		
32 Accounting by principals and agents		
The Municipality is a party to a principal-agent arrangement(s).		
Details of the arrangement is as follows:		
Department of Transport.		
The Municipality acts on behalf of the Department to issue licences to, and collect money from motorists, i.e. there are three parties to the arrangement, principal (Department of Transport), agent(Dr Nkosazana Dlamini Zuma Local Municipality) and third party (motorists).		
The Department of transport is responsible for issuing the licence, the transaction is however between the Department of Transport and the motorist, i.e. the municipality is not a party to the transaction with the third parties. The municipality facilitates the issuing of these licenses and the collection of the prescribed fees.		
The Municipality receives a fee of 10% of the transaction amount and there were no changes that occurred during the reporting period.		
Revenue recognised by the municipality as an agent is stated on note number 16 and any receivables outstanding at reporting date are included in other receivables in note 3		
Department of Human Settlements		
The Municipality acts as an agent on behalf of the Department for the implementation of housing projects. The Municipality receives funds from the Department and pays it over to contractors once invoices are received and certified by the Department.		
Reconciliation of the carrying amount of payables as a result of the above arrangement is on note number 10.2		
33 Commitments		
Authorised capital expenditure		
Approved and contracted		
- Infrastructure assets	4 594 360	17 803 540
- Community assets	1 336 121	4 754 386
-Other assets	628 040	2 736 918
-Furniture and office equipment	95 565	434 159
-Computer equipment	157 680	27 999.00
-Machinery and Equipment	964 000	-
Transport Assets	-	830 736
Intangible Assets	3 228 442	3 565 570
	11 004 209	30 153 308
Operating commitments		
Operating expenditure	43 711 039	54 575 759
	43 711 039	54 575 759
Total commitments	54 715 248	84 729 067
This expenditure will be financed from:		
Government grants	5 930 482	31 318 000
Internal funds	48 784 766	53 411 067
	54 715 248	84 729 067

Dr Nkosazana Dlamini Zuma Local Municipality

Annual Financial Statements for the year ended 30 June 2025

Notes to the Financial statements

	2025 R	Restated 2024 R
34 Unauthorised expenditure		
Opening balance	26 619 260	-
Unauthorised expenditure - current period	-	26 619 260
Unauthorised expenditure - written off by council	(26 619 260)	-
Closing balance	-	26 619 260
Refer to detailed analysis of current year unauthorised expenditure below:		
Remuneration of councillors	-	13 954
Depreciation, impairment and amortisation	-	4 306 288
Debt Impairment	-	22 299 018
	-	26 619 260
35 Fruitless and wasteful expenditure		
Opening balance	4 705	2 939
Fruitless and wasteful expenditure - current period	6 953	4 705
Fruitless and wasteful expenditure - transferred to debtors (to be recovered)	-	-
Fruitless and wasteful expenditure - written off by council	(8 493)	(2 939)
Closing balance	3 165	4 705
Current year fruitless and wasteful expenditure is for interest charged on outstanding accounts for Eskom and Harry Gwala. The municipality has requested the supplier to email all statements in order to avoid penalties, some of the accounts are emailed while others are posted. The closing balance of R3 165 will be investigated in 2025/2026 financial year.		
36 Irregular expenditure		
Opening balance	495 000	1 140 000
Irregular Expenditure - prior period	-	391 620
Irregular expenditure - current period (emanating from prior year(s))	-	60 000
Irregular expenditure - current period	-	103 380
Irregular expenditure - written off by council	(495 000)	(1 200 000)
Closing balance	-	495 000
Refer to detailed analysis of current year irregular expenditure below:		
SCM Regulation 29(4) - Person attending BEC and BAC	-	-
Non-compliance with SCM Policy-tender advertised for 13 days instead of 14 days	-	60 000
SCM Regulation 27(2) - unbiased specification	-	495 000
SCM Regulation 12(3) - Splitting of tender bids	-	-
	-	555 000
Irregular Expenditure - prior period amount of R391 620 refer to the amount of R103 380 disclosed in 2023/2024 and the appointment amount of R495 000. Furthermore, there has been a correction in classification of irregular expenditure identified in prior year from SCM Regulation 12(3) - Splitting of tender bids to SCM Regulation 27(2) - unbiased specification		

Dr Nkosazana Dlamini Zuma Local Municipality
Annual Financial Statements for the year ended 30 June 2025

Notes to the Financial statements

	2025 R	Restated 2024 R
37 SCM Deviations		
Details of Section 36 deviations		
Reported to council	2 225 248	1 466 079
	2 225 248	1 466 079
Refer to detailed analysis of current year deviations below:		
Emergency	-	65 550
Single supplier	1 205 696	16 086
Impractical to follow official procurement processes	1 019 552	1 384 443
TOTAL	2 225 248	1 466 079
In terms of regulation 36 of the Municipal SCM regulation, any deviation from SCM policy needs to be recorded with reasons, approved by Accounting Officer and reported to the next Council meeting for noting and to be included as a note to the annual financial statements. The awards listed above have been approved by the Accounting Officer and noted by Council. All deviations are reported monthly and on quarterly basis to the Council with a detailed schedule and reasons thereto.		
38 Awards to close family members of persons in the service of the state		
In terms of Municipal SCM regulation 45, any award above R2 000 to a family of employee in the service of the state must be disclosed in the Annual Financial Statements. Dr. Nkosazana Dlamini Zuma Municipality made an award to a relative of Patricia Daya employed at the department of education to the value to state in 2024/25.	230 000	212 175
39 Additional disclosure in terms of the Municipal Finance Management Act		
39.1 Contributions to organised local government		
Current period / year subscription	1 114 060	1 057 046
Amount paid in the current period	(1 114 060)	(1 057 046)
Balance unpaid included in payables	-	-
39.2 Audit fees		
Opening balance	-	-
Current period	4 219 661	3 433 731
Amount paid in the current period	(4 219 661)	(3 433 731)
Balance unpaid included in payables	-	-
39.3 Bargaining Council, UIF and SDL		
Opening balance	-	-
Current period amount	1 413 890	1 369 696
Amount paid in the current period	(1 413 890)	(1 369 696)
Balance unpaid included in creditors	-	-
39.4 Pension and medical aid deductions		
Opening balance	-	-
Payroll deductions	14 300 452	14 054 115
Amount paid in the current period	(14 300 452)	(14 054 115)
Balance unpaid included in creditors	-	-
39.5 Pay-As-You-Earn		
Opening balance	-	-
Payroll deductions	12 262 084	11 834 420
Amount paid in the current period	(12 262 084)	(11 834 420)
Balance unpaid included in creditors	-	-

Dr Nkosazana Dlamini Zuma Local Municipality

Annual Financial Statements for the year ended 30 June 2025

Notes to the Financial statements**40 Risk Management****40.1 Financial management risk**

The municipality's activities expose it to a variety of financial risks: cash flow risk, credit risk and liquidity risk.

The municipality's overall risk management program focuses on the unpredictability of financial markets and seeks to minimise potential adverse effects on the municipality's financial performance.

The Directorate : Budget and Treasury Office monitors and manages the financial risks related to operations through internal policies and procedures . These risks include interest rate risks , credit risks and liquidity. Compliance with policies and procedures is reviewed continuously by the internal auditors and annually by external auditors. The municipality does not enter into or trade financial instruments for speculative purposes.

Internal auditors responsible for initiating a control framework and monitoring and responding to potential risks , reports to the municipality's audit committee, an independent body that monitors the effectiveness of the internal audit.

40.2 Liquidity risk

The municipality's risk to liquidity is a result of the funds available to cover future commitments. The municipality manages liquidity risk through an ongoing review of future commitments cash flow forecasts and credit facilities.

The table below analyses the municipality's financial liabilities at the date of statement of financial position. The amounts disclosed in the table are the contractual undiscounted cash flows. Balances due within 12 months and beyond 12 months equal their carrying balances as the impact of discounting is not significant.

	Less than 1 Year	Over 1 Year and not more than 5 Years	Over 5 Years	Total
Maturity profile - 30 June 2025				
Finance lease obligations	120 408	-	-	120 408
Trade payables	49 285 739	-	-	49 285 739
Total	49 406 147	-	-	49 406 147
	Less than 1 Year	Over 1 Year and not more than 5 Years	Over 5 Years	Total
Maturity profile - 30 June 2024(Restated)				
Finance lease obligations	264 243	120 408	-	384 651
Trade payables	51 030 714	-	-	51 030 714
Total	51 294 957	120 408	-	51 415 364

Dr Nkosazana Dlamini Zuma Local Municipality
Annual Financial Statements for the year ended 30 June 2025

Notes to the Financial statements

	2025 R	Restated 2024 R		
40 Risk Management (cont.)				
40.3 Credit risk				
Credit risk consists mainly of cash deposits, cash equivalents, and receivables. The municipality only deposits cash with major banks with high quality credit standing and limits exposure to any one counter- party.				
Receivables comprise a widespread customer base. Management evaluates credit risk relating to customers on an ongoing basis taking into account nature of debtor, past experience and other factors.				
Financial assets exposed to credit risk at year end were as follows:				
Financial instruments				
Receivables from non-exchange transactions	1 824 438	1 876 149		
Receivables from exchange transactions	6 404 569	6 477 160		
Bank, and cash equivalents	133 328 175	139 435 415		
	141 557 182	147 788 724		
40.4 Interest rate risk				
As the municipality has no significant interest-bearing assets, the municipality's income and operating cash flows are substantially independent of changes in market interest rates.				
The municipality's interest rate risk arises from short term investments. Investments are made at variable rates and are exposed to cash flow interest rate risk.				
At the end of the accounting period / year end, financial instruments exposed to interest rate risk were Call Deposits and Notice Deposits.				
41 Related parties				
41.1 Relationships				
Compensation to the Accounting Officer, other Key Management and to Councillors:				
Accounting Officer and other key management	6 774 477	7 707 142		
Councillors	12 750 323	12 497 840		
	19 524 800	20 204 982		
41.2 Personal Details for 30 June 2025				
	Basic Salary, Back Pay, and Gratuity	Travel, housing, Performance bonus and other allowances	Contribution to medical aid, pension fund and UIF	Outstanding balances - Receivables/(Payables)
Key Management				
NC Vezi - Municipal Manager	997 356	180 000	202 530	-
MP Mtungwa - Chief Financial Officer	1 007 811	141 205	143	-
SV Mngadi - Public Works and Basic Services Manager	273 375	130 818	143	-
GK Mchunu - Community Services Manager	939 719	-	143	-
SJ Sondezi - Corporate Services Manager	1 023 016	126 000	143	-
TI Dawe - Planning and development manager	1 113 243	-	143	-
Councillors				
PS MSOMI - Mayor	665 625	261 554	93 976	-
KA HADEBE - Deputy Mayor	780 482	45 554	-	-
SS PHOSWA - Speaker	536 675	213 554	75 807	-
VAT MTHEMBU - Chief wip	273 375	141 828	38 551	-
D ADAMS - Councillor	249 234	119 820	-	31 927
DR NGCAMU - Councillor	206 748	118 370	29 157	-
NG DLAMINI - Councillor	273 375	141 828	38 551	-
SJ PHAKATHI - Councillor	206 748	118 370	29 157	-
BB NTSHIZA - Councillor	270 067	45 554	38 655	-
BR MEMELA - Councillor	346 610	45 554	49 609	-
RS MLOTSHWA - Councillor	357 092	45 554	51 109	-
PK MEMELA - Councillor	270 067	47 004	38 655	-
P MAYEZA - Councillor	5 476	-	-	-
Z NDLOVU - Councillor	5 476	-	-	-
MP MBANJWA - Councillor	5 476	-	-	-
TE MDLADLA - Councillor	270 067	45 054	38 655	-
HS MLIBENI - Councillor	640 091	47 004	91 613	-
N DLAMINI - Councillor	270 067	45 554	38 655	-
RC ALDOUS-TROLLOPE - Councillor	270 067	47 004	38 655	-
MW MTOLO - Councillor	346 610	45 554	49 609	-
SG MKHIZE - Councillor	270 067	47 004	38 655	-
NC DLAMNI - Councillor	270 067	45 554	38 655	-
PN MDLANGATHI - Councillor	270 067	45 554	38 655	-
BB KHATHI - Councillor	270 067	45 554	38 655	-
MTC BHENGU - Councillor	270 067	45 554	38 655	-

Dr Nkosazana Dlamini Zuma Local Municipality
Annual Financial Statements for the year ended 30 June 2025

Notes to the Financial statements

			2025 R	Restated 2024 R
IT SHOBA - Councillor	270 067	45 554	38 655	-
NP ZULU - Councillor	270 067	47 004	38 655	-
X ZAMISA - Councillor	270 067	45 554	38 655	-
SA ZONDI - Councillor	263 682	47 004	38 655	-
N ZIKODE - Councillor	263 682	47 004	38 655	-
TF DUMAKUDE - Councillor	159 179	27 419	22 351	-
MM DLAMINI - Councillor	270 067	45 554	38 655	-
DM SITHOLE - Councillor	65 216	11 751	9 782	-
	9 431 786	2 120 779	1 197 758	31 927

Personal Details for 30 June 2024

Key Management

NC Vezi - Municipal Manager	1 197 669	180 000	174 143	-
MP Mtungwa - Chief Financial Officer	1 324 179	42 781	9 194	-
SV Mngadi - Public Works and Basic Services Manager	1 080 639	130 818	2 125	-
Z Mlata - Community Servicer Manager (Former)	779 695	-	886	-
GK Mchunu - Community Servicer Manager (Current)	142 435	-	354	-
SJ Sondezi - Corporate Services Manager	1 197 110	126 000	2 125	-
TI Dawe - Planning and development manager	1 295 911	-	21 078	-

Councillors

PS MSOMI - Mayor	639 604	262 353	88 820	-
KA HADEBE - Deputy Mayor	752 906	46 353	-	-
SS PHOSWA - Speaker	517 212	214 353	71 669	-
VAT MTHEMBU - Chief wip	266 199	130 311	36 790	-
D ADAMS - Councillor	229 612	118 477	-	-
DR NGCAMU - Councillor	243 627	70 625	33 935	-
NG DLAMINI - Councillor	265 480	141 712	36 790	-
SJ PHAKATHI - Councillor	202 280	118 478	27 646	-
BB NTSHIZA - Councillor	266 480	46 353	36 837	-
BR MEMELA - Councillor	340 064	46 353	47 274	-
RS MLOTSHWA - Councillor	350 146	46 353	49 751	-
PK MEMELA - Councillor	266 480	46 353	36 837	-
P MAYEZA - Councillor	174 534	26 768	21 009	-
Z NDLOVU - Councillor	174 534	26 768	21 009	-
MP MBANJWA - Councillor	174 534	26 768	21 009	-
TE MDLADLA - Councillor	266 480	46 353	36 837	-
HS MLIBENI - Councillor	626 154	46 353	87 306	-
N DLAMINI - Councillor	266 480	46 353	36 837	-
RC ALDOUS-TROLLOPE - Councillor	266 480	46 353	36 837	-
MW MTOLO - Councillor	340 064	46 353	47 274	-
SG MKHIZE - Councillor	266 480	46 353	36 837	-
NC DLAMNI - Councillor	266 480	46 353	36 837	-
PN MDLANGATHI - Councillor	266 480	46 353	36 837	-
BB KHATHI - Councillor	266 480	46 353	36 837	-
MTC BHENGU - Councillor	266 480	46 353	36 837	-
IT SHOBA - Councillor	264 680	46 353	36 837	-
NP ZULU - Councillor	266 180	46 353	36 837	-
X ZAMISA - Councillor	265 761	46 353	36 837	-
SA ZONDI - Councillor	84 425	15 668	12 663	-
N ZIKODE - Councillor	84 425	15 668	12 663	-
TF DUMAKUDE - Councillor	84 425	15 668	12 663	-
MM DLAMINI - Councillor	266 216	46 353	37 101	-
	9 277 864	2 064 324	1 144 252	-

42 Contingencies
Contingent asset

A contingent asset exists representing a possible recovery of Municipal funds frequently disbursed from the Municipality's bank account by a former employee of the institution.

Contingent Liability

There are no outstanding litigation claims as at the end of the financial year to be reported under this item.

Dr Nkosazana Dlamini Zuma Local Municipality
Annual Financial Statements for the year ended 30 June 2025

Notes to the Financial statements

43	Contract revenue	2025	Restated 2024
	As at reporting date 30 June 2025:		
	Amount of contract revenue recognised	4 786 087	6 575 466
	Amount of contract costs incurred	(4 786 087)	(6 575 466)
	Balance of revenue received in advanced	-	-
	Amount of retentions	179 477	1 967 097
44	Correction of error	2024	2023
	Rates and Penalties		
	During the year, management identified that billing in respect of Account Number. 217545, was not discontinued after the transfer and sale of the related property. As a result, revenue and debtors were incorrectly recognised in prior periods.	(121 758)	(740 609)
	Allowance for impairment		
	During the year, management identified that certain rental properties leased to government institutions were incorrectly classified as being rented to private persons in prior periods. In terms of the municipality's impairment methodology, receivables from government institutions are not subject to impairment. The misclassification therefore resulted in an overstatement of the impairment provision and related expense in prior periods.	339 523	803 947
	Retention creditors		
	During the year, it was identified that the accrual of trade payables relating to retentions excluded Value Added Tax (VAT). This treatment is not consistent with the requirements of the GRAP reporting framework. This resulted in an understatement of the retention liability and the related input value added tax accrual.	389 895	1 295 453
	Allowance for impairment		
	During the year, it was identified that the reconciliation of the impairment allowance relating to other receivables was incorrectly disclosed under Receivables from Exchange Transactions instead of Receivables from Non-exchange Transactions.	45 649	(576 658)
	Cash generated from operations before interest		
	During the year, it was identified that the finance costs of provisions relating to Long service awards obligation and Post retirement health care benefits obligations were incorrectly adjusted for under movements in provisions instead of finance costs in note 30	1 359 000	1 277 000
	<i>Impact on previously reported totals and balances</i>		
	Statement of Financial Position	2024	2023
	Current Assets		
	Receivables from non-exchange transactions	268 137	554 844
	Receivables from exchange transactions	339 523	803 947
	Current Liabilities		
	Payables from exchange transactions	389 895	1 295 453
	TOTAL NET ASSETS		
	Accumulated surplus	217 765	63 338
	Statement of Financial Performance		
	Revenue from non exchange transactions		
	Property rates	-	(714 310)
	Penalties on property rates	(121 758)	(26 300)
	Expenditure		
	Debt impairment	(339 523)	(803 947)
	Surplus for the year	217 765	63 338

Notes to the financial statements

3.1	Receivables from non-exchange transactions		
	Input Value added tax - Accrual	389 895	1 295 453
	Allowance for impairment	45 649	(576 658)
3.1	Receivables from exchange transactions		
	Allowance for impairment	(45 649)	576 658
9	Payables from exchange transactions		
	Retention creditors	389 895	1 295 453
30	Cash generated from operations before interest		
	Adjustment for:		
	Finance costs	1 359 000	1 277 000
	Movement in provisions	(1 359 000)	(1 277 000)




AUDITOR-GENERAL
SOUTH AFRICA

AUDIT REPORT

Dr Nkosazana Dlamini Zuma

Local Municipality

2024-25



Report of the auditor-general to the KwaZulu-Natal Provincial Legislature and the council on Dr Nkosazana Dlamini Zuma Local Municipality

Report on the audit of the financial statements

Opinion

1. I have audited the financial statements of the Dr Nkosazana Dlamini Zuma Local Municipality set out on pages xx to xx, which comprise the statement of financial position as at 30 June 2025, the statement of financial performance, statement of changes in net assets, cash flow statement and the statement of comparison of budget and actual amounts for the year then ended, as well as notes to the financial statements, including a summary of significant accounting policies.
2. In my opinion, the financial statements present fairly, in all material respects, the financial position of Dr Nkosazana Dlamini Zuma Local Municipality as at 30 June 2025 and its financial performance and cash flows for the year then ended in accordance with the Standards of Generally Recognised Accounting Practice (GRAP), the requirements of the Municipal Finance Management Act 56 of 2003 (MFMA) and the Division of Revenue Act 24 of 2024 (Dora).

Basis for opinion

3. I conducted my audit in accordance with the International Standards on Auditing (ISAs). My responsibilities under those standards are further described in the responsibilities of the auditor-general for the audit of the financial statements section of my report.
4. I am independent of the municipality in accordance with the International Ethics Standards Board for Accountants' *International Code of ethics for Professional Accountants (including International Independence Standards)* (IESBA code) as well as other ethical requirements that are relevant to my audit in South Africa. I have fulfilled my other ethical responsibilities in accordance with these requirements and the IESBA code.
5. I believe that the audit evidence I have obtained is sufficient and appropriate to provide a basis for my opinion.

Emphasis of matters

6. I draw attention to the matters below. My opinion is not modified in respect of these matters.

Material impairments – Receivable from non-exchange transaction

7. As disclosed in note 3.1 to the financial statements, receivables from non-exchange transactions were impaired by R53,95 million (2023-24: R53,20 million) as the recoverability of these amounts were considered to be doubtful.

Material impairments – Receivables from exchange transactions

8. As disclosed in note 3,2 to the financial statements, receivables from non-exchange transactions were impaired by R11,91 million (2023-24: R10,40 million) as the recoverability of these amounts were considered doubtful.

Other matter

9. I draw attention to the matter below. My opinion is not modified in respect of this matter.

Unaudited disclosure notes

10. In terms of section 125(2)(e) of the MFMA, the particulars of non-compliance with the MFMA should be disclosed in the financial statements. This disclosure requirement did not form part of the audit of the financial statements and, accordingly, I do not express an opinion on it.

Responsibilities of the accounting officer for the financial statements

11. The accounting officer is responsible for the preparation and fair presentation of the financial statements in accordance with the GRAP and the requirements of the MFMA and Dora; and for such internal control as the accounting officer determines is necessary to enable the preparation of financial statements that are free from material misstatement, whether due to fraud or error.
12. In preparing the financial statements, the accounting officer is responsible for assessing the municipality's ability to continue as a going concern; disclosing, as applicable, matters relating to going concern; and using the going concern basis of accounting unless the appropriate governance structure either intends to liquidate the municipality or to cease operations, or has no realistic alternative but to do so.

Responsibilities of the auditor-general for the audit of the financial statements

13. My objectives are to obtain reasonable assurance about whether the financial statements as a whole are free from material misstatement, whether due to fraud or error; and to issue an auditor's report that includes my opinion. Reasonable assurance is a high level of assurance but is not a guarantee that an audit conducted in accordance with the ISAs will always detect a material misstatement when it exists. Misstatements can arise from fraud or error and are considered material if, individually or in aggregate, they could reasonably be expected to influence the economic decisions of users taken on the basis of these financial statements.
14. A further description of my responsibilities for the audit of the financial statements is included in the annexure to this auditor's report. This description, which is located at page xxx, forms part of my auditor's report.

Report on the audit of the annual performance report

15. In accordance with the Public Audit Act 25 of 2004 (PAA) and the general notice issued in terms thereof; I must audit and report on the usefulness and reliability of the reported performance against predetermined objectives for the selected key performance area presented in the annual performance report. The accounting officer is responsible for the preparation of the annual performance report.
16. I selected the following key performance area presented in the annual performance report for the year ended 30 June 2025 for auditing. I selected the key performance area that measures the municipality's performance on its primary mandated functions and that are of significant national, community or public interest.

Key performance area	Page numbers	Purpose
Basic service delivery and infrastructure development	XX	The Public Works and Basic Services (PWBS) Department is responsible for the development and implementation of processes, systems and strategies designed to procure and sustain infrastructural capacity required by the Municipality in its quest to provide quality services to the community as well as ensuring that resources at the Municipality's disposal are equitably distributed to all areas of operation to enhance service delivery to benefit the people.

17. I evaluated the reported performance information for the selected key performance area against the criteria developed from the performance management and reporting framework, as defined in the general notice. When an annual performance report is prepared using these criteria, it provides useful and reliable information and insights to users on the municipality's planning and delivery on its mandate and objectives.
18. I performed procedures to test whether:
- the indicators used for planning and reporting on performance can be linked directly to the municipality's mandate and the achievement of its planned objectives
 - all the indicators relevant for measuring the municipality's performance against its primary mandated and prioritised functions and planned objectives are included
 - the indicators are well defined to ensure that they are easy to understand and can be applied consistently, as well as verifiable so that I can confirm the methods and processes to be used for measuring achievements
 - the targets can be linked directly to the achievement of the indicators and are specific, time bound and measurable to ensure that it is easy to understand what should be delivered and by when, the required level of performance as well as how performance will be evaluated

- the indicators and targets reported on in the annual performance report are the same as those committed to in the approved initial or revised planning documents
- the reported performance information is presented in the annual performance report in the prescribed manner and is comparable and understandable
- there is adequate supporting evidence for the achievements reported and for measures taken to improve performance.

19. I performed the procedures for the purpose of reporting material findings only; and not to express an assurance opinion or conclusion.

20. The material finding on the reported performance information for the selected key performance area is as follows:

Basic service delivery and infrastructure development

Number of municipal towns upgraded to enhance economic development

21. An achievement of 1 was reported against a target of 1. I could not determine whether the reported achievement was correct, as the indicator was not well defined, and I could not verify the methods and processes used to measure the achievements. Consequently, the reported achievement might be more or less than reported and was not reliable for determining if the target has been achieved.

Other matters

22. I draw attention to the matter below.

Achievement of planned targets

23. The annual performance report includes information on reported achievements against planned targets and provides measures taken to improve performance. This information should be considered in the context of the material finding on the reported performance information.

24. The tables that follows provides information on the achievement of planned targets and lists the key indicators that were not achieved as reported in the annual performance report. The measures taken to improve performance are included in the annual performance report on pages xxx to xxx.

Basis service delivery and infrastructure development

<i>Targets achieved: 90%</i> <i>Budget spent: 85%</i>		
Key indicator not achieved	Planned target	Reported achievement
Number of kilometres of gravel roads steep hills upgraded to concrete surface.	1,830 Km	1,264 Km
Number of Work Opportunities created through EPWP grant	271	259

Material misstatements

25. I identified preventable material misstatement in the annual performance report submitted for auditing. The material misstatement was in the reported performance information for basic service delivery and infrastructure development. Management did not correct the misstatement and I reported a material finding in this regard.

Report on compliance with legislation

26. In accordance with the PAA and the general notice issued in terms thereof, I must audit and report on compliance with applicable legislation relating to financial matters, financial management and other related matters. The accounting officer is responsible for the municipality's compliance with legislation.
27. I performed procedures to test compliance with selected requirements in key legislation in accordance with the findings engagement methodology of the Auditor-General of South Africa (AGSA). This engagement is not an assurance engagement. Accordingly, I do not express an assurance opinion or conclusion.
28. Through an established AGSA process, I selected requirements in key legislation for compliance testing that are relevant to the financial and performance management of the municipality, clear to allow consistent measurement and evaluation, while also sufficiently detailed and readily available to report in an understandable manner. The selected legislative requirements are included in the annexure to this auditor's report.
29. I did not identify any material non-compliance with the selected legislative requirements.

Other information in the annual report

30. The accounting officer is responsible for the other information included in the annual report. The other information does not include the financial statements, the auditor's report and the selected key performance area presented in the annual performance report that has been specifically reported on in this auditor's report.
31. My opinion on the financial statements, and my reports on the audit of the annual performance report and compliance with legislation do not cover the other information included in the annual report and I do not express an audit opinion or any form of assurance conclusion on it.
32. My responsibility is to read this other information and, in doing so, consider whether it is materially inconsistent with the financial statements and the selected key performance area presented in the annual performance report or my knowledge obtained in the audit, or otherwise appears to be materially misstated.

33. I did not receive the other information prior to the date of this auditor's report. When I do receive and read this information, if I conclude that there is a material misstatement therein, I am required to communicate the matter to those charged with governance and request that the other information be corrected. If the other information is not corrected, I may have to retract this auditor's report and re-issue an amended report as appropriate. However, if it is corrected this will not be necessary.

Internal control deficiencies

34. I considered internal control relevant to my audit of the financial statements, annual performance report and compliance with applicable legislation; however, my objective was not to express any form of assurance on it.
35. The matter reported below is limited to the significant internal control deficiency that resulted in the material finding on the annual performance report included in this report.
36. Management did not adequately review the Service delivery budget implementation plan to ensure that the indicators and targets contained therein are well-defined. Moreover, leadership did not implement effective oversight over performance reporting which resulted in material finding on the annual performance report.

Auditor General
Pietermaritzburg

30 November 2025



AUDITOR - GENERAL
SOUTH AFRICA

Auditing to build public confidence

Annexure to the auditor's report

The annexure includes the following:

- The auditor-general's responsibility for the audit
- The selected legislative requirements for compliance testing

Auditor general's responsibility for the audit

Professional judgement and professional scepticism

As part of an audit in accordance with the ISAs, I exercise professional judgement and maintain professional scepticism throughout my audit of the financial statements and the procedures performed on reported performance information for selected key performance area and on the municipality's compliance with selected requirements in key legislation.

Financial statements

In addition to my responsibility for the audit of the financial statements as described in this auditor's report, I also:

- identify and assess the risks of material misstatement of the financial statements, whether due to fraud or error; design and perform audit procedures responsive to those risks; and obtain audit evidence that is sufficient and appropriate to provide a basis for my opinion. The risk of not detecting a material misstatement resulting from fraud is higher than for one resulting from error, as fraud may involve collusion, forgery, intentional omissions, misrepresentations or the override of internal control.
- obtain an understanding of internal control relevant to the audit in order to design audit procedures that are appropriate in the circumstances, but not for the purpose of expressing an opinion on the effectiveness of the municipality's internal control.
- evaluate the appropriateness of accounting policies used and the reasonableness of accounting estimates and related disclosures made.
- conclude on the appropriateness of the use of the going concern basis of accounting in the preparation of the financial statements. I also conclude, based on the audit evidence obtained, whether a material uncertainty exists relating to events or conditions that may cast significant doubt on the ability of the municipality to continue as a going concern. If I conclude that a material uncertainty exists, I am required to draw attention in my auditor's report to the related disclosures in the financial statements about the material uncertainty or, if such disclosures are inadequate, to modify my opinion on the financial statements. My conclusions are based on the information available to me at the date of this auditor's report. However, future events or conditions may cause the municipality to cease operating as a going concern.
- evaluate the overall presentation, structure and content of the financial statements, including the disclosures, and determine whether the financial statements represent the underlying transactions and events in a manner that achieves fair presentation.

Communication with those charged with governance

I communicate with the accounting officer regarding, among other matters, the planned scope and timing of the audit and significant audit findings, including any significant deficiencies in internal control that I identify during my audit.

I also provide the accounting officer with a statement that I have complied with relevant ethical requirements regarding independence and communicate with them all relationships and other matters that may reasonably be thought to bear on my independence and, where applicable, actions taken to eliminate threats or safeguards applied.

Compliance with legislation – selected legislative requirements

The selected legislative requirements are as follows:

Legislation	Sections or regulations
Municipal Finance Management Act 56 of 2003	Sections: 1, 11(1), 13(2), 14(1), 14(2)(a), 14(2)(b), 15, 24(2)(c)(iv), 28(1), 29(1), 29(2)(b), 32(2), 32(2)(a), 32(2)(a)(i), 32(2)(a)(ii), Sections: 32(2)(b), 32(6)(a), 32(7), 33(1)(c)(ii), 53(1)(c)(ii), 53(1)(c)(iii)(bb), 54(1)(c), 62(1)(d), 63(2)(a), 63(2)(c), 64(2)(b), 64(2)(c), 64(2)(e), 64(2)(f), 64(2)(g), 65(2)(a), 65(2)(b), 65(2)(e), 72(1)(a)(ii), 112(1)(j), 116(2)(b), 116(2)(c)(ii), 117, 122(1), 122(2), 126(1)(a), 126(1)(b), 127(2), 127(5)(a)(i), 127(5)(a)(ii), 129(1), 129(3), 133(1)(a), 133(1)(c)(i), 133(1)(c)(ii), 165(1), 165(2)(a), 165(2)(b)(ii), 165(2)(b)(iv), 165(2)(b)(v), 165(2)(b)(vii), 166(2)(b), 166(2)(a)(iv), 166(5), 170, 171(4)(a), 171(4)(b)
MFMA: Municipal budget and reporting regulations, 2009	Regulations: 71(1)(a), 71(1)(a)(b), 71(2)(a), 71(2)(b), 71(2)(d), 72(a), 72(b), 72(c)
MFMA: Municipal Investment Regulations, 2005	Regulations: 3(1)(a), 3(3), 6, 7, 12(2), 12(3)
MFMA: Municipal Regulations on financial Misconduct Procedures and Criminal Proceedings, 2014	Regulations: 5(4), 6(8)(a), 6(8)(b), 10(1)
MFMA: Municipal Supply Chain Management Regulations, 2017	Regulations: 5, 12(1)(c), 12(3), 13(b), 13(c), 16(a), 17(1)(a), 17(1)(b), 17(1)(c), 19(a), 21(b), 22(1)(b)(i), 22(2), 27(2)(a), 27(2)(e), 28(1)(a)(i), 29(1)(a), 29(1)(b), 29(5)(a)(ii), 29(5)(b)(i), 32, 36(1), 36(1)(a), 38(1)(c), 38(1)(d)(ii), 38(1)(e), 38(1)(g)(i), 38(1)(g)(ii), 38(1)(g)(iii), 43, 44, 46(2)(e), 46(2)(f)
Construction Industry Development Board Act 38 of 2000	Section: 18(1)
Construction Industry Development Board Regulations, 2004	Regulations: 17, 25(7A)
Division of Revenue Act 24 of 2024	Sections: 11(6)(b), 12(5), 16(1); 16(3)
Municipal Property Rates Act 6 of 2004	Section: 3(1)
Municipal Systems Act 32 of 2000	Sections: 25(1), 26(a), 26(c), 26(h), 26(i), 29(1)(b)(ii), 34(a), 34(b), 38(a), 41(1)(a), 41(1)(b), 41(1)(c)(ii), 42, 43(2), 45(a), 54A(1)(a), 56(1)(a), 57(2)(a), 57(4B), 57(6)(a), 57A, 66(1)(a), 66(1)(b), 67(1)(d), 74(1), 96(b)

Legislation	Sections or regulations
MSA: Disciplinary Regulations for Senior Managers, 2011	Regulations: 5(2), 5(3), 5(6), 8(4)
MSA: Municipal Planning and Performance Management Regulations, 2001	Regulations: 2(1)(e), 2(3)(a), 3(3), 3(4)(b), 7(1), 8, 9(1)(a), 10(a), 12(1), 14(1)(b)(iii), 14(1)(c)(ii), 14(4)(a)(i), 14(4)(a)(iii), 15(1)(a)(i), 15(1)(a)(ii)
MSA: Municipal Performance Regulations for Municipal Managers and Managers Directly Accountable to Municipal Managers, 2006	Regulations: 2(3)(a), 4(4)(b), 8(1), 8(2), 8(3), 26(5), 27(4)(a)(i)
MSA: Regulations on Appointment and Conditions of Employment of Senior Managers, 2014	Regulations: 17(2), 36(1)(a)
MSA: Municipal Staff Regulations	Regulations: 7(1), 19, 31, 35(1)
MSA: Municipal Systems Regulations, 2001	Regulation: 43
Prevention and Combating of Corrupt Activities Act 12 of 2004	Section: 34(1)
Preferential Procurement Policy Framework Act 5 of 2000	Sections: 2(1)(a), 2(1)(f)
Preferential Procurement Regulations, 2017	Regulations: 4(1), 4(2), 5(1), 5(3), 5(6), 5(7), 6(1), 6(2), 6(3), 6(6), 6(8), 7(1), 7(2), 7(3), 7(6), 7(8), 8(2), 8(5), 9(1), 10(1), 10(2), 11(1), 11(2)
Preferential Procurement Regulations, 2022	Regulations: 4(1), 4(2), 4(3), 4(4), 5(1), 5(2), 5(3), 5(4)

Dr Nkosazana Dlamini Zuma Local Municipality

Audit and Performance Audit Committee Report for the year ended 30 June 2025

The Audit and Performance Audit Committee ("the Committee") presents its report for the year ended 30th of June 2025.

Audit Committee Responsibility

The Committee reports that it has complied with its responsibilities arising from section 166 of the MFMA. Furthermore, it has adopted formal terms of reference as its Audit Committee charter, has regulated its affairs in compliance with this charter, and discharged all its responsibilities as contained therein during the year.

Audit Committee Members and Attendance

The Committee consisting of the following four (4) members listed hereunder has met at least four (4) times per annum as per its approved terms of reference. Seven (7) meetings were held during the fiscal year.

Name of member	Number of meetings attended
Mr. A.D. Gonzalves (Chairperson)	7
Mr. S.P Ngidi	7
Mr. V. Sibiya (Appointed on 01.03.2025)	3
Mr. M. Mthethwa (Appointed on 01.03.2025)	3

All members are external and therefore independent with no conflicts of interests being reported.

Audit Committee Meetings

The Committee held its meetings as follows

Meeting	Date	Type of meeting
1.	16 August 2024	Ordinary
2.	28 August 2024	Special
3.	30 August 2024	Special
4.	18 December 2024	Ordinary
5.	31 March 2025	Ordinary
6.	06 June 2025	Ordinary
7.	30 June 2025	Special

The Committee held meetings with the Accounting Officer, senior Management of the municipality, Internal Audit and the Auditor-General of South Africa (AGSA) collectively and individually, on matters related to governance, internal control, and risk in the municipality, throughout the reporting period. The Chairperson of the MPAC is a standard invitee to our meeting and is encouraged to attend some of our meetings. The Chairperson of the Risk Management Committee attended our meetings to present his quarterly reports on risk management. Representatives from the AGSA, and CoGTA attended some of the meetings.

The Effectiveness of Internal Controls

An assessment of the findings identified by Internal Audit as well as the audit and management reports presented to the Committee by the Auditor-General of South Africa (AGSA), reveals that the internal control environment, risk management, and governance processes are partially adequate and partially effective, with room for improvement. The committee recommends improvement in control activities over compliance monitoring of year-end financial and performance reporting. Furthermore, regular management and supervisory activities must be undertaken to improve year-end financial and performance reporting.

The Committee is satisfied that Internal Audit provided assurance in terms of governance, risk management, and control as per the approved risk-based audit plan. At the end of the financial year, the following internal audit engagements were reported as complete as per the approved risk-based audit plan:

- Annual Financial Statement Review;
- Annual Performance Information Report Review;
- Annual Report Review;
- Budget Management Review;

- Employee verification;
- Fleet Management Review
- Follow Review: AGSA and Internal Audit Findings;
- Human Resources Review
- Information Communication and Technology
- Interim Financial Statement Review;
- Quarterly Performance Information Report Reviews; and
- Supply Chain Management Review.

The internal audit function performed its duties in line with the approved annual audit plan. The committee confirms that internal audit functioned independently and objectively and that its findings were shared with both management and the committee. The committee noted the limited capacity within internal audit and recommends that funding be allocated when needed to complete audit engagements. Furthermore, management must continue to cooperate with the internal audit function to sustain and improve the current control environment through the timely implementation of recommended actions.

In-Year Management and Monthly/Quarterly Reports

The municipality has reported quarterly to the National Treasury and the Council as required by the MFMA. The committee as well as assurance providers provided management with recommendations to improve the quality of financial and non-financial information reporting (performance information, information communication technology, risk management, human resource management, legal, and compliance) during the year under review.

Evaluation of Annual Financial Statements and Performance Report

The Committee has reviewed:


- The unaudited annual financial statements, with due consideration of the independent assurance provided by Internal Audit as well as the assurance provided by Management;
- Changes in accounting policies and practices;
- Compliance with legal and regulatory provisions;
- The basis for the going concern assumption, including any financial sustainability risks and issues;
- The unaudited annual performance information on predetermined objectives with due consideration of the independent assurance provided by the internal audit function as well as the assurance provided by Management;
- The AGSA audit and management reports, with due consideration of the responses provided by Management; and
- The audited financial statements as well as the information on predetermined objectives to be included in the annual report for any significant adjustments resulting from the audit and reported to the Accounting Officer.

Auditor-General of South Africa (AGSA) Report

The Committee met with the AGSA to ensure that there are no unresolved issues. The Committee concurs with the conclusions of the AGSA on the annual financial statements and is of the opinion that the audited annual financial statements may be read together with the audit report of the AGSA.

Conclusion

The Committee thanks the Council and the Accounting Officer for their leadership and support and expresses gratitude to all assurance providers. The Committee also commends the Audit Manager of Internal Audit and Risk Management and her team for their work throughout the year.



Chairman: Audit Committee

A.D Gonzalves

05 December 2025

QUARTER 02 & MID-YEAR BUDGET & PERFORMANCE ASSESSMENT REPORT FOR 2025/2026 FINANCIAL YEAR IN ACCORDANCE WITH - SECTION 72 OF THE MFMA

AUTHOR: MUNICIPAL MANAGER (NCV/hnv)

FILE NUMBER :

1ST LEVEL : MANCO

2ND LEVEL : EXCO

3RD LEVEL : COUNCIL

PURPOSE

To table the Quarter 2 and Mid-Year Performance Assessment Report (half year report of 2025/2026) to the Council to consider and approve the report.

To obtain approval for the submission of the mid-year assessment report to both the National and Provincial Treasuries as required by section 72 of the Municipal Finance Management Act No. 56 of 2003.

LEGAL/STATUTORY FRAMEWORK

This report has been prepared in terms of the Municipal Finance Management Act No. 56 of 2003.

Sections 52d and 72 of the Municipal Finance Management Act No. 56 of 2003

DELIBERATIONS/DISCUSSIONS

Section 72 of the MFMA requires the Accounting Officer to submit a mid-year report to the Executive Mayor and Council on the performance of the municipality against its service delivery and budget implementation plan (SDBIP).

This report evaluates departmental performance as at 31 December 2025 and provides management interventions to improve service delivery during the second half of the financial year.

This report sets out performance against the Integrated Development Plan (IDP) and Service Delivery and Budget Implementation Plan (SDBIP) for the Mid-Year period of 2025/26 financial year, i.e. 01 July to 31 December 2025. Performance is accounted for, based on the delivery of projects and/or services in the IDP and SDBIP for which the Dr. Nkosazana Dlamini Zuma Local Council is responsible for implementing. The SDBIP for 2025/2026 has identified projects /programmes that will be implemented by the municipality in the 2025/2026 Financial Year. Furthermore, the municipality is reporting on the Circular 88 as legislated by the National Treasury.

The process of developing this performance report followed the MFMA as indicated in Section 72 (1)(a)(ii). The Municipality had a schedule that was

approved by council and the departments needed to adhere to with the submission of their reports and Portfolio of Evidence (see the attached report). This was to enable the office responsible for IDP and PMS to complete the report and submit to all Council committees on time and subsequently be approved by council within 30 days.

In terms of Section 72 of the MFMA, the Accounting Officer must by the 25th January of each year assess the performance of the Municipality during the first half of the financial year, taking into account the following:

Monthly statements referred to in Section 71 for the first half of the financial year;

The Municipality's Service delivery performance during the first half of the financial year and the Service delivery targets and performance Indicators set in the Service Delivery and Budget Implementation Plan (SDBIP).

The Accounting Officer is also expected to make recommendations as to whether an adjustment budget is necessary and recommend revised projections for revenue and expenditure to the extent that this may be necessary.

The performance assessment on Service Delivery targets and budget implementation on revenue and expenditure has been done through the monitoring of the Service delivery and Budget Implementation Plan on a quarterly basis.

The Municipal Manager is expected to conclude on how the Municipality has performed during the first half of the financial year 2025/2026. In doing so, municipal departments have compiled their reports and the Office of the Municipal Manager assessed the performance of the municipality for the first half, and further the Budget and Treasury Office will deal with the adjustment budget.

The municipal performance report as per the set targets in the Service Delivery and Budget Implementation Plan approved by the Mayor for 2025/2026 is based on the work done and reported as indicated in the mid-year performance report attached.

Any amendments proposed on the Mid-year report will find expression in the Revised SDBIP budget and that will be approved by the Mayor. The revised SDBIP will then supersede the SDBIP that was approved in June 2025 and all performance assessment reports for the remaining half of the financial year would then be based on the revised SDBIP (i.e. January – June 2026).

Upon approval of this Mid-year report, any necessary amendments to ensure alignment of Strategic Objectives and Indicators between the IDP and the SDBIP

would then be effected. The revised SDBIP for the period: January to June 2026 would be signed by the Mayor.

Report Overview

The Council's progress in delivering the projects and/or services identified in the Service Delivery and Budget Implementation Plan for 2025/26. The Council's achievement against targets that can be measured on a quarterly, mid-year or an annual basis at this point in time. Intervention mechanisms or correction actions for lower than expected and/or unsatisfactory/unacceptable performance have been identified and will be implemented by the Management Team in the next quarter (January – March 2026 & April- June 2026). At high level, the Municipal Manager continues to implement some critical interventions to drive improvement in financial performance, projects and service delivery.

Overall Mid-Year Performance Overview

Performance was assessed using the Top-Layer SDBIP indicators per department. The municipality shows strong performance in governance, corporate services and regulatory functions, while service delivery and infrastructure projects remain the weakest area mainly due to SCM delays, contractor non-responsiveness and invalid procurement processes.

Q2 AND MID-YEAR PERFORMANCE BY DEPARTMENT

PUBLIC WORKS & BASIC SERVICES (PWBS)

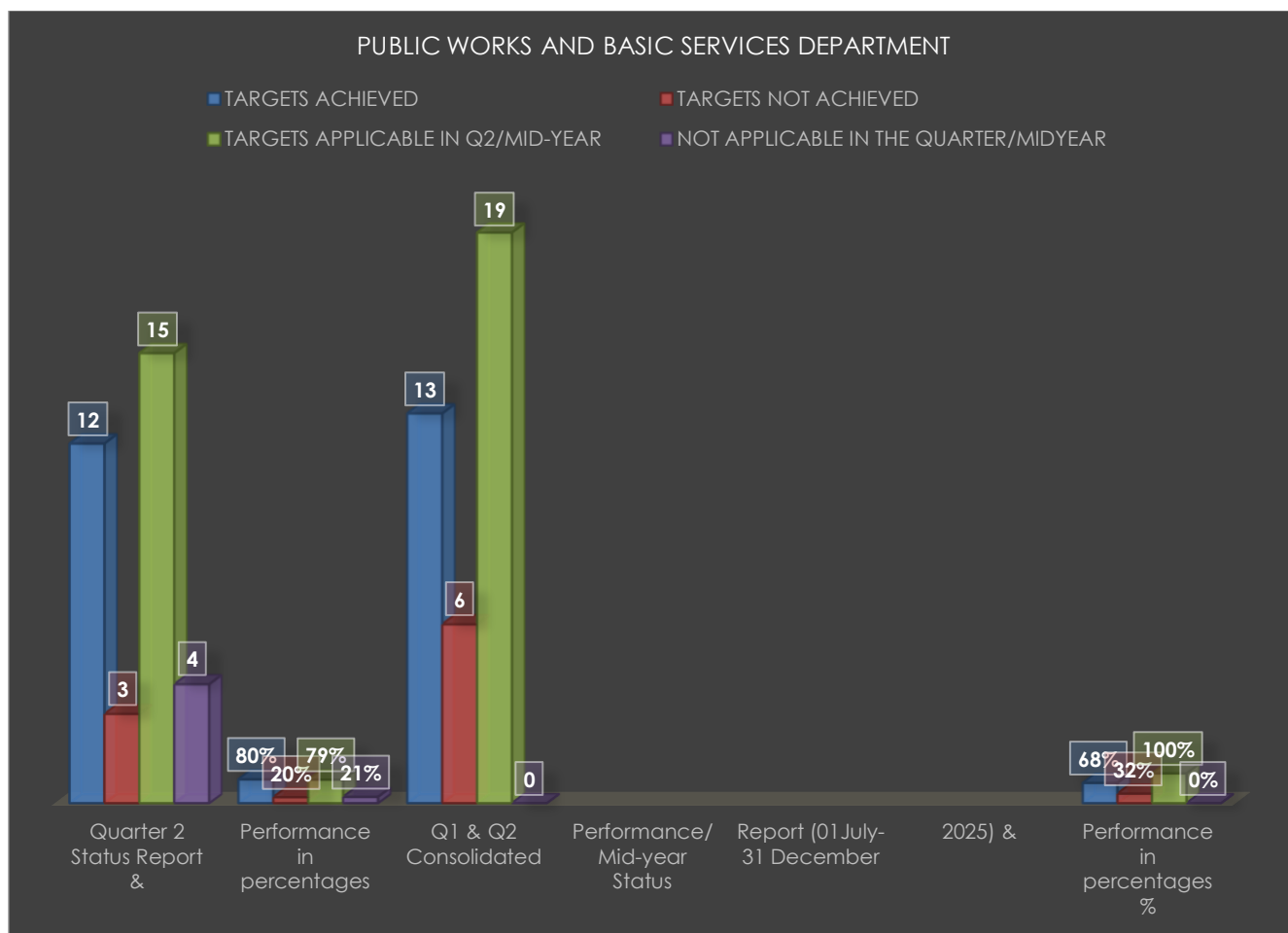
(Responsible for Infrastructure, Roads, Buildings, Electricity, Waste, EPWP)

Top layer SDBIP

QUARTER/MID-YEAR TOTAL NO OF TARGETS: 19	TARGETS ACHIEVED	TARGETS NOT ACHIEVED	TARGETS APPLICABLE IN Q2/MID-YEAR	NOT APPLICABLE IN THE QUARTER/MIDYEAR
Quarter 2 Status Report & Performance in percentages	12	3	15	4
	80%	20%	79%	21%
Q1 & Q2 Consolidated Performance/ Mid- year Status Report (01 July-31 December 2025) & Performance in percentages %	13	6	19	0
	68%	32%	100%	0%

Bottom layer SDBIP

QUARTER/MID-YEAR TOTAL NO OF TARGETS: 23	TARGETS ACHIEVED	TARGETS NOT ACHIEVED	TARGETS APPLICABLE IN Q2/MID-YEAR	NOT APPLICABLE IN THE QUARTER/MIDYEAR
Quarter 2 Status Report & Performance in percentages	15	4	19	4
	79%	21%	83%	17%
Q1 & Q2 Consolidated Performance/ Mid- year Status Report (01 July-31 December 2025) & Performance in percentages %	16	7	23	0
	70%	30%	100%	0%



Key Achievements

- Asphalt roads exceeded targets (0.601 km vs 0.35 km planned)
- Community halls: 2 service providers appointed (Phosane & Glenmaize)
- Crèche (Ekupholeni) service provider appointed
- Pedestrian bridge (Ndlangisa) service provider appointed
- Solid waste removal and indigent waste services at 100%
- Housing facilitation target of 32 projects achieved
- EPWP exceeded Q2 target (201 vs 161 planned)
- Municipal towns upgrade (Bulwer CBD) service provider appointed

Major Failures

- Storm-water pipes: 0 m installed (no contractor)
- Gravel road maintenance delayed by SCM and traditional authority stoppages
- Sports field not appointed due to construction shutdown

- Bus shelters: no service provider
- Household electrification still at specification stage
- Flood lights: no contractor appointed

SDBIP NO.	KEY PERFORMANCE INDICATOR	Q2/MIDYEAR OF 2025/26 TARGET	PERFORMANCE CLAIMED	REASONS FOR VARIANCES	CORRECTIVE MEASURES
PWBS 1	Number of meters of storm-water pipes installed	40m	Target not achieved, 0 meters of storm water pipes installed	Suitable service provider could not be found.	The appointment of service provider will be concluded in January 2025.
PWBS 3	Number of kilometres of gravel roads maintained	8.00km	Target Not achieved, 5.2km maintained	Traditional Authorities stopped the project in ward 5. additionally inclement weather delayed the project	PWBS requested intervention from the Council
PWBS 5	Number of sport fields constructed	Appointment of service provider	Target Not achieved, Service provider was not appointed	The project was advertised on the 22 August 2025, re advert was on the 17 October 2025 briefing 29 October closing 10 November 2025. Due to the circular for festive shutdown circular, no intentions were issued.	Intention to award to be advertised after construction shutdown
PWBS 10	Number of Bus Shelters constructed	Appointment of service provider.	Target Not achieved, Service provider was not appointed.	No suitable service provider	The project was re advertised on 14 November 2025 closing date was 05 December 2025.

PWBS 11	Number of households connected to grid electricity	Appointment of service provider,	Target Not achieved: Terms of reference have been submitted to the Specification Committee for review and advertisement.	PWBS was using turnkey strategy for electrification and it has changed, currently the PWBS has prepared and submitted the specification to appoint engineering consultants to design to the specification committee and when the appointment of engineering services has been finalised the process of appointing a contractor will commence.	PWBS to fast track the process of completing terms of reference for the new consultant appointment to be finalised in Q3
PWBS 22	Number of Flood Lights installed	3	Target not achieved - Bid Adjudication committee approved project on the 9th December. Intention to award cannot be advertised in December due to construction shut-down as circular no. 217 of the constitution	Intention to award to be advertised after construction shutdown	Service provider was appointed. Adjudication committee approved project on the 9th December. Intention to award cannot be advertised in December due to construction shut-down as circular no. 217 of the constitution.

PMS Risk Assessment:

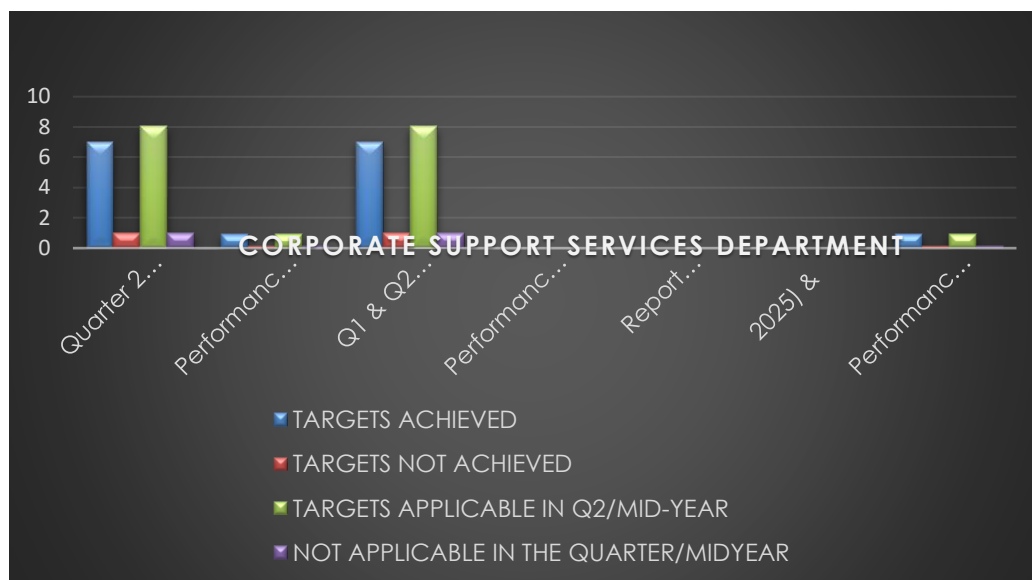
High risk of under-spending and service delivery failure if SCM bottlenecks persist.

Top-Layer SDBIP

QUARTER/MID-YEAR TOTAL NO OF TARGETS: 9	TARGETS ACHIEVED	TARGETS NOT ACHIEVED	TARGETS APPLICABLE IN Q2/MID-YEAR	NOT APPLICABLE IN THE QUARTER/MIDYEAR
Quarter 2 Status Report & Performance in percentages	8	0	8	1
	100%	0%	89%	11%
Q1 & Q2 Consolidated Performance/ Mid- year Status Report (01 July-31 December 2025) & Performance in percentages %	8	0%	8	1
	100%	0%	89%	11%

BOTTOM LAYER SDBIP

QUARTER/MID-YEAR TOTAL NO OF TARGETS: 18	TARGETS ACHIEVED	TARGETS NOT ACHIEVED	TARGETS APPLICABLE IN Q2/MID- YEAR	NOT APPLICABLE IN THE QUARTER/MIDYEAR
Quarter 2 Status Report & Performance in percentages	16	0	16	2
	100%	0%	89%	11%
Q1 & Q2 Consolidated Performance/ Mid-year Status Report (01 July- 31 December 2025) & Performance in percentages %	16	0	16	2
	100%	100%	89%	11%



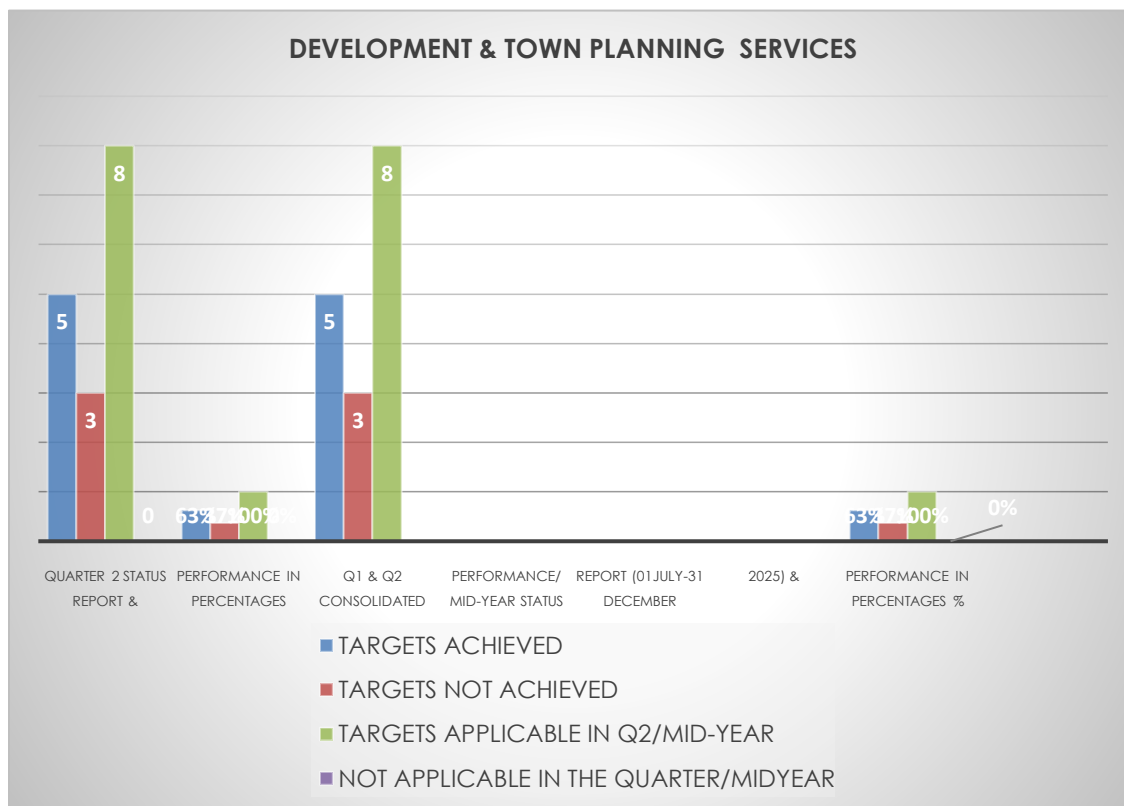
Achievements

- HR policies reviewed (33 policies)
- HR policy workshops conducted
- IPMS assessments implemented
- ICT data backup system fully compliant (100%)
- Council meetings coordinated
- Council resolutions monitored
- Workplace Skills Plan spending 20%

DEVELOPMENT & TOWN PLANNING SERVICES (DTPS)

Top Layer SDBIP

QUARTER/MID-YEAR TOTAL NO OF TARGETS: 8	TARGETS ACHIEVED	TARGETS NOT ACHIEVED	TARGETS APPLICABLE IN Q2/MID-YEAR	NOT APPLICABLE IN THE QUARTER/MIDYEAR
Quarter 2 Status Report & Performance in percentages	5	3	8	0
	63%	37%	100%	0%
Q1 & Q2 Consolidated Performance/ Mid-year Status Report (01 July-31 December 2025) & Performance in percentages %	5	3	8	0
	63%	37%	100%	0%



BOTTOM-LAYER SDBIP

QUARTER/MID-YEAR TOTAL NO OF TARGETS: 18	TARGETS ACHIEVED	TARGETS NOT ACHIEVED	TARGETS APPLICABLE IN Q2/MID-YEAR	NOT APPLICABLE IN THE QUARTER/MIDYEAR
Quarter 2 Status Report & Performance in percentages	13	4	17	1
	76%	24%	94%	6%
Q1 & Q2 Consolidated Performance/ Mid-year Status Report (01 July-31 December 2025) & Performance in percentages %	14	4	18	0
	78%	12%	100%	0%

Achievements

- SDF Inception and Status Quo completed
- Land development applications processed within 60 days (100%)
- Building plans processed within statutory timeframes
- LED training through SEDFA partnership
- SMME equipment support processes approved and submitted to SCM

Underperformance

- Bulwer Precinct Plan – no service provider
- Land Use Scheme – no service provider
- SMME assessments delayed due to weather and closed premises

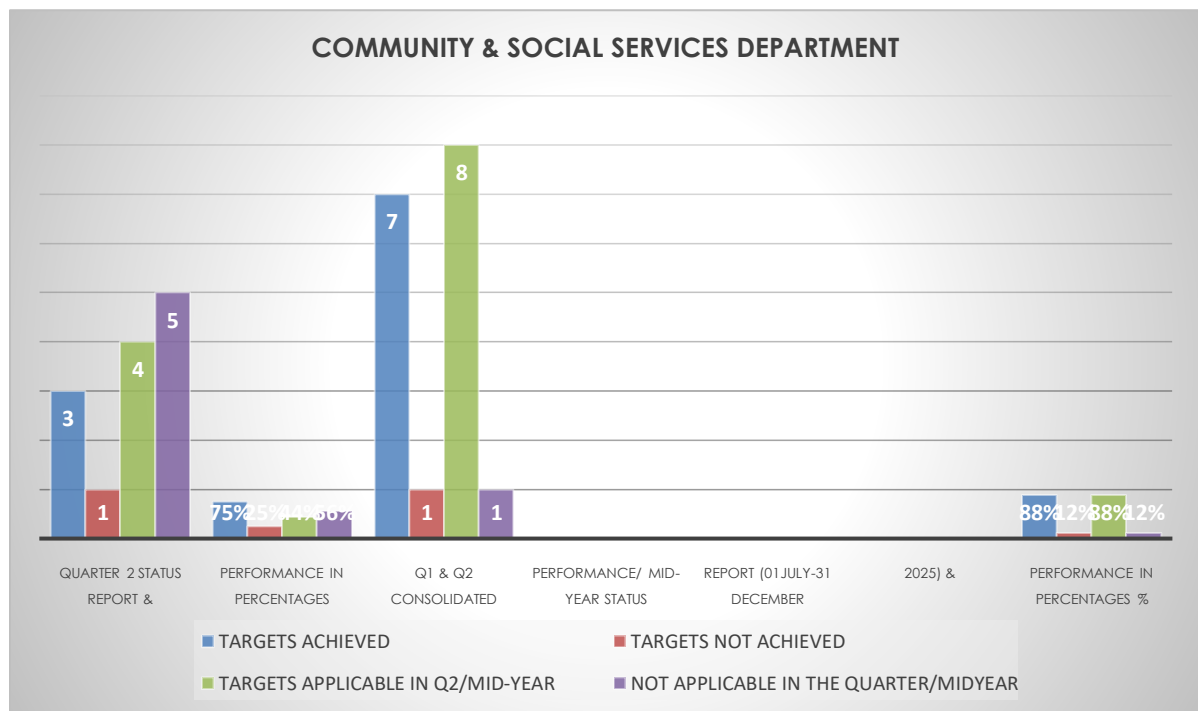
SDBIP NO.	KEY PERFORMANCE INDICATOR	Q2/MIDYEAR OF 2025/26 TARGET	PERFORMANCE CLAIMED	REASONS FOR VARIANCES	CORRECTIVE MEASURES

DTPS 02	Date by which the public participation process on the review of the Bulwer Precinct Plan will be conducted	Appointment of the service provider for the Review of the Bulwer Precinct Plan and Inception report developed by the appointed service provider	Target not achieved, the service provider was not appointed and the Inception and status quo report was not developed	A suitable service provider could not be found	The project has been re-advertised, and the SDBIP will be revised accordingly during the budget adjustment process
DTPS 05	Number of Land Use Schemes adopted by Council	Appointment of the service provider for the Review of the Land Use Scheme and Inception report and status quo developed by the appointed service provider	Target not achieved, the service provider was not appointed and the Inception and status quo report was not developed	A suitable service provider could not be found	The project has been readvertised, and the SDBIP will be revised accordingly during the budget adjustment process
DTPS 06	Number of supported SMMEs and Co-operatives profiled and assessed.	8	Target not achieved, 7 out of 8 SMMEs were profiled and assessed as at 31 December 2025.	3 out of the 4 planned SMMEs were visited. On the day of the assessments, a severe storm occurred in the afternoon, which caused delays in movement and disruptions to operations. Upon arrival at one of the SMMEs (Abathungi Base Gala), the premises were found to be closed, making it impossible to conduct the scheduled assessment.	The assessment for the affected SMME will be rescheduled and conducted on an alternative date agreed upon with the SMME. Going forward, contingency plans will be strengthened by confirming SMME availability prior to visits and allowing flexibility in scheduling to accommodate unforeseen circumstances such as adverse weather conditions.

COMMUNITY & SOCIAL SERVICES (CSS)

Top Layer SDBIP

QUARTER/MID-YEAR TOTAL NO OF TARGETS: 9	TARGETS ACHIEVED	TARGETS NOT ACHIEVED	TARGETS APPLICABLE IN Q2/MID-YEAR	NOT APPLICABLE IN THE QUARTER/MIDYEAR
Quarter 2 Status Report & Performance in percentages	3	1	4	5
	75%	25%	44%	56%
Q1 & Q2 Consolidated Performance/ Mid-year Status Report (01 July- 31 December 2025) & Performance in percentages %	7	1	8	1
	88%	12%	88%	12%



Bottom-layer SDBIP

QUARTER/MID-YEAR TOTAL NO OF TARGETS: 25	TARGETS ACHIEVED	TARGETS NOT ACHIEVED	TARGETS APPLICABLE IN Q2/MID-YEAR	NOT APPLICABLE IN THE QUARTER/MIDYEAR
Quarter 2 Status Report & Performance in percentages	15	2	17	8
	88%	12%	68%	32%
Q1 & Q2 Consolidated Performance/ Mid-year Status Report (01 July- 31 December 2025) & Performance in percentages %	21	1	22	3
	95%	5%	88%	12%

THE DEPARTMENT'S PERFORMANCE HIGHLIGHTS

- Lightning conductors installed (50 units)
- Library outreach (8 programmes)
- Disaster vehicles procured
- Plant & equipment specifications approved
- Sports training conducted
- Major community events successfully coordinated

Underperformance

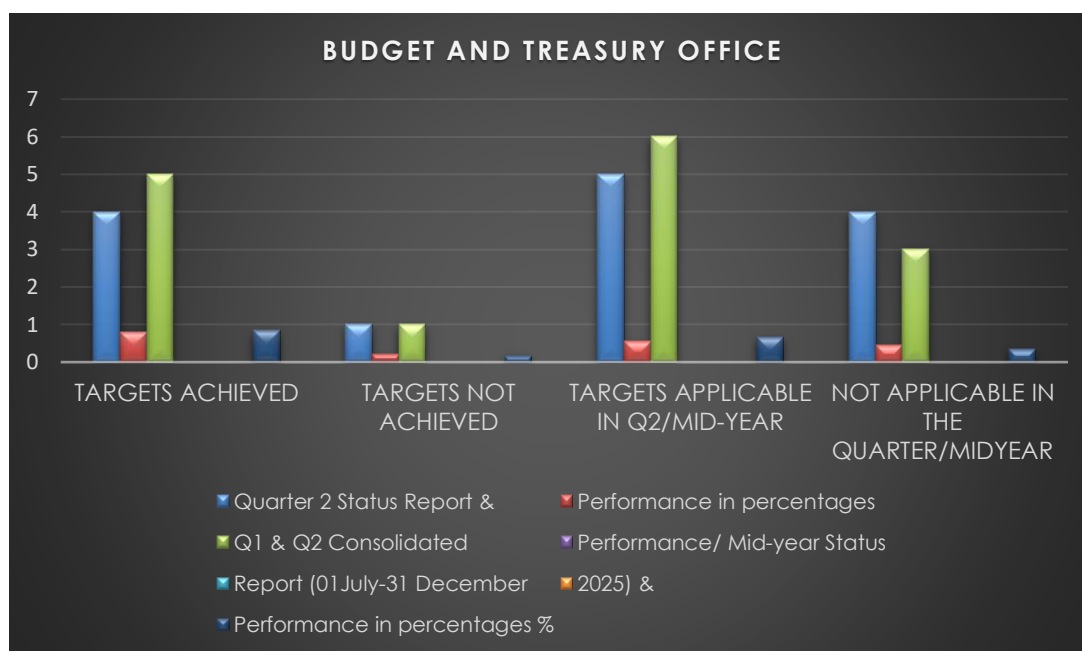
- Some sports competitions cancelled due to Foot and Mouth Disease and sponsor withdrawal

SDBIP NO.	KEY PERFORMANCE INDICATOR	Q2/MIDYEAR OF 2025/26 TARGET	PERFORMANCE CLAIMED	REASONS FOR VARIANCES	CORRECTIVE MEASURES
CSS 16	Number of Sports, Arts and Culture Competitions Coordinated	5	Target Not Achieved. 2 competitions were coordinated and 2 could not be coordinated	1. The Harry Gwala Summer Cup was cancelled by the MEC of Sports Arts & Culture due to the Foot and Mouth Disease. 2. Bongumusa Marathon was not held due to the pull-out of the biggest sponsors of the competition, Impendle LM which is experiencing financial complications.	1.The continuation of the Summer Cup is subject to the current state of the Foot and Mouth disease, as well as the MECs decision to continue. 2. Bongumusa Marathon, a budget will be set during the budget adjustment exercise, for the upcoming marathon so as to avoid being dependant on Impendle LM.

BUDGET & TREASURY OFFICE (BTO)

Top layer SDBIP

QUARTER/MID-YEAR TOTAL NO OF TARGETS: 9	TARGETS ACHIEVED	TARGETS NOT ACHIEVED	TARGETS APPLICABLE IN Q2/MID-YEAR	NOT APPLICABLE IN THE QUARTER/MIDYEAR
Quarter 2 Status Report & Performance in percentages	4	1	5	4
	80%	20%	55%	45%
Q1 & Q2 Consolidated Performance/ Mid-year Status Report (01 July-31 December 2025) & Performance in percentages %	5	1	6	3
	83%	17%	66%	34%



BOTTOM-LAYER SDBIP

QUARTER/MID-YEAR TOTAL NO OF TARGETS: 20	TARGETS ACHIEVED	TARGETS NOT ACHIEVED	TARGETS APPLICABLE IN Q2/MID-YEAR	NOT APPLICABLE IN THE QUARTER/MIDYEAR
Quarter 2 Status Report & Performance in percentages	10	2	12	8
	79%	21%	83%	17%
Q1 & Q2 Consolidated Performance/ Mid-year Status Report (01 July-31 December 2025) & Performance in percentages %	12	2	14	6
	86%	14%	70%	30%

Achievements

- Section 71 reports submitted (6)
- Creditors paid within 30 days
- AFS prepared and submitted on time
- Indigent FBE exceeded target (768 vs 700)
- Cash coverage above 6 months

Underperformance

- Revenue collection only 65.91% vs 77% target

SDBIP NO.	KEY PERFORMANCE INDICATOR	Q2/MIDYEAR OF 2025/26 TARGET	PERFORMANCE CLAIMED	REASONS FOR VARIANCES	CORRECTIVE MEASURES
BTO 10	Percentage of revenue collected	77%	Target not achieved, 65.91 % of revenue collected	Delays on payment of rates by KZN DPW due to a change on payment method communicated in this quarter.	Monthly emailing of statements and follow-up with departments on outstanding rates. The department has made a commitment to pay the annual rates before the end of Q3. Quarterly handing over of defaulting and non-cooperating debtors.

EXECUTIVE & COUNCIL/ OFFICE OF THE MUNICIPAL MANAGER

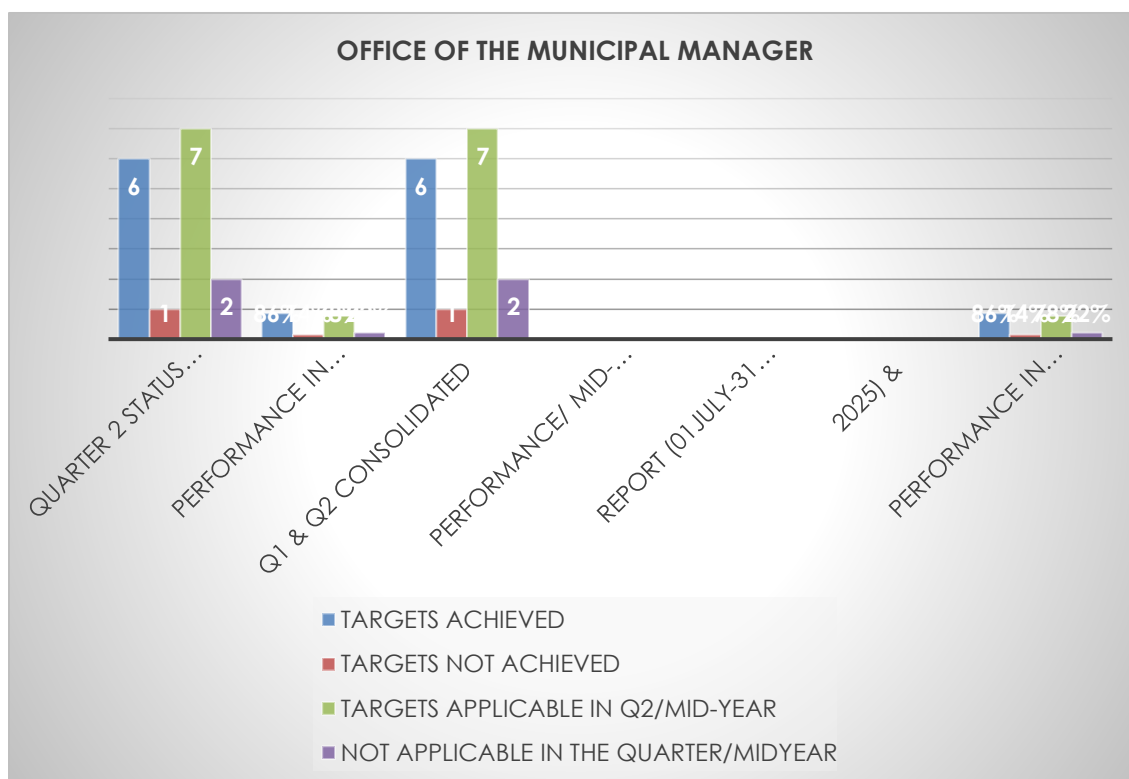
SDBIP NO.	KEY PERFORMANCE INDICATOR	Q2/MID-YEAR OF 2025/26 TARGET	PERFORMANCE CLAIMED	REASONS FOR VARIANCES	CORRECTIVE MEASURES
OMM 12	Percentage of a municipality's annual capital budget actually spent on capital projects	50%	Target Not Achieved, 36,19% of the municipality's annual capital budget actually spent on capital projects	The invalidity of bids submitted by service providers resulted in delays within the SCM processes, which in turn postponed the appointment of suitable service providers for major capital projects, thereby contributing to the lower expenditure levels	To strengthen supply chain efficiency and accelerate capital project implementation, the municipality has adopted the following measures: 1. Weekly Bid Committee Meetings – All Bid Committees will convene on a weekly basis to expedite decision-making and reduce process delays. 2. Streamlined

					<p>Tender Documentation</p> <p>3.The requirement for compulsory physical tender briefings has been removed to enhance accessibility and efficiency.</p> <p>3.Capacity Building for Local and Emerging Service Providers – Quarterly training sessions will be conducted to equip service providers with the necessary skills to correctly complete tender documents.</p> <p>4.Virtual Tender Briefings – All tender briefings will now be held virtually, ensuring broader participation and minimizing logistical constraints.</p>
--	--	--	--	--	-------------------------------------------------------------------------------------------------------------------------------------------------------------------------------------------------------------------------------------------------------------------------------------------------------------------------------------------------------------------------------------------------------------------------------------------------------------------------------------------------------------------------------------

Office of the Municipal Manager (OMM)

QUARTER/MID-YEAR TOTAL NO OF TARGETS: 9	TARGETS ACHIEVED	TARGETS NOT ACHIEVED	TARGETS APPLICABLE IN Q2/MID-YEAR	NOT APPLICABLE IN THE QUARTER/MIDYEAR
Quarter 2 Status Report & Performance in percentages	6	1	7	2
	86%	14%	78%	22%

Q1 & Q2 Consolidated Performance/ Mid-year Status Report (01 July- 31 December 2025) & Performance in percentages %	6	1	7	2
	86%	14%	78%	22%



BOTTOM-LAYER SDBIP

QUARTER/MID-YEAR TOTAL NO OF TARGETS: 15	TARGETS ACHIEVED	TARGETS NOT ACHIEVED	TARGETS APPLICABLE IN Q2/MID- YEAR	NOT APPLICABLE IN THE QUARTER/MIDYEAR
Quarter 2 Status Report & Performance in percentages	10	1	11	4
	91%	9%	73%	27%
Q1 & Q2 Consolidated Performance/ Mid-year Status Report (01 July-31	10	1	11	4
	91%	9%	73%	27%

December 2025) & Performance in percentages %				
----------------------------------------------------------	--	--	--	--

Achievements

- IDP process plan & roadshows conducted
- Quarterly performance reports submitted
- Risk registers updated
- Anti-fraud awareness conducted
- Ward committee meetings held
- Back to Basics reports submitted

Underperformance

- Capital budget spent only 36% due to invalid SCM bids

ORGANISATIONAL PERFORMANCE AS AT 31 DECEMBER 2025

TOP-LAYER SDBIP

QUARTER 2 OF 2025/26 ORGANISATIONAL PERFORMANCE

Quarter/ Mid-Year Total Number of Targets: 63	Targets Achieved	Targets Not Achieved	Targets Applicable in Q2/ Mid-Year	Not applicable in the quarter/Mid- year
Quarter 2 Status Report & Performance in percentages	39	08	47	16
	83%	17%	100%	34%

MID-YEAR OF 2025/26 FINANCIAL YEAR ORGANISATIONAL PERFORMANCE

Quarter/ Mid-Year Total Number of Targets: 63	Targets Achieved	Targets Not Achieved	Targets Applicable in Q2/ Mid-Year	Not applicable in the quarter/Mid- year
Mid-year Status Report & Performance in percentages	39	11	47	16
	80%	23%	100%	34%

No.	Name Of The Department	% Performance For Q2 Of 2025/26	% Of Performance As At Mid-Year Of 2025/26
1.	Public Works and Basic Services	80%	68%
2.	Corporate Support Services	100%	100%

3.	Development and Town Planning	63%	63%
4.	Community and Social Services	75%	88%
5.	Budget & Treasury Office	80%	83%
6.	Office of the Municipal Manager	86%	86%
	Organisational Overall Performance	83%	80%

BOTTOM-LAYER SDBIP

QUARTER 2 OF 2025/26 ORGANISATIONAL PERFORMANCE

Quarter 2 Total Number of Targets: 119	Targets Achieved	Targets Not Achieved	Targets Applicable in Q2/ Mid-Year	Not applicable in the quarter/Mid- year
Quarter 2 Status Report & Performance in percentages	80	12	92	27
	87%	13%	77%	23%

MID-YEAR OF 2025/26 FINANCIAL YEAR ORGANISATIONAL PERFORMANCE

Mid-Year Total Number of Targets: 119	Targets Achieved	Targets Not Achieved	Targets Applicable in Q2/ Mid-Year	Not applicable in the quarter/Mid- year
Mid-year Status Report & Performance in percentages	90	14	100	19
	90%	14%	84%	16%

No.	Name Of The Department	% Performance For Q2 Of 2025/26	% Of Performance As At Mid-Year Of 2025/26
1.	Public Works and Basic Services	79%	70%
2.	Corporate Support Services	100%	100%
3.	Development and Town Planning Services	76%	78%
4.	Community and Social Services	88%	95%
5.	Budget & Treasury Office	79%	86%
6.	Office of the Municipal Manager	91%	91%
	Organisational Overall Performance	87%	90%

SUGGESTIONS TO IMPROVE PERFORMANCE

Infrastructure & SCM Recovery Plan

PWBS and Capital projects account for over 70% of underperformance. Executive Committee must:

- Hold the Management accountable for SCM to implement fast-track procurement for delayed projects
- Enforce weekly bid committee sitting for capital projects
- Introduce contractor database pre-qualification

Performance Accountability

Departments with repeat SCM delays (PWBS, DTPS) must submit:

- Monthly recovery plans
- Revised SDBIP milestones for Q3 & Q4
- Non-delivery must trigger Section 54/56 performance consequence management.

Financial Viability & Revenue

The BTO office may implement the following

- Explore signing of payment agreements with the KZN Department of Public Works
- Hand over defaulters quarterly to legal collection.

Capital Budget Risk

Low capital spending will directly impact:

- Service delivery
- MIG & grant retention

Executive Committee may recommend to Council to approve:

- Mid-year capital reprioritization
- Immediate bid re-advertisement for invalid projects

Conclusion

At mid-year 2025/26, the Dr. Nkosazana Dlamini Zuma Local Municipality demonstrated notable overachievement across several departments, with Public Works & Basic Services (PWBS) exceeding its asphalt road target by 71% (0.601 km achieved vs 0.35 km planned) and surpassing EPWP work opportunities by 25% (201 vs 161 planned), alongside full achievement of 32 housing projects and 100% solid waste removal coverage.

The Corporate Support Services Department achieved 100% overall and also 100% on compliance in ICT data backup and governance processes, reviewed and approved 33 HR policies (exceeding the baseline of 30) and conducted HR policy workshops, reflecting strong institutional development.

The Development & Town Planning Services Department processed 100% of land development applications within 60 days and building plans within statutory timeframes, ensuring regulatory efficiency.

The Community & Social Services Department achieved 100% installation of lightning conductors (50 units), delivered disaster vehicles, and coordinated library outreach programmes, with overall performance reaching 95% at mid-year.

The Budget & Treasury Office (BTO) exceeded its indigent Free Basic Electricity (FBE) target by 10% (768 households' vs 700 planned), maintained cash coverage above six months, and submitted all Section 71 reports on time.

While the Office of the Municipal Manager (OMM) achieved 91% performance, successfully coordinating IDP roadshows, updating risk registers, and conducting anti-fraud awareness campaigns.

Overall, the highest performing departments at mid-year were Community & Social Services (95%), Corporate Support Services (100%), and the Office of the Municipal Manager (91%), which are commended for their exemplary delivery, compliance, and governance excellence in advancing municipal performance.

RECOMMENDATIONS

The Executive Committee hereby recommends to Council

1. That the Mid-Year Budget & Performance Report (Section 72 report) on the assessment of the municipality's performance for the first half of 2024/2025 financial year be noted by Council.
2. That the Mid-Year Performance Report for 2024/2025 be approved and subsequently that any essential amendments be effected to the Strategic Objectives and Indicators Chapter of the IDP and the revised SDBIP for the period January – June 2024.
3. Notes the quarterly report on the implementation of the budget and performance management report in terms of s52 (d) of the MFMA
4. That the Council should note that upon approval of the Mid-Year Budget & Performance Report as per Section 72, the report will then be submitted by

the Accounting Officer to both the National and Provincial Treasuries as required by the Municipal Finance Management Act No 56 of 2003.

5. That the Council should note that upon approval of the Mid-Year Budget & Performance Report for 2025/2026, the report will then be submitted to Internal Audit, Audit and Performance Audit Committee, Municipal Public Accounts Committee for further scrutiny.

FOR CONSIDERATION

ANNEXURE

1. Summary of the Mid-Year Performance Report for 2025/2026 (Section 72 Report)

DR NKOSAZANA DLAMINI ZUMA LOCAL MUNICIPALITY
2025/26 QUARTER 2 PMS REPORT AND MID-YEAR PERFORMANCE REPORT

PROVINCIAL GROWTH & DEVELOPMENT STRATEGY (PGDS) GOAL 3: HUMAN AND COMMUNITY DEVELOPMENT NATIONAL KPA 2 : BASIC SERVICE DELIVERY AND INFRASTRUCTURE DEVELOPMENT OUTCOME 9 : IMPROVED ACCESS TO BASIC SERVICES GENERAL KPI: THE PERCENTAGE OF HOUSEHOLDS EARNING LESS THAN R1100 PER MONTH WITH ACCESS TO FREE BASIC SERVICES PERCENTAGE OF THE MUNICIPALITY'S CAPITAL BUDGET ACTUALLY SPENT ON CAPITAL PROJECTS IDENTIFIED FOR A PARTICULAR FINANCIAL YEAR IN TERMS OF THE MUNICIPALITY'S IDP BACK TO BASICS PILLAR 4: DELIVERING BASIC SERVICES PUBLIC WORKS AND BASIC SERVICES DEPARTMENT 2025/2026 TOP-LAYER MID-YEAR REPORTING TEMPLATE																		
IDP / SDBIP NO.	STRATEGIC OBJECTIVES	PROJECT	KEY PERFORMANCE INDICATOR	BASELINE	ANNUAL TARGET	QUARTER 1 TARGET	QUARTER 1 ACTUALS	REASON FOR VARIANCE	CORRECTIVE MEASURES	QUARTER 2 TARGET	QUARTER 2 ACTUALS	REASON FOR VARIANCE	CORRECTIVE MEASURES	ACTUAL PERFORMANCE AS AT MID-YEAR 31 DECEMBER 2025	REASON FOR VARIANCE.2	CORRECTIVE MEASURES	ANNUAL BUDGET	PORTFOLIO OF EVIDENCE
						BUDGET PROJECTIONS	BUDGET ACTUALS			BUDGET PROJECTIONS	BUDGET ACTUALS			BUDGET PROJECTIONS	BUDGET ACTUALS			
PWBS 1	To improve storm water control in roads infrastructure by 30 June 2026	Installation of Storm-water pipes.	Number of meters of storm-water pipes installed	170 Meters of storm water pipes installed	120m	NA	NA	NA	NA	40m	Target not achieved,0 meters of storm water pipes installed	Suitable service provider could not be found.	The appointment of service provider will be concluded in January 2025.	Target not achieved,0 meters of storm water pipes installed	Suitable service provider could not be found.	The appointment of service provider will be concluded in January 2025.	1200000	Quarter 2-3 Signed Detailed Progress Report of all activities done in project Quarter 4 1) Signed Detailed Progress Report of all activities done in project 2) Signed Practical Completion certificate
PWBS 2	To improve access to roads infrastructure	Construction of Asphalt/Concrete roads	Number of kilometers of roads surfaced with asphalt/	2.654km of roads surfaced with asphalt	0.350km	0.250km	Target Achieved - 0.601 kilometers of	NA	NA	0.100km	Target Achieved - 0.601 kilometers of	The service provider has high capacity	NA	Target Achieved - 0.601 km of	The service provider has high capacity	NA	1944782	Quarter 1: Signed Progress report reflecting

	ure by 30 June 2026	1.Bulwer Asphalt road: Ntokozwe ni road Section 3	concrete				roads surfaced with asphalt/ concrete				roads surfaced with asphalt/ concrete	to continue with the project and achieved extra work.		roads surfaced with asphalt/ concrete	to continue with the project and achieved extra work.			actual performan ce. Quarter 2: Signed Practical Completi on certificate Quarter: 3& 4 1. N/A
						1000000	R 4 044 115.30			944782	717674.1 6			23180 36.16				
PWBS 3	To improve access to roads infrastruct ure by 30 June 2026	Maintena nce of Gravel Roads	Number of kilometers of gravel roads maintained	23.236km of gravel Roads maintained	16km	4.00km	Target not achieve d - 0km of gravel roads maintain ed	The request for this project was sent to the SCM Departm ent on the 05th June 2025 and the closing date for RFQs was on the 08th Septemb er 2025, therefore an order still has not been issued.	PWBS departme nt will ensure that in Q2 they also cover Q1 milestones.	4.00km	Target Achieve d 5.2 km maintain ed	Due to heavy rains during the quarter, there was a huge demand to maintain more access roads.	NA	Target Not achie ved,5. 2km maint ained	Traditional Authorities stopped the project in ward 5. additionall y inclement weather delayed the project	PWBS requested interventio n from the Council	6500000	Quarter 1- 4 1.Detailed Progress Report of all activities done in each project 2.Job cards for internal maintena nce with signatures of all parties concerne d 3.Signed Practical Completi on certificate s 4. Listing of access roads complete d 5. Summarize d report with calculatio ns supporting actual performan ce
						1875000	R 0.00			1875000	2411400			24114 00				
PWBS 4	To	Constructi	Number of	1	2	NA	NA	NA	NA	Appoint	Target	NA	NA	Target	NA	NA	1302380	Quarter 1:

	improve access to buildings and recreation al facilities by 30 June 2026	on of Communit y halls 1) Phosane Communit y hall 2) Glenmaize Communit y Hall	community halls constructed	Community hall was constructed (Masameni)						ment of 2 Service providers 1) Phosane Commun ity Hall 2) Glenmaiz e Commun ity Hall	Achieve d 2 Service providers have been appointe d			Achie ved 2 Servic e provid ers have been appoi nted			5.97	N/A Quarter 2: 2 Appointm ent letters Quarter 3 N/A Quarter 4 1. Signed Practical Completio n Certificate s 2. List of Complete d Projects
							0				5868791.84			7902332.94				
PWBS 5	To improve access to buildings and recreation al facilities by 30 June 2026	Constructi on of Sports Fields 1) Creighton Regional Sports Centre: Phase 3	Number of sport fields constructed	1 Sportfield was constructed	1	NA	NA	NA	NA	Appoint ment of service provider	Target Not achieve d, Service Provider was not appointe d	The project was advertised on the 22 August 2025, re advert was on the 17 October 2025 briefing 29 October closing 10 November 2025. Due to the circular for festive shutdown circular, no intentions were issued.	Intention to award to be advertised after construction shutdown	Target Not achieve d, Servic e provid er was not appoi nted	The project was advertised on the 22 August 2025, re advert was on the 17 October 2025 briefing 29 October closing 10 November 2025. Due to the circular for festive shutdown circular, no intentions were issued.	Intention to award to be advertised after constructi on shutdown	R6000000	Quarter 1: N/A Quarter 2: 1 appointm ent letter Quarter 3: N/A Quarter 4 Signed Practical Completio n Certificate
							0				0		210000	210000				
PWBS 6	To improve access to buildings and recreation al facilities by 30 June 2026	Constructi on of Creches 1) Ekupholeni Crèche	Number of Creches constructed	3 Crèches were constructed (1) Gala Crèche (2) Lwazi Crèche (3) Sizamokuhle Crèche	1	Appointm ent of a Service provider	Target Achieve d -1 Service provider was appointe d for the construct ion of Ekuphole	NA	NA	NA	NA	NA	NA	Target Achie ved -1 Servic e provid er was appoi nted for the constr	NA	NA	5006606.78	Quarter 1: 1 Appointm ent Letters Quarter 2: N/A Quarter: 3: Signed Practical Completio n

							ni Crèche.							uction of Ekuph oleni Crèch e.				Certificate Quarter: 4: N/A
							R 0.00				1380268. 53			28004 97.25				
PWBS 7	To improve access to roads infrastructure by 30 June 2026	Constructi on of pedestrian s bridges: 1) Ndlangisa Pedestrian Bridge 2) Gobhogo bho Pedestrian Bridge 3) Half My Right Pedestrian Bridge 4) Ntwasahlo bo Pedestrian Bridge	Number of pedestrian bridges constructed	4 EIA Studies conducted for pedestrian bridges	1	NA	NA	NA	NA	Appoint ment of a Service providers for the construct ion of Ndlangis a Pedestria n Bridge	Target achieve d 1 service provider appointe d	NA	NA	Target achie ved 1 servic e provid er appoi nted	NA	NA	6342217	Quarter 1: NA Quarter 2-3 Appointm ent Letters Quarter 4 Signed Practical Completio n Certificate Listing of complete d bridges
											96596.34			96596. 34				
PWBS 8	To improve access to buildings and recreation al facilities by 30 June 2026	Maintena nce of Communit y Assets 1. Seaford Communit y Hall 2. Bulwer Hall & Library 3. Okhetheni Communit y Hall 4. Khethokuh le Communit y Hall 5. Buyani Madlala Sportfield 6. Bethlehem Sportfield 7. Himevill	Number of community assets maintained	6 Community Assets Maintained	7	NA	NA	NA	NA	3	Target achieve d 7 commun ity assets maintain ed	Project was advertised as 1 project, contractor maintaine d all assets simultaneo usly.	NA	Target achie ved 7 com munit y assets maint ained	Project was advertised as 1 project, contractor maintaine d all assets simultaneo usly.	NA	4500000	Quarter 1: N/A Quarter 2: (1). Signed Practical Completio n certificate s Quarter 3: (1). Signed Practical Completio n certificate s Quarter 4: N/A

		Depo / Mathungulwini																
										1928571.43	910989.2			3605940.49				
PWBS 9	To improve access to buildings and recreation al facilities by 30 June 2026	Maintena nce of Municipal Buildings 1. Lot 68 in Creighton and 2. Hi meville Office	Number of municipal buildings maintained	5 Municipal buildings were maintained	2	Appointm ent of 2 Service providers	Target achieve d - 2 service providers were appointe d for the mainten ance of 1) Lot. 68 in Creighto n 2) Himeville Offices	NA	NA	NA	NA	NA	NA	Target achie ved - 2 servic e provid ers were appoi nted for the maint enan ce of 1) Lot. 68 in Creig hton 2) Himev ille Office s	NA	NA	700000	Quarter 1: 2 Appointm ent letters Quarter 2: N/A Quarter: 3 Signed Practical Completio n Certificate s Quarter 4 N/A
							0				215270			769979.75				
PWBS 10	To improve access to buildings and recreation al facilities by 30 June 2026	Constructi on of Bus shelters	Number of Bus Shelters constructed	8 Bus Shelters were constructed	8	Appointm ent of service provider	Target not achieve d - Project is currently at advertisi ng stage.	The specifica tion was sent on the 25 July 2025. The SCM departm ent is still doing procure ment process for the appoint ment of service provider.	PWB will ensure that the appointm ent is done in Q2	NA	NA	NA	NA	Target Not achie ved, No servic e provid er was appoi nted.	No suitable service provider	The project was re advertised on 14 November 2025 closing date was 05 December 2025.	560000	Quarter 1: Appointm ent letters Quarter 2: NA Quarter 3 1. Signed Practical Completio n certificate s 2. Listing of Bus Shelters constructe d Quarter 4: NA
							0				0			0		0		
PWBS 11	To improve access to electricity by 30 June 2026	Household Electrificati on	Number of households connected to grid electricity	594 households connected to grid electricity	80	Appointm ent of service provider	Target not achieve d- currently finalizing the	PWBS were using turnkey strategy for electrific	PWBS to speeding up the process of completin g terms of reference	NA	NA	NA	NA	Target Not achie ved: Terms of refere	PWBS was using turnkey strategy for electrificat ion and it	PWBS to fast track the process of completin g terms of reference	2000000	Quarter 1: Appointm ent letters Quarter 2: N/A Quarter 3:

							specifica tion	ation and it has changed , currently the PWBS is finalizing the specifica tion to appoint engineeri ng consulta nts to design and when the appoint ment of engineeri ng services has been finalized the process of appointi ng a contract or will commen ce	for the new consultant appointm ent to be finalized in Q3					nce have been submit ted to the Specif icatio n Com mittee for revie w and adver tiseme nt.	has changed, currently the PWBS has prepared and submitted the specificati on to appoint engineerin g consultant s to design to the specificati on committe e and when the appointm ent of engineerin g services has been finalized the processes of appointin g a contractor will commenc e.	for the new consultant appointm ent to be finalized in Q3		1.Signed Practical Completi on Certificate 2. Listing of all household s connecte d to grid electricity per ward 3. Summarize d progress report supporting actual performan ce Quarter 4 1.Signed Practical Completi on Certificate 2. Listing of all household s connecte d to grid electricity per ward 3. Summarize d progress report supporting actual performan ce
PWBS 12	To improve access to solid waste managem ent services by 30 June 2026	Solid Waste Managem ent	Percentage of households with access to solid waste removal	100% Households with access to solid waste removal	100%	100%	0 Target achieve d: 100% of househol ds with access to solid waste removal	NA	NA	100%	Target achieve d: 100% of househol ds with access to solid waste removal	NA	NA	0 Target achie ved: 100% of house holds with acces s to solid waste remov al	NA	NA	Operati onal	Quarter 1- 4 List of household s with access to waste removal

						0	0			0		0		0			0	
PWBS 13	To improve access to solid waste management services by 30 June 2026	Solid Waste Management	Percentage of households with access to free solid waste removal	29 indigent Households serviced	100%	100%	Target achieved: 100% of households with access to free solid waste removal	100%	NA	100%	Target achieved: 100% of households with access to free solid waste removal	100%	NA	Target achieved: 100% of households with access to free solid waste removal	NA	NA	Operational	Quarter 1-4 List of households with access to waste removal
						operational	0			operational		operational		operational				
PWBS 14	To improve access to housing infrastructure by 30 June 2026	Facilitation of housing projects	Number of housing projects facilitated	34 Housing projects Facilitated	32	32	Target achieved: 32 housing projects facilitated	NA	NA	32	Target achieved: 32 housing projects facilitated	NA	NA	Target achieved: 32 housing projects facilitated	NA	NA	Operational	Quarter: 1-4 1. Human Settlement Reports submitted to PWBS committee and 2. Minutes of the Housing Think Tank Committee 3. Listing of 32 Housing Projects reflecting wards and units per project
						0	0			0		0			0			
PWBS 15	To report job opportunities created through infrastructure development projects and EPWP grant funding by 30 June 2026	Extended Public Works Programme (EPWP)	Number of Work Opportunities created through EPWP grant	302 Work Opportunities created through EPWP Grant	161	161	Target not achieved- currently in the processes of appointing EPWPs	There were delays with the appointment of new EPWP participants.	EPWP participants will be appointed in the month of October.	161	Target achieved 201 work opportunities created through EPWP grant		There was a number of vacant positions within the EPWP and therefore these had to be filled during this quarter.	Target achieved 201 work opportunities created through EPWP grant	There was a number of vacant positions within the EPWP and therefore these had to be filled during this quarter.	NA	2135000	Quarter 1-4 1. Listing of all EPWP workers
						2135000	0			2135000	1583239.7			1583239.7				

PWBS 16	To improve access to roads infrastructure by 30 June 2026	Renewal of Gravel Roads: 1.Nomandlovu Access Road 2. Magoso Access Road (Phase 1) 3. Magwaba beni Access Road 4. South-down Lane	Number of kilometers of gravel roads renewed	20.508 km of gravel roads renewed	6km	Appointment / Purchase order of service provider for the renewal of gravel roads.	Target not achieved- currently awaiting the appointment of a service provider	The request for this project was sent to the SCM Department on the 26th May 2025 and the closing date for RFQs was on the 08th September 2025, therefore an order still has not been issued.	PWBS department will ensure that in Q2 they also cover Q1 milestones.	2km	Target achieved 5.15km of gravel roads renewed	Project was advertised as 1 project, contractor renewed all gravel roads simultaneously.	NA	Target achieved 5.15km of gravel roads renewed	Project was advertised as 1 project, contractor renewed all gravel roads simultaneously.	NA	2800000	Quarter 1: Appointment Letter/Purchase Order Quarter: 2-4 1. Signed Practical Completion Certificate 2. Listing of Roads Renewed.
							0			1000000	2137275			2137275				
PWBS 17	To ensure provision, upgrade and maintenance of infrastructure and services that enhance economic development by 30 June 2026	Upgrading of municipal towns 1.Bulwer CBD Infrastructure Upgrade (Informal Traders Infrastructure)	Number of municipal towns upgraded.	2 municipal towns upgraded in 2024/25 fy	1	NA	NA	NA	NA	Appointment of service provider for the upgrade of municipal towns	Target achieved 1 service provider appointed	NA	NA	Target achieved 1 service provider appointed	NA	NA	4000000	Quarter 1 NA Quarter 2 Appointment Letter Quarter 3 NA Quarter 4 Signed Practical Completion Certificate
							0				1697008.97			1697008.97				
PWBS 18	To improve access to roads infrastructure by 30 June 2026	Construction of Jackson road bridge/ causeway	Number of bridge/ Causeways constructed	1 Bridge/ Causeway constructed in 2022/23 fy	1	NA	NA	NA	NA	Appointment of service provider for the construction of a bridge/causeway	Target achieved 1 service provider appointed	NA	NA	Target achieved 1 service provider appointed	NA	NA	7735328.98	Quarter 1 N/A Quarter 2 Appointment letter Quarter 3 N/A Quarter 4 Signed Practical Completion Certificate
							0				264305.5			36430				

											2			5.52				
PWBS 22	To improve access to electricity by 30 June 2026	Installation of Flood Lights 1) Kilmun Sports field	Number of Flood Lights installed	68 street lights installed	3	appointm ent of service provider	Target not achieved: currently awaiting the appoint ment letter	The procure ment and appoint ment has been delayed due to finalizing the technical specifica tion for the floodlight	To finalize the appointm ent of contractor in Q2	3	Target not achieved – 0, on	Service provider was appointed . Adjudicati on committe e approved project on the 9th December . Intention to award cannot be advertised in December due to constructi on shut-down as circular no. 217 of the constitutio n.	Intention to award to be advertised after construction shutdown	Target not achieved - Bid Adjudi cation com mittee approved projec t on the 9th Dece mber. Intenti on to awar d cann ot be adver tised in Dece mber due to constr uction shut-down as circul ar no. 217 of the consti tution	Intention to award to be advertised after constructi on shutdown	Service provider was appointed . Adjudicati on committe e approved project on the 9th December . Intention to award cannot be advertised in December due to constructi on shut-down as circular no. 217 of the constitutio n.	300000	Quarter 1: Appointm ent letter Quarter 2: Signed Practical Completio n Certificate Quarter 3 &4: NA
							0			300000	0				0			
NATIONAL KPA 1: MUNICIPAL INSTITUTIONAL DEVELOPMENT AND TRANSFORMATION PROVINCIAL GROWTH & DEVELOPMENT STRATEGY (PGDS) GOAL 2 : HUMAN RESOURCE DEVELOPMENT GENERAL KPI: THE NUMBER OF PEOPLE FROM EMPLOYMENT EQUITY TARGET GROUPS EMPLOYED IN THE THREE HIGHEST LEVELS OF MANAGEMENT IN COMPLIANCE WITH A MUNICIPALITY'S APPROVED EMPLOYMENT EQUITY PLAN. GENERAL KPI: THE PERCENTAGE OF A MUNICIPALITY'S BUDGET ACTUALLY SPENT ON IMPLEMENTING ITS WORKPLACE SKILLS PLAN BACK TO BASICS PILLAR 5: BUILDING CAPABLE LOCAL GOVERNMENT INSTITUTIONS CORPORATE SERVICES DEPARTMENT: 2025/2026 TOP-LAYER MID-YEAR REPORTING TEMPLATE																		
CORP 1	To review 30 existing and 3 new HR policies to improve effectiveness and efficiency in service	Review 30 existing and 3 additional HR policies	Number of policies and HR strategy reviewed and approved by Council	30 HRM policies & 1 HR Strategy in place	Review and approv e 33 HR Policies and 1HR Strateg y	NA	NA	NA	NA	Review & Present 33 HR Policies and 1HR Strategy to departm ental	Target Achieved: Review & Present 33 HR Policies and 1HR Strategy	NA	NA	Target Achie ved: Review & Prese nt 33 HR Policie	NA	NA	NA	Quarter 1 NA Quarter 2 Minutes of strategic planning session Quarter 3 Attendan

	delivery by 30 June 2026									strategic planning session	to departmental strategic planning session			s and 1HR Strategy to departmental strategic planning session				ce Register Quarter 4 Notice of Meeting Council Resolution with a List of 33 Approved Policies and 1HR Strategy
							0							0				
CORP 2	Capacitating employees on 30 existing & 3 new HR policies to improve effectiveness and efficiency in service delivery by 30 June 2026	Capacitating employees on HR Policies	Number of Workshops conducted on HR policies.	30 HR Policies workshop conducted	2	1	Target Achieved: 1 HR Policy workshop conducted	NA	NA	1	Target Achieved: 1 HR Policy workshop conducted	NA	NA	Target Achieved: 2 HR Policy workshops conducted	NA	NA	OPEX	Quarter 1-2 Signed Workshop Report Notice of Workshop Quarter 3 - 4 N/A
							0				0			0				
CORP 3	To ensure compliance with the approved Employment Equity Plan	Submission of Employment Equity Report	Number of reports submitted to Department of Employment & Labour	Employment Equity Report submitted to DEL	Submission of EE Report to DEL by 31 March 2026	NA	NA	NA	NA	NA	NA	NA	NA	NA	NA	NA	OPEX	Quarter 3 Letter from DEL (Proof of submission /acknowledgment letter)
							0											
CORP 6	To capacitate all municipal employees & Councillors to improve performance of the set objectives by 30 June 2026	Coordination of Training Programmes for Employees	Percentage of the municipality's budget actually spent on implementing its workplace skills plan	63% budget spent through workplace skills plan for employees	0.64	Development of Training Specifications	Target Achieved: Development of Training Specifications	NA	NA	20%	Target Achieved: 20% budget spent through workplace skills plan for employees	NA.	NA,	Target Achieved: 20% budget spent through workplace skills plan for employees	NA.	NA,	850000	Quarter 1 Specification on Quarter 2-4 Attendance Register Signed Close-out Report with calculations of the percentage of budget spent.

							0				31548.15			31548.15				
CORP 7	To capacitate all municipal employees & Councillors to improve performance of the set objectives by 30 June 2026	Coordination of Training Programmes for Councillors	Number of training programmes coordinated for Councillors	10 Training Programmes coordinated	2	Development of Training Specifications	Target Achieved: Development of Training Specifications	NA	NA	1	Target Achieved: 1 training programme coordinated for Councillors	NA	NA	Target Achieved: 1 training programme coordinated for Councillors	NA	NA	225837	Quarter 1 Specification Quarter 3 N/A Quarter 2 & 4 Attendance Register Signed Close-out Report with calculations of the percentage of budget spent.
							0			112918.5	0			0				
CORP 8	To Cascade IPMS to Middle Management	Coordination of IPMS Assessments	Number of IPMS Assessments coordinated	4 IPMS assessments conducted	4	1 Annual Assessment coordinated for 2024/2025 fy	Target Achieved: 1 Annual Assessment coordinated for 2024/2025 fy	NA	NA	1 Quarterly Assessment coordinated for 2025/2026 fy	Target Achieved: 1 Quarterly Assessment coordinated for 2025/2026 fy	NA	NA	Target Achieved: 2 Assessments coordinated	NA	NA	Opex	Quarter 1-4 Signed Quarterly Performance Reports
							0				0			0				
CORP11	To provide responsive information and communication technology processes for effective operations in the municipality by 30 June 2026	Implementation of in-house and Off-site data back-up and disaster recovery plan for all Municipal data	Percentage of data back-ups conducted in line with the ICT disaster recovery plan	100% of data backed up in line with the ICT disaster recovery plan	100%	100% of data backed up in line with the ICT disaster recovery plan & Monitoring and Maintenance of Back-up System	Target Achieved: Monitoring and Maintenance of Back-up System	NA	NA	100% & Monitoring and Maintenance of Back-up System	100% of data backed up in line with the ICT disaster recovery plan & Monitoring and Maintenance of Back-up System	NA	NA	100% of data backed up in line with the ICT disaster recovery plan & Monitoring and Maintenance of Back-up	NA	NA	491917	Quarter 1-4 Quarterly Report on the monitoring of In-house and Off-Site Back Up (Corporate Support Services Committee)

														System				
						R122 979.25	0			R122 979.25	R122 979.25			R122 979.25				
CORP 12	To inculcate a culture of good governance compliance and effective internal controls by 30 June 2026	Implementation of Municipal Calendar of Meetings	Number of Council meetings coordinated	10 Council meetings coordinated	9	2	Target Achieved: 2 Council Meetings Coordinated	NA	NA	2	Target Achieved: 2 Council Meetings Coordinated	NA	NA	Target Achieved: 4 Council Meetings Coordinated	NA	NA	Operational	Quarter 1-4 1. Notice 2. Signed Minutes 3. Attendance Register
							0				0			0				
CORP 13	To inculcate a culture of good governance compliance and effective internal controls by 30 June 2026	Compile and monitor of Council Resolution Registers	Number of Council Resolution Registers produced and Implemented	09 Council Resolution Registers produced and 09 resolutions registers implemented	9	2	Target Achieved: 2 Council Resolution Registers produced and implemented	NA	NA	2	Target Achieved: 2 Council Resolution Registers produced and implemented	NA	NA	Target Achieved: 4 Council Resolution Registers produced and implemented	NA	NA	Operational	Quarter 1-4 Signed Council Resolution Register
							0				0			0				
NATIONAL KPA 6: CROSS CUTTING INTERVENTIONS AND SPATIAL DEVELOPMENT PROVINCIAL GROWTH AND DEVELOPMENT STRATEGY (PGDS) 5 ENVIRONMENTAL SUSTAINABILITY PROVINCIAL GROWTH & DEVELOPMENT STRATEGY GOAL 7: SPATIAL EQUITY GENERAL KPI: THE NUMBER OF JOBS CREATED THROUGH MUNICIPALITY'S LOCAL, ECONOMIC DEVELOPMENT INITIATIVES INCLUDING CAPITAL PROJECTS BACK 2 BASICS PILLAR 2: DELIVERING BASIC SERVICES DEVELOPMENT AND TOWN PLANNING SERVICES: 2025/2026 TOP-LAYER MID-YEAR REPORTING TEMPLATE																		
DTPS 01	To improve and optimize land usage by 30 June 2026	Review of Spatial Development Framework	Number of Spatial Development Frameworks reviewed	1 Final Spatial Development Framework Reviewed	1 Spatial Development Framework approved by Council	1 Inception report	Target achieved, the SDF inception report was developed	NA	NA	1 Status Quo Report	Target achieved, Status Quo Report was developed in Q2	NA	NA	Target achieved, Inception and Status Quo report were developed	NA	NA	500000	Quarter1: (1) Inception Report Quarter 2: (1) Status Quo Report Quarter 3: (1) Draft SDF (2)

																		Council Resolution for noting Draft SDF Quarter 4: (1) Final SDF (2) Council resolution for Adoption of Final SDF
							165000				R165 000.00			330000				
DTPS 02	To improve and optimize land usage by 30 June 2026	Review of the Bulwer Precinct plan	Date by which the public participation process on the review of the Bulwer Precinct Plan will be conducted	New Project	Plan public participation process conducted by 30/06/2026	Appointment of the service provider for the Review of the Bulwer Precinct Plan.	Target not achieved, the Department prepared and submitted all the required information to SCM to appoint the service provider.	There were delays on the SCM side to finalize the appointment of the service provider.	The target will be achieved in Q2	Inception report developed by the appointed service provider	Target not achieved, Inception report was not developed in Q2	A suitable service provider could not be found	The project has been advertised, and the SDBIP will be revised accordingly during the budget adjustment process	Target not achieved, the service provider was not appointed and the Inception and status quo report was not developed	A suitable service provider could not be found	The project has been advertised, and the SDBIP will be revised accordingly during the budget adjustment process	300000	Quarter 1: Appointment letter/Order for the appointment of the service provider Quarter 2: Inception report Quarter 3: Status Quo report Quarter 4: Public participation report
							0				R0.00			0.00				
DTPS 03	To improve and optimise land usage by 30 June 2026	Land Development Management	Percentage of Land Development Applications processed within 60 days from the closing date of comments or confirmation that the application is complete in	100% of Land Development Applications processed within 60 days from closing date of comments or confirmation that the	100 % of Land Development Applications processed within 60 days from receipt of comments or confirmati	100 % of land development applications processed within 60 days from closing date of comments or confirmati	Target achieved, 100% of land development applications were processed within 60 days from the closing date of	NA	NA	100 % of land development applications processed within 60 days from closing date of comments or	Target achieved, 100% of land development applications were processed within 60 days from closing date of	NA	NA	Target achieved, 100% of land development applications were processed	NA	NA	Opex	Quarter 1-4: Signed Land Development Applications Register

			line with SPLUMA	application is complete in line with SPLUMA	nts or confirm ation that the applica tion is comple te and in line with SPLUMA	on that the applicatio n is complete	commen ts or confirma tion that the applicati on is complet e			confirma tion that the applicati on is complet e	commen ts or confirma tion that the applicati on is complet e			within 60 days from closin g date of com ments or confir matio n that the applic ation is compl ete				
							0				R0.00			R0.00				
DTPS 04	To improve and optimize land usage by 30 June 2026	Approval of Building Plans	Turnaround time and percentage of building plans processed in line with NBR	100 % of Building plans approved within 30/60 days from the date of receipt in 2023/24 financial year	100% of building plans processed within 30/60 days from the date of receipt	100% of building plans processed within 30/60 days from the date of receipt	Target achieved, 100% of building plans were processe d within 30/60 days from the date of receipt	NA	NA	100% of building plans processe d within 30/60 days from the date of receipt	Target achieve d, 100% of building plans were processe d within 30/60 days from the date of receipt	NA	NA	Target achieve d, 100% of buildi ng plans were proce ssed within 30/60 days from the date of receip t	NA	NA	Opex	Quarter 1-4: Building Plans Register with actual date for receipt and approval I
							0				R0.00			R0.00				
DTPS 05	To improve and optimize land usage by 30 June 2026	Review of the Land Use Scheme	Number of Land Use Schemes adopted by Council	New Project	1 Review ed Land Use Schem e adopte d by Council	Appointm ent of the service provider for the Review of the Land Use Scheme	Target not achieve d, the Departm ent prepare d and submitte d all the required informati on to SCM to appoint the	There were delays on the SCM side to finalize the appoint ment of the service provider.	The target will be achieved in Q2.	Inceptio n report and status quo develop ed by the appointe d service provider	Target not achieve d, Inceptio n and status quo report was not develop ed in Q2	A suitable service provider could not be found	The project has been advertised	Target not achie ved, the servic e provid er was not appoi nted and the Incept ion	A suitable service provider could not be found	The project has been advertised , and the SDBIP will be revised according ly during the budget adjustmen t process	300000	Quarter 1: Appointm ent letter/Ord er for the appointm ent of the service provider Quarter 2: 1). Inception report 2). Status Quo

							service provider							and status quo report was not developed				report Quarter 3: 1). Draft reviewed land use scheme 2). Public Participation report Quarter 4: 1). Final reviewed land use scheme 2). Council resolution on the adoption of the reviewed land use scheme
							0				R0.00			R0.00				
DTPS 06	To conduct an impact assessment on the supported SMMEs and co-operatives by 30 June 2026.	Profile and assess the supported SMMEs and co-operatives	Number of supported SMMEs and Co-operatives profiled and assessed.	New Project	16	4	Target Achieved. 4 SMMEs were profiled and assessed.	NA	NA	4	Target Not Achieved. The following SMMEs were assessed on this date 27 November 2025. 1. MaHlezi Poultry Farming. 2. MaSosibo Bakery 3. Entokozweni Samelihle	The target was not fully achieved as only 3 out of the 4 planned SMMEs were visited. On the day of the assessments, a severe storm occurred in the afternoon, which caused delays in movement and disruptions to operations. Upon arrival at one of the SMMEs (Abathun	The assessment for the affected SMME will be rescheduled and conducted on an alternative date agreed upon with the SMME. Going forward, contingency plans will be strengthened by confirming SMME availability prior to visits and allowing flexibility in scheduling to accommod	Target not achieved, 7 out of 8 SMMEs were profiled and assessed as at 31 December 2025.	3 out of the 4 planned SMMEs were visited. On the day of the assessments, a severe storm occurred in the afternoon, which caused delays in movement and disruptions to operations. Upon arrival at one of the SMMEs (Abathungi Base Gala), the premises were	The assessment for the affected SMME will be rescheduled and conducted on an alternative date agreed upon with the SMME. Going forward, contingency plans will be strengthened by confirming SMME availability prior to visits and allowing flexibility in scheduling to accommo	50000	Quarter 1 - 4 : a)Signed Assessment Report b)Attendance Register

												gi Base Gala), the premises were found to be closed, making it impossible to conduct the scheduled assessment.	ate unforeseen circumstances such as adverse weather conditions.		found to be closed, making it impossible to conduct the scheduled assessment.	date unforeseen circumstances such as adverse weather conditions.		
							6000				6000			12000				
DTPS 07	To promote and support Local Economic Development through capacity building, forming of partnerships, co-operatives support with Materials and Equipment by 30 June 2026	Training and Skills Empowerment of Emerging Enterprises : in the Business Management, and Tourism	Number of training programmes conducted for Emerging Enterprises	Emerging Enterprises were trained on various skills	5	Submission of Requisition s to SCM.	Target Not Achieved. No requisitions were submitted to SCM as training adverts attracted no service providers	Since the training service provider adverts do not attract any service providers , The solution was to enter into MoUs with the TVET colleges that will be responsible to conduct the trainings.	The department is in the process of coordinating the signing of the MoUs with TVET Colleges that will be responsible for conducting the trainings.	1	Target Achieved. the Food Safety Training was done through partnership with SEDFA. The training was a 3 days training from the 8-10 October 2025.	NA	NA	Target Achieved. the Food Safety Training was done through partnership with SEDFA . The training was a 3 days training from the 8-10 October 2025.	NA	NA	855000	Quarter 1: Proof of Submission to SCM Quarter 2-4: (1) Attendance Register. (2) Signed Closeout Report & photos
							0				0			0				
DTPS 08	To promote and support Local Economic Development through capacity building, forming of partnerships, co-operatives	Material and Equipment Support to Emerging Enterprises : Coops, Crafters, & SMMEs.	Number of SMMEs and Coops supported with material and equipment	SMMEs and Cooperatives were supported with material and equipment	15	Submit the evaluated list of SMMEs and Cooperatives Report to DTPS Committee for noting.	Target Achieved. The SMME and coops list for material and equipment support was supported by the	NA	NA	15 Requisitions submitted	Target Achieved. The 15 SMMEs' Request whose business applications were approved by Council have been prepare	NA	NA	Target Achieved. The 15 SMMEs'Request whose business applications were approved	NA	NA	1151594.7	Quarter 1 Portfolio Committee Resolution for Noting Quarter 2: Proof of an email request submitted to SCM Quarter 3 Order Quarter 4:

	support with Materials and Equipments by 30 June 2026						Portfolio Committee.				d and submitted to SCM.			by Council have been prepared and submitted to SCM.				Delivery Note and beneficiaries register & Close Out Report
							0				0			0				
NATIONAL KPA 3 : GOOD GOVERNANCE AND PUBLIC PARTICIPATION PROVINCIAL GROWTH & DEVELOPMENT STRATEGY (PGDS) GOAL 1: INCLUSIVE ECONOMIC GROWTH GENERAL KPI: THE NUMBER OF JOBS CREATED THROUGH MUNICIPALITY'S LOCAL ECONOMIC DEVELOPMENT INITIATIVES INCLUDING CAPITAL PROJECTS. BACK TO BASICS: PILLAR 1 - PUTTING PEOPLE FIRST																		
COMMUNITY AND SOCIAL SERVICES DEPARTMENT: 2025/2026 TOP-LAYER MID-YEAR REPORTING TEMPLATE																		
CSS1	To Ensure Improved and integrated Institutional Capacity and Responses to Disaster Incidents Or Disasters by 30 June 2026	Conduct Firebreaks in fire high risk areas	Number of areas where firebreaks are conducted	4 areas where firebreaks were conducted	4	NA	NA	NA	NA	NA	NA	NA	NA	NA	NA	NA	30000	Quarter 1-3: N/A Quarter 4: Dated photos
CSS 4	To Ensure Improved and integrated Institutional Capacity and Responses to Disaster Incidents Or Disasters by 30 June 2026	Procurement of Disaster Relief Kit	Number of Disaster Relief Kits Procured and delivered	1 Disaster Relief Kit procured and delivered in the previous financial year	Procurement of 1 x Disaster Relief Kit (100 blankets, 100 Sponges, 100 plastic sheeting) and delivered by 30 June 2026.	Development of Specification and delivery of disaster relief material	Target not achieved, there were no arrangements made to procure disaster relief kits.	The stock for disaster relief is full to capacity , therefore there was no need to procure more items when there are items available in stock.	The current stock will be utilized and hopefully procurement of more items will be made for the next quarter.	N/A	Target Achieved in this quarter as it reflected as a variance that requires completion from the previous quarter 1, to be reported on in this quarter 2.	NA	NA	Target Achieved Disaster Relief material was procured in quarter 2	NA	NA	R 440,400	Quarter:1 Delivery Note Quarter: 3 Delivery Note
							0				R 24,150.00			R 24,150.00				
CSS 6	To Ensure Improved and	Procurement and Installation	Number of Lightning Conductors	40 Lightning Conductors Procured	50	Procurement and installation	Target Achieved, 50	NA	NA	NA	NA	NA	NA	Target Achieved,	NA	NA	398164	Quarter:1 1.Dated Photos

	integrated Institutional Capacity and Responses to Disaster Incidents Or Disasters by 30 June 2026	of Lightning Conductors	Procured and Installed	and Installed		of 50 Lightning conductors	lightning conductors were installed in various areas in all wards.							50 lightning conductors were installed in various areas in all wards.				2.Register of beneficiaries
						398164	230000				0			230000				
CSS 8	To ensure improvement of literacy levels and encourage culture of reading by 30 June 2026	Conduct Library Outreach Programmes	Number of Library Outreach Programmes Conducted	16 Library Outreach Programmes Conducted	16	4	Target Achieved, 4 library outreach programmes were conducted in the following places; 1. Nkwezel a on 03/07/25. 2. Himeville Hall on 19/08/25. 3. NUD on 03/07/25. 4. Creighton Hall on 20/08/25.	NA	NA	4	Target Achieved, 4 library outreach programmes were conducted as follows; 1.04/11/25 in Thukeyane Primary School. 2.16/10/25 in Tarrs Valley CP. 3. 30/10/25 in Bulwer Public Library. 4. 29/10/25 in Nkwezel a Primary School.	NA	NA	Target Achieved, 8 library outreach programmes were conducted	NA	NA	12600	Quarter: 1-4 1.School Register signed by the Principal on behalf of school in attendance 2.Dated Photos
						4150	36538			4150	R 0.			36538				
CSS 11	To Ensure Improved and integrated Institutional Capacity and Responses to Disaster Incidents	Procurement of transport assets	Number of vehicles procured	7 vehicles procured	2	Development and approval of specification	Target Achieved, 2 vehicles were procured, a Water Tanker and a Disaster Vehicle,	NA	NA	NA	NA	NA	NA	Target Achieved, 2 vehicles were procured, a Water Tanker and	NA	NA	1500000	Quarter:1 Approved Specification Quarter:4 Delivery Note

	Or Disasters by 30 June 2026						attache d is the approve d memo and specifica tion.							a Disast er Vehicl e				
							0				0			?				
CSS 14	To Ensure Improved and integrated Institutiona l Capacity and Reponses to Disaster Incidents Or Disasters by 30 June 2026	Procurem ent of plant and Equipment	Number of Plant and Equipment procured and delivered	New Project	Procure ment of 70 x Plant and Equipm ent Items (SCBA, Spare cylinder s (SCBA), Fire Hoses, Fire Beaters, brooms , chains, torch, scene lights, extensi on cable, jerry- cans, BAA Jump bag, ceiling hook, tool box, bolt cutter, foil blanket , stretch basket) to be deliver ed by 30 June 2026	Developm ent and approval of specificati on	Target Achieve d, 1 develop ed, approve d specifica tion for plant and equipme nt items, attache d is the approve d memo and specifica tion.	NA	NA	NA	NA	NA	NA	Target Achie ved, 1 devel oped, appro ved specifi cation for plant and equip ment items, attac hed is the appro ved mem o and specifi cation .	NA	NA	1178164	Quarter:1 Approved Specificati on Quarter:4 Delivery Note
							298656				R 0.			29865 6				
CSS 15	To promote	Sports, Arts and	Number of capacity	5 capacity building	6	1 Training of Jockeys	Target Achieve	NA	NA	NA	NA	NA	NA	Target Achie	NA	NA	580000	Quarter: 1- 4

	development through SMME development, Arts, Culture, Sports and Recreation by 30 June 2026	Culture Training, Training of youth on driving skills	building programmes conducted	programmes conducted			d, 1 Training of jockeys was conducted as follows; 1. Esidindini Ward 5, on 26/07/25							ved, 1 Training of jockeys was conducted as follows; 1. Esidindini Ward 5, on 26/07/25				1.Signed closeout reports 2.Attendance Registers
						15000	0				R 0.			0				
CSS 16	To promote youth development through SMME development, Arts, Culture, Sports and Recreation by 30 June 2026	Coordination and Facilitation of Sports, arts and Culture Competition	Number of Sports, Arts and Culture Competitions Coordinated	10 Sports, Arts and Culture Competitions Coordinated	10	1. Dr. NDZ horse race 1. Golden Games	Target Achieved, 2 Competitions were coordinated as follows; 1. Dr. NDZ. Horse race on 09/08/25. 2. Golden Games were held in Mqatshe ni on 30/07/25 and in Ixopo on 13/08/25.	NA	NA	1 Bongumusa Marathon, 1 Sani stagger Marathon, 1 Harry Gwala Summer Cup,	Target Not Achieved, 1 Competition was held as follows; 1. Sani Stagger Marathon held on 08/11/25 from Sani pass to the SA and Lesotho Border.	1.The Harry Gwala Summer Cup was cancelled by the MEC of Sports Arts & Culture due to the Foot and Mouth Disease. 2. Bongumusa Marathon was not held due to the pullout of the biggest sponsors of the competition, Impendle LM which is experiencing financial complications.	1. The continuation of the Summer Cup is subject to the current state of the Foot and Mouth disease, as well as the MECs decision to continue. 2.Bongumusa Marathon, a budget will be set during the budget adjustment exercise, for the upcoming marathon so as to avoid being dependent on Impendle LM.	Target Not Achieved. 2 competitions were coordinated and 2 could not be coordinated	1. The Harry Gwala Summer Cup was cancelled by the MEC of Sports Arts & Culture due to the Foot and Mouth Disease. 2. Bongumusa Marathon was not held due to the pullout of the biggest sponsors of the competition, Impendle LM which is experiencing financial complications.	1.The continuation of the Summer Cup is subject to the current state of the Foot and Mouth disease, as well as the MECs decision to continue. 2. Bongumusa Marathon, a budget will be set during the budget adjustment exercise, for the upcoming marathon so as to avoid being dependent on Impendle LM.	2097950	Quarter: 1-4 1.Attendance Registers 2.Signed close out reports
						190000	245482			230000	R 60 000.00			305482				

CSS 18	To promote a healthy lifestyle and self sustainability for Youth, Children ,Women Senior Citizens and Disabled Persons through events, awareness campaigns and competitions by 30 June 2026	Coordinati on of events	Number of events coordinated	14 events coordinated	19	1 Commem oration of Nelson Mandela Day, 1 Men's Day, 1 Women's day, 1 Boys Youth Camp , 1 Umkhosi wezintom bi zase Harry Gwala , 1 Umkhosi womhlang a	Target Achieve d, Communa l Events were coordina ted as follows; 1. Nelson Mandela Day/Publ ic Service Week on 15th, 17th and 18th July in Bethlehe m Hall, Sonyong wana School, and eGobho gobho. 2. Men's Day on 22/07/25 at Gobhog obho Hall. 3. Women's Day on 21/08/25 at Mqatshe ni Hall. 4.Boys Youth Camp on 5/07/25 - 7/07/25 at Glencair n Farm. 5. Umkhosi Wezinto mbi on 15/08/25 - 17/08/25 at	NA	NA	1 Comme moration of Senior citizens day, 1 Disability day, 1 16 Days of activism, 1 World Aids day,	Target Achieve d, 4 Events were coordina ted as follows; 1. Snr. Citizens Day on 17/10/25 in Nkwezel a Hall. 2. Disability Day on 20/11/25 in Junction Hall. 3. 16 Days of Activism on 28/11/25 in Shalisi Hall. 4. World Aids Day on 02/12/25 in Zidweni Hall.	NA	NA	Target Achie ved, 10 Events were coordi nated	NA	NA	2854302	Quarter: 1-4 1.Signed Close out Report 2.Attenda nce Registers
--------	---------------------------------------------------------------------------------------------------------------------------------------------------------------------------------------------	-------------------------	------------------------------	-----------------------	----	-------------------------------------------------------------------------------------------------------------------------------------------------------	-------------------------------------------------------------------------------------------------------------------------------------------------------------------------------------------------------------------------------------------------------------------------------------------------------------------------------------------------------------------------------------------------------------	----	----	-----------------------------------------------------------------------------------------------------	-----------------------------------------------------------------------------------------------------------------------------------------------------------------------------------------------------------------------------------------------------------------	----	----	-----------------------------------------------	----	----	---------	-----------------------------------------------------------------------------

							Umzimkhulu LM. 6. Umkhosi womhlanga on 12/09/25-14/09/25 at oPhongolo LM.											
						1360000	R 774 644.75			362250	R 201, 265			975 909.75				
<div>NATIONAL KPA 4: MUNICIPAL FINANCIAL VIABILITY AND MANAGEMENT</div> <div>PROVINCIAL GROWTH & DEVELOPMENT STRATEGY (PGDS) GOAL 6 : GOVERNANCE AND POLICY</div> <div>NATIONAL KPA. FINANCIAL VIABILITY EXPRESSED BY THE RATIOS</div> <div>GENERAL KPI: THE PERCENTAGE OF HOUSEHOLDS EARNING LESS THAN R1100 PER MONTH WITH ACCESS TO FREE BASIC SERVICES</div> <div>BACK TO BASICS PILLAR 4: SOUND FINANCIAL MANAGEMENT</div> <div>BUDGET AND TREASURY OFFICE: 2025/2026 TOP-LAYER MID-YEAR REPORTING TEMPLATE</div>																		
BTO 1	To manage financial resources effectively and efficiently for improved service delivery by 30 June 2026	Preparation of municipal budget	Number of budget reports submitted to IDP/Budget Steering Committee & Council for Approval	3 Budget Reports submitted to Council	3	NA	NA	NA	NA	NA	NA	NA	NA	NA	NA	NA	Opex	<div>Quarter 1-2</div> <div>NA</div> <div>Quarter 3:</div> <div>1. 2025/2026 Adjustment Budget Report submitted to Council and Budget Steering Committee</div> <div>Council resolution</div> <div>2. Draft 2026/2027 budget Report submitted to Council and Budget Steering Committee</div> <div>3. Council resolutions &</div> <div>4. Attendance Registers for Budget Steering Committee</div>

																		Quarter 4: 1. Final 2026/2027 Budget Report submitted to Council and Budget Steering Committee 2. Council resolution and 4.Attendance Register for Budget Steering Committee
BTO 3	To manage financial resources effectively and efficiently for improved service delivery by 30 June 2026	Development of Budget and Treasury reports	Number of Section 71 reports submitted	12 Section 71 submitted to Finance Committee and Treasury departments within 10 working days after the end of each month	12	3	Target Achieved, 3 Section 71 reports submitted	NA	NA	3	Target Achieved, 3 Section 71 reports submitted	NA	NA	Target Achieved, 6 Section 71 reports submitted	NA	NA	Opex	Quarter 1-4 Section 71 and 66 reports 1. Revenue Report 2. Expenditure Report 3. Cash Coverage Ratio Report 4. SCM Implementation Report 5.Proof of submission to Committee Officer
							Opex											
BTO 6	To procure goods and services in a manner that is fair, competitiv	Development of the Procurement plan	Number of procurement plans approved	2 Procurement plans were approved by Council last year	2	NA	NA	NA	NA	NA	NA	NA	NA	NA	NA	NA	Opex	Quarter 1-2 NA Quarter 3 2026/2027 Draft procurem

	e for effective service delivery by 30 June 2026																	ent plan and Council Resolution Quarter 4: 2026/2027 Final procurement plan and Council Resolution
							Opex											
BTO 8	To manage municipal expenditure to maximize financial viability by 30 June 2026	Adherence to Creditors Payment schedule	Percentage of creditors paid within 30 days of submission of a valid invoice	100% creditors paid within 30 days of submission of a valid invoice	1	1	Target Achieved, 100% of creditors paid within 30 days of submission of a valid invoice	NA	NA	1	Target Achieved, 100% of creditors paid within 30 days of submission of a valid invoice	NA	NA	Target Achieved, 100% of creditors paid within 30 days of submission of a valid invoice	NA	NA	Opex	Quarter 1-4 Signed Creditors report
							Opex											
BTO 9	To improve good governance and accountability by producing accurate financial reports 30 June 2026	Preparation of two sets of Financial Statements	Number of financial statements prepared and submitted to Internal Audit and Auditor General	2 financial statements prepared and submitted to Internal Audit and Auditor General	2	1	Target Achieved, AFS prepared and submitted to Internal Audit and Auditor General	NA	NA	NA	NA	NA	NA	Target Achieved, AFS prepared and submitted to Internal Audit and Auditor General	NA	NA	Operational	Quarter 1 Signed AFS, Proof of submission to IA&AG. Quarter 2&3 NA Quarter 4: Signed Interim Financial Statements and Proof of submission to IA
							Opex											
BTO 10	To improve revenue management for effective	Revenue collection.	Percentage of revenue collected	57,98% of Revenue was collected	77% of revenue collected	0.77	Target not achieved, 71% of revenue collected	Delays on payment of rates by KZN DPW due	Monthly emailing of statements and follow-up	0.77	Target not achieved, 65.91 % of revenue	Delays on payment of rates by KZN DPW due to a change	Monthly emailing of statements and follow-up with department	Target not achieved, 65.91 % of	Delays on payment of rates by KZN DPW due to a change	Monthly emailing of statements and follow-up	OPEX	Quarter 1-4 Debtors collection report

	service delivery and financial viability by 30 June 2026						d	to a change on payment method communicated in this quarter.	with departments on outstanding rates.		collected	on payment method communicated in this quarter.	s on outstanding rates. Quarterly handing over of defaulting and non-cooperating debtors.	revenue collected	on payment method communicated in this quarter.	with departments on outstanding rates. The department has made a commitment to pay the annual rates before the end of Q3. Quarterly handing over of defaulting and non-cooperating debtors.		
							Opex											
BTO 13	To improve service delivery by providing basic needs by 30 June 2026	Provision of free basic electricity (Indigent support) to Indigent people	Number of indigent households provided with FBE	626 households were provided with FBE	700 households provided with FBE	700	Target Achieved, 768 households provided with FBE	Re-registering of meters programme introduced by Eskom and positive effects of FBE presentation and handing over of forms in IDP/Budget Road Shows, Community Meetings and War rooms.	NA	700	Target Achieved, 768 households provided with FBE	Re-registering of meters programme introduced by Eskom and positive effects of FBE presentation and handing over of forms in IDP/Budget Road Shows, Community Meetings and War rooms.	NA	Target Achieved, 768 households provided with FBE	Re-registering of meters programme introduced by Eskom and positive effects of FBE presentation and handing over of forms in IDP/Budget Road Shows, Community Meetings and War rooms.	NA	OPEX	Quarter 1-4 Approved FBE Report
							Opex											
BTO16	To manage financial resources effectively and	Management of financial resources to ensure sustainability	Number of months for cash/cost coverage	5.33 Months Cash Coverage Ratio	6 months	6	Target Achieved, the municipality was sitting at	Delays on finalization of one of MIG Funded	Finalization of appointment processes before the	6	Target Achieved, the municipality was sitting at	Underspending of CAPEX and OPEX due to delays on	Re-adverts with revised minimum requirements where it has been	Target Achieved, the municipality	Underspending of CAPEX and OPEX due to delays on	Re-adverts with revised minimum requirements where	OPEX	Quarter 1-4 Signed cash/cost coverage report

GENERAL KPI: THE PERCENTAGE OF A MUNICIPALITY'S CAPITAL BUDGET ACTUALLY SPENT ON CAPITAL PROJECTS IDENTIFIED FOR A PARTICULAR FINANCIAL YEAR IN TERMS OF MUNICIPALITY'S INTEGRATED DEVELOPMENT PLAN																		
BACK TO BASICS PILLAR 1: PUTTING PEOPLE FIRST																		
BACK TO BASICS PILLAR 3: GOOD GOVERNANCE																		
OFFICE OF THE MUNICIPAL MANAGER: 2025/2026 TOP-LAYER MID-YEAR REPORTING TEMPLATE																		
OMM 1	To review and develop a multi-year strategic plan that responds to the needs of the community by 30 June 2026	Review of 2025/26 IDP	Number of IDP reviews	1 IDP was developed and submitted to Council for approval on 29 May 2025	1 (Draft 2026/27 IDP & Final 2026/27 IDP) Reviewed	Development and Approval of 2026/2027 IDP/Budget Process Plan	Target Achieved, the 2026/2027 IDP Process Plan was developed and approved.	NA	NA	Conduct 1 IDP/Budget (2026/27) Roadshow	Target Achieved, 1 IDP/Budget roadshow was conducted	NA	NA	Target Achieved, the 2026/2027 IDP Process Plan was developed and approved and 1 IDP/Budget roads how was conducted	NA	NA	640000	Quarter 1: Process Plan Advert Council Resolution Quarter 2: Attendance Register, IDP Roadshows Minutes and Agenda Quarter 3: Draft IDP Council Resolution Proof of Submission and Advert Quarter 4: Final IDP Advert Council Resolution and Proof of Submission Attendance registers and Minutes of IDP Roadshows
OMM 3	Prepare quarterly performance reports and submit to Council structures by 30 June 2026	Submission of quarterly performance reports to Council oversight structures	Number of Performance reports submitted to Council oversight structures	4 performance report submitted to APAC& Council	4	R6 000.00	6250	NA	NA	314000	?	NA	NA	?	NA	NA	OPERX	Quarter 1 2024/2025 APR Proof of Submission to AG & Cogta Quarter 2 2024/2025 First Quarter Performance Report

														and oversi ght struct ures				Council Resolution Quarter 3 2024/2025 Q2 &Mid- year Performan ce Report Council Resolution 2024/25 Annual Report & Oversight Report Proof of Submission to COGTA, AG, Treasury Quarter 4 Third Quarter Performan ce Report Council Resolution
OMM 4	To inculcate a culture of good governan ce, complianc e and effective internal controls by 30 June 2026	Risk managem ent registers develope d and monitored	Number of reports on risk registers developed and monitored.	04 risk registers developed and monitored	4	0 Updated risk register Summary report on progress made on risk managem ent	0 Target achieve d, 1 Risk register was updated in July and Summary report on progress was made on risk manage ment	NA	NA	0 Updated risk register Summary report on progress made on risk manage ment	0 Target Achieve d, the risk register was updated , and the report was presente d to the risk committ ee in Novemb er	NA	NA	0 Target achie ved, 2 report s on updat ed risk regist ers have been prepa red and prese nted to the Risk mana geme nt com mittee .	NA	NA	OPEX	Quarter 1-3 Updated risk register Summary report on progress made on risk managem ent QUARTER 4- Updated risk register Summary report on progress made on risk managem ent and Consolidat ed 2026-27 Risk Register Attendan ce Register

																		and Agenda
						0	0			0	0			0				
OMM 5	To inculcate a culture of good governance, compliance and effective internal controls by 30 June 2026	Development of Internal Audit Annual Plan	Number of Internal Audit Plan developed and submitted to APAC	1 Internal Audit Plan developed	1	NA	NA	NA	NA	NA	NA	NA	NA	NA	NA	NA	OPEX	Quarter 4 Approved Internal Audit Plan and APAC minutes
OMM 6	To inculcate a culture of good governance, compliance and effective internal controls by 30 June 2026	Risk Management	Number of Anti- Fraud and Corruption awareness	04 Anti-Fraud and Corruption awareness conducted	4	1	Target achieved, 01 Anti-Fraud and corruption awareness was conducted at Himeville to employees on the 2nd of September 2025	NA	NA	1	Target achieved, awareness was conducted in December at Bulwer	NA	NA	Target achieved, 2 awareness were conducted on employees in September and on Management in December	NA	NA	NA	Quarter 1-4 Attendance register
						0	0			0	0			0				
OMM 7	To encourage participation of the local community in the affairs of the municipality by 30 June 2026	Coordinating Combined quarterly ward committee meetings	Number of combined quarterly ward committee meetings coordinated	4 combined quarterly Ward Committee meetings coordinated	4	1	Target Achieved, 1 combined quarterly ward committee meeting was coordinated on 30 September 2025	NA	NA	1	Target Achieved, 1 combined quarterly ward committee meeting was coordinated on 27 November 2025	NA	NA	Target Achieved, 2 combined quarterly ward committee meetings were coordinated on 30 September & 27	NA	NA	R550 000.00	Quarter 1-4 Agenda, Minutes of the Meeting Attendance Register

														Nove mber 2025				
						R137 500.00	85525			R137 500.00	?			?				
OMM 10	To inculcate a culture of good governance compliance and effective internal controls by 30 June 2026	Develop and monitor implementation of the AG's action plan	Number of monitoring reports on the implementation of the AG's action plan presented to APAC	2 Monitoring reports on the implementation of AG's Action plan presented to Oversight Structures	2	NA	NA	NA	NA	NA	NA	NA	NA	NA	NA	NA	OPEX	Quarter 1-2 NA Quarter 3-4 Progress Report on the implementation of 2024/2025 Audit Action Plan APAC Agenda & Attendance Register
OMM 11	To improve organisational performance for effective service delivery by 30 June 2026	Submission of Back to Basics reports	Number of Back to Basics reports submitted to COGTA	4 B2B reports Quarterly reports submitted to Cogta	4	0 1	Target Achieved, 1 Back to Basics reports submitted to COGTA	NA	NA	0 1	Target Achieved, 1 Back to Basics reports submitted to COGTA	NA	NA	Target Achieved, 2 Back to Basics reports submitted to COGTA	NA	NA	OPEX	Quarter 1-4 Progress Reports on Back to Basics Proof of Submission to COGTA
						0	0			0	0			0				
OMM 12	To inculcate a culture of good governance compliance and effective internal controls by 30 June 2026	Capital budget expenditure	Percentage of the municipality's annual capital budget actually spent on capital projects	93% of the municipality's annual capital budget actually spent on capital projects	0.9	0.1	Target Not Achieved, 9% of the municipality's annual capital budget actually spent on capital projects	The invalidity of major infrastructure bids that were adjudicated through the Supply Chain Management	The invalid bids have been re-advertised following all SCM prescripts to ensure transparency, fairness, and competitiveness. The Bid Adjudication	0.5	Target Not Achieved, 36,19% of the municipality's annual capital budget actually spent on capital projects	The invalidity of bids submitted by service providers resulted in delays within the SCM processes, which in turn postponed the appointment of suitable service providers for major capital projects, thereby contributing	To strengthen supply chain efficiency and accelerate capital project implementation, the municipality has adopted the following measures: 1. Weekly Bid Committee Meetings – All Bid Committees will convene on a weekly	Target Not Achieved, 36% of the municipality's annual capital budget actually spent on capital projects	The invalidity of bids submitted by service providers resulted in delays within the SCM processes, which in turn postponed the appointment of suitable service providers for major capital projects, thereby contributing	To strengthen supply chain efficiency and accelerate capital project implementation, the municipality has adopted the following measures: 1. Weekly Bid Committee Meetings – All Bid Committees	67902371	Quarter 1-4 Capital Budget Report

								<p>(SCM) process was the major contributing factor for no achievement. During the evaluation phase, it was identified that certain procedural and compliance irregularities rendered the affected bids invalid. As a result, the Municipality could not proceed with the award of contracts as initially planned. To ensure compliance with the legislations, the Municipality took a corrective decision to re-advertise</p>	<p>on Committee (BAC) is currently finalizing the evaluation of the resubmitted bids. Appointments of suitable and compliant bidders are expected to be finalized before 31 October 2025, after which project OMM R67 902 371 Quarter 1-4 Capital Budget implementation will commence.</p>			<p>to the lower expenditure levels</p>	<p>basis to expedite decision-making and reduce process delays. 2.Streamlined Tender Documentation</p> <p>3.The requirement for compulsory physical tender briefings has been removed to enhance accessibility and efficiency.</p> <p>3.Capacity Building for Local and Emerging Service Providers – Quarterly training sessions will be conducted to equip service providers with the necessary skills to correctly complete tender documents.</p> <p>4.Virtual Tender Briefings – All tender briefings will now be held virtually, ensuring broader participation and minimizing logistical constraints.</p>		<p>to the lower expenditure levels</p>	<p>will convene on a weekly basis to expedite decision-making and reduce process delays. 2.Streamlined Tender Documentation</p> <p>3.The requirement for compulsory physical tender briefings has been removed to enhance accessibility and efficiency.</p> <p>3.Capacity Building for Local and Emerging Service Providers – Quarterly training sessions will be conducted to equip service providers with the necessary skills to correctly complete tender documents.</p> <p>4.Virtual Tender Briefings – All tender briefings will now be held virtually, ensuring broader participation and minimizing logistical constraints.</p>		
--	--	--	--	--	--	--	--	-------------------------------------------------------------------------------------------------------------------------------------------------------------------------------------------------------------------------------------------------------------------------------------------------------------------------------------------------------------------------------------------------------------------------------	--------------------------------------------------------------------------------------------------------------------------------------------------------------------------------------------------------------------------------------------------------------------------------------------	--	--	----------------------------------------	--------------------------------------------------------------------------------------------------------------------------------------------------------------------------------------------------------------------------------------------------------------------------------------------------------------------------------------------------------------------------------------------------------------------------------------------------------------------------------------------------------------------------------------------------------------------------------------------------------------------	--	----------------------------------------	---------------------------------------------------------------------------------------------------------------------------------------------------------------------------------------------------------------------------------------------------------------------------------------------------------------------------------------------------------------------------------------------------------------------------------------------------------------------------------------------------------------------------------------------------------------------------------------------------------------------------------------------	--	--

REPORT TO COUNCIL ON MID-YEAR BUDGET AND PERFORMANCE ASSESSMENT, INCORPORATING SECTION 52 REPORT AND SECTION 71 MONTHLY REPORT FOR THE 2025/26 FINANCIAL YEAR

AUTHOR: Municipal Manager (NCV)

FILE NUMBER:

1stLevel : MANCO

2ndLevel : Exco

3rdLevel : Council

PURPOSE

To present 2025/2026 Mid-Year Budget and Performance Assessment Incorporating Section 52(d) and Section 71 Monthly Report for consideration and adoption by the Council.

LEGAL REQUIREMENTS

- Municipal Finance Management Act, No. 56 of 2003
- Municipal Systems Act, No. 32 of 2000
- The Constitution of the Republic of South Africa

BACKGROUND AND REASONS

Mid-Year Budget and Performance Assessment

In terms of Municipal Finance Management Act prescribes that the Accounting Officer of the Municipality must within 25 days at the end of the first half of the financial year submit assessment report to the mayor of the municipality; National Treasury; and the relevant provincial treasury on the budget and performance. The report should,

- a) Assess the performance of the municipality during the first half of the financial year, taking into account-
 - i. The monthly statement referrers to section 71 for the first half of the financial year.
 - ii. The municipal services delivery performance during the first half of the financial year, and the service delivery targets and performance indicators set in the service delivery and budget implementation plan
 - iii. The past years annual reports, and progress on resolving problems identified in the annual report; and
 - iv. The performance of the municipal entity under the sole or shared control of the municipality, taking into account reports in terms of section 88 from ant such entities; and; Section 52(d) states that the Accounting Officer must, within 30

days of the end of each quarter, submit a report to Council on the implementation of the budget and the financial state of the municipality;"

Section 52(d) and SCM Quarterly Report

Section 52(d) states that "the Accounting Officer must, within 30 days of the end of each quarter, submit a report to Council on the implementation of the budget and the financial state of the municipality;"

Section 5 of the municipality's SCM policy also states that "the Accounting Officer must, within ten (10) working days of the end of each quarter, submit a report on the implementation of the Supply Chain Management Policy to the Mayor"

2025/26 Adjustment Budget Recommendations:

The Accounting officer must as part of the review-

- Make recommendation as to whether an adjustment budget is necessary or not; and
- Recommend revised projections for the revenue and expenditure to the extent that this must be necessary.

Adjustment is Recommended Based on the following Reasons:

Revenue

The revenue budget requires adjustment due to material variances between projected and actual performance during the first half of the financial year, arising from:

- To authorise spending of the funds that were unspent at the end of the past financial year where the under-spending could not reasonably have been foreseen at the time to include projected roll-overs when the annual budget for current year was approved by Council.
- Disposal of Assets an adjustment needs to be made
- Higher-than-anticipated revenue from licences and permits, particularly learner licences and taxi permits, necessitating an upward revision.
- Underperformance in Sale of Goods and Rendering of Services due to capacity constraints in the Building Planning and Control Unit, which delayed plan approvals during the first half of the year.
- Lower rental income from municipal facilities resulting from reduced ad-hoc usage and delays in finalising lease agreements.
- Timing delays in agency services revenue, as remittance advice from transferring departments was not received by mid-year.

- Lower interest earned on investments due to changes in monetary policy outcomes and the timing of investment maturities.
- Corrections of misclassifications identified in M06, which require corresponding budget realignment to ensure consistency with actual accounting treatment.
- Disposal of Assets where projected disposals for the prior year did not occur as planned due to timing and procedural delays, requiring budget realignment.

Expenditure

The expenditure budget requires adjustment to address timing differences and operational factors, including:

- Savings on employee-related costs due to vacant posts and delayed appointments pending organisational review.
- Procurement-related under-expenditure caused by re-advertisements and delays in appointing service providers.
- Timing of debt impairment and write-offs, which predominantly occur towards year-end.
- Higher-than-budgeted interest expenditure relating to provisions for landfill rehabilitation and employee benefits.
- Lower uptake of demand-driven transfers and subsidies, particularly Free Basic Electricity.

ANNEXURES

- Schedule C Report Version 6.9
- SCM and Contract Management Report
- Cost Containment Report
- Bank Withdrawals Report
- Section 71 report
- Section 52 report

RECOMMENDATION

It is hereby recommended that;

- Council note and adopt Mid-Year Budget and Performance Assessment incorporating Section 71 monthly report and Section 52(d) Quarterly report for the Second Quarter of 2025/26 financial year and all supporting documentation.



**MID-YEAR BUDGET AND
PERFORMANCE ASSESSMENT
REPORT FOR
DR NKOSAZANA DLAMINI ZUMA
LOCAL MUNICIPALITY
2025/26 FINANCIAL YEAR**

Table of Content	Page No.
1. PART 1 – IN YEAR REPORT	
1.1 Purpose of the Report.....	3
1.2 Mayors Report.....	3 - 4
2. Resolution.....	5
3. Executive Summary.....	5 - 6
4. In Year Budget Statement Tables.....	6 -16
2. PART 2 – SUPPORTING DOCUMENTS	
2.1 Debtors Age Analysis.....	17 - 18
2.2 Creditors Age Analysis.....	18
2.3 Investment Portfolio Analysis.....	19
2.4 Allocation for Grant Receipts and Expenditure.....	20 - 21
2.5 Councilor and Staff Benefits.....	22 - 23
2.6 Material Variances to Budget SDBIP.....	23 - 25
2.6.1 Table SC1 Material Variances Explanations.....	25 - 28
2.7 Municipality Financial Performance.....	29-30
2.9 Capital Programme Performance.....	30
2.10 Other Supporting Documents.....	31– 34
2.11 Municipal Manager’s Quality Certificate	

1. PART 1 – IN YEAR REPORT

1.1 Purpose

To inform Council of progress made in the implementation of the budget and the performance outcomes in respect of the past first six months of the 2025/26 financial year, and to recommend whether an adjustments budget is necessary or not.

1.2. Mayors Report

Dr Nkosazana Dlamini Zuma Local Municipality is pleased to officially present the Section 72 Mid-Year Budget and performance assessment for 2025/26 financial year where we report on how the municipality has performed in the past six months, We also report on how the municipality anticipate to fulfill its Constitutional mandate and ensure that Service delivery priorities, as identified in the Integrated Development Plan (IDP) are funded and implemented, in terms of Section 71 read with Section 72 of the MFMA which states that the Accounting Officer of a municipality must by the 25 January of each year-

- a) Assess the performance of the municipality during the first half of the financial year, taking into account-
 - i. The monthly budget statements referred to in section 71 for the first half of the financial year;
 - ii. The municipality's service delivery performance during the first half of the financial year, and the service delivery targets and performance indicators set in the service delivery and budget implementation plan,
 - iii. The past year's annual report, and progress on resolving problems identified in the annual report;

It is by this Act that the Accounting Officer submitted this report and presented to Council. There have been no major changes on anticipated revenue both from our own revenue and from grants even though, there would be a need for adjustment budget as there were delays appointments for major capital projects due to couple of re-advertisements where suitable service providers

were not found. There are couple of appointments for major projects done towards the end of quarter two. The effects of these appointments would materialise in quarter three and quarter four. Honourable Speaker, we cannot overlook the enduring negative impacts of the Covid-19 pandemic on the South African economy. Over the past years, the business sector has been at risk of losing their properties due to struggles in meeting their financial obligations. Simultaneously, government has been under immense pressure to allocate dipping financial resources to mitigate these extraordinary circumstances brought about by the pandemic. As Dr Nkosazana Dlamini-Zuma Municipality, we are committed to doing more with the resources at our disposal, even as we continue to recover from the disruptions brought about by the pandemic.

Our strategy now is to focus on driving efficiencies and doing more with less. Our core purpose remains service delivery and therefore the majority of our capital budget is invested in the maintenance, upgrading and expanding of our infrastructure to ensure quality service delivery to all our residents. The municipality need to work hard to find ways to generate revenue or enhance exist streams.

We would not forget our main objective as the municipality which is to ensure that the communities of Dr Nkosazana Dlamini Zuma Municipality get access to basic services and thus we are confident that with the support from all stakeholders the Adjustment Budget would be complied in a manner that would ensure that this happens. Dr Nkosazana Dlamini Zuma Municipality therefore pledges its commitment to effective and efficient Service Delivery as outlined in the 2025/26 IDP and Budget.

Considering the above explanation, I hereby recommend that the council may approve the 2025/26 Mid-Year Budget and Performance Assessment.

I thank you.

Honourable Mayor
Councillor S.P Msomi

2. Resolutions

It is recommended that the Council and its Committees notes:

- The Mid-Year Budget & Performance Assessment in terms of s72 of the MFMA
- The Recommendation for the Preparation of the Adjustments Budget for Tabling to Council on or before the 28th of February 2026 based on the reasons stated in this report.
- The Revision of the projections for Revenue & Expenditure in the SDBIP

3. Executive Summary

- **Purpose**

To present Section 72 reports in terms of MFMA and to inform Council on the progress made thus far in terms of implementing the 2025/2026 budget for the period ending 31 December 2025.

- **Legislative Requirements**

In terms of Section 72 of the MFMA, the Accounting Officer of the Municipality is required to submit a report in the prescribed format to the Mayor by the 25 January of each year, reviewing the financial performance of the municipality for the past first six months of the year. This mid-year report is a critical stage in the in-year reporting cycle. As part of the review, in terms of Section 72(3), the accounting officer needs to make recommendations as to whether an Adjustment Budget is necessary and recommend revised projections for revenue and expenditure to the extent that this may be necessary. Furthermore, Section 54(e)&(f) of the MFMA requires the Mayor to identify and report any financial problems facing the municipality, including any emerging or impending financial problems and to consider and submit a report to Council by 31 January.

- **Midyear Budget & Performance Assessment**

The municipality's Performance of the approved budget is best summarised in table C1 under the heading "In Year Budget statement Tables". While the operational budget expenditure not been good due to the delays in finalising SCM processes as the municipality in some cases could not find the suitable service providers which led to the re-advertisement of some capital projects.

Accelerated implementation of the Capital projects would have to be sought in order to increase the provision of basic services to the communities. It should however be noted that the municipality is doing well on grant funded Capital and Operational Budget as is seating at 61% at the end of Second Quarter. Piling outstanding consumer debts is continuing to be a challenge to the municipality and pose a treat to the municipality's liquidity position. The municipality is implementing the Revised Revenue Enhancement Strategy to deal with this challenge.

Group/Municipal entities information

It is noteworthy that the municipality is not affiliated with any group structure and does not have any registered municipal entities operating under its authority. Furthermore, the municipality does not exercise significant influence or control over any other entities. Consequently, the report presented herein exclusively reflects the municipality's financial performance, financial position, and cash flows, without the inclusion of any other entity's financial information.

4. In -Year Budget Statement Tables

Budget Statement Tables Version 6.9 of the C Schedule is attached; the tables provide overall performance of the municipality in the past six months ended 31 December 2025.

PERFORMANCE HIGHLIGHTS

SUMMARY OF FINANCIAL PERFORMAMCE	
Actual Revenue to Budgeted Revenue	43%
Debtors Collection Ratio	65.91%
Actual Opex to Budgeted Opex	45%
Actual Capex to Budgeted Capex	36%
Employee related cost	45%
Councillors Remuneration	47%
Conditional Grants Expenditure	61.23%
Cash Coverage Ratio	6.56
Creditors Paid	100% creditors paid

It should be noted that the main drivers of the 43% are Grants received, property rates and interests earned, and the main reason to have less than 50% is due to misallocation of Equitable Share which will be accounted for in M07 of the financial year. The debt collection ratio of 65.91% represent an improvement attributed to the implementation of the credit control and debt collection policy and revenue enhancement efforts. The percentage for Actual Opex to Budgeted Opex and employee related cost excludes non-cash items such as debt impairments and actuarial valuations which finalized at the end of the year.

Monthly Budget Statements Summary

Table C1 below provides a summary of the overall performance in the Municipality and is unpacked in the sections that follow.

KZN436 Dr Nkosazana Dlamini Zuma - Table C1 Monthly Budget Statement Summary - M06 December

Description R thousands	2024/25	Budget Year 2025/26						
	Audited Outcome	Original Budget	Adjusted Budget	Monthly Actual	YearTD Actual	YearTD Budget	YTD Variance	YTD Variance % Full Year Forecast
Financial Performance								
Property rates	44 315	46 096	46 096	3 913	23 372	23 048	324	1%
Service charges	4 528	4 861	4 861	407	2 450	2 431	19	1%
Investment revenue	13 672	16 732	16 732	1 319	5 290	8 366	(3 076)	-37%
Transfers and subsidies - Operational	179 345	179 187	179 187	990	76 927	89 593	(12 667)	-14%
Other own revenue	21 558	15 641	15 641	1 097	5 901	7 821	(1 920)	-25%
Total Revenue (excluding capital transfers and contributions)	263 417	262 517	262 517	7 725	113 940	131 258	(17 319)	-13%
Employee costs	88 621	104 388	104 388	11 503	47 473	52 194	(4 721)	-9%
Remuneration of Councillors	12 750	14 499	14 499	1 077	6 831	7 249	(418)	-6%
Depreciation and amortisation	52 810	54 038	54 038	4 478	27 105	27 019	86	0%
Interest	2 799	1 240	1 240	173	1 099	620	479	77%
Inventory consumed and bulk purchases	4 838	6 627	6 627	498	1 952	3 314	(1 361)	-41%
Transfers and subsidies	2 357	2 075	2 075	75	486	1 037	(551)	-53%
Other expenditure	105 655	114 818	114 818	10 070	50 211	57 404	(7 193)	-13%
Total Expenditure	269 831	297 684	297 684	27 874	135 157	148 837	(13 680)	-9%
Surplus/(Deficit)	(6 414)	(35 168)	(35 168)	(20 149)	(21 218)	(17 579)	(3 639)	21%
Transfers and subsidies - capital (monetary allocations)	32 185	38 868	38 868	2 647	15 957	19 434	(3 477)	-18%
Transfers and subsidies - capital (in-kind)	-	-	-	-	-	-	-	-
Surplus/(Deficit) after capital transfers & contributions	25 771	3 700	3 700	(17 502)	(5 261)	1 855	(7 116)	-384%
Share of surplus/ (deficit) of associate	-	-	-	-	-	-	-	-
Surplus/ (Deficit) for the year	25 771	3 700	3 700	(17 502)	(5 261)	1 855	(7 116)	-384%
Capital expenditure & funds sources								
Capital expenditure	74 096	62 833	62 833	4 849	22 738	31 416	(8 678)	-28%
Capital transfers recognised	54	33 798	33 798	2 301	14 533	16 899	(2 366)	-14%
Borrowing	-	-	-	-	-	-	-	-
Internally generated funds	18 635	29 034	29 034	2 548	8 205	14 517	(6 312)	-43%
Total sources of capital funds	18 689	62 833	62 833	4 849	22 738	31 416	(8 678)	-28%
Financial position								
Total current assets	200 864	160 934	160 934		258 840			160 934
Total non current assets	536 560	615 740	615 740		587 065			615 740
Total current liabilities	42 761	50 619	50 619		101 114			50 619
Total non current liabilities	26 285	23 347	23 347		26 803			23 347
Community wealth/Equity	723 249	702 708	702 708		723 249			702 708
Cash flows								
Net cash from (used) operating	576 176	56 420	56 420	(8 873)	231 212	28 210	(203 002)	-720%
Net cash from (used) investing	(78 070)	(72 258)	(72 258)	(9 928)	(27 785)	36 129	63 914	177%
Net cash from (used) financing	-	-	-	-	-	-	-	-
Cash/cash equivalents at the month/year end	784 407	70 039	70 039	-	561 690	150 216	(411 474)	-274%

Financial Performance

Table C2 provides the statement of financial performance by standard classification

KZN436 Dr Nkosazana Dlamini Zuma - Table C2 Monthly Budget Statement - Financial Performance (functional classification) - M06 December

Description	Ref	2024/25	Budget Year 2025/26							
		Audited Outcome	Original Budget	Adjusted Budget	Monthly Actual	YearTD Actual	YearTD Budget	YTD Variance	YTD Variance	Full Year Forecast
Revenue - Functional									%	
Governance and administration		245 418	248 445	248 445	6 264	105 954	124 222	(18 268)	-15%	248 445
Executive and council		-	-	-	-	-	-	-	-	-
Finance and administration		245 418	248 445	248 445	6 264	105 954	124 222	(18 268)	-15%	248 445
Internal audit		-	-	-	-	-	-	-	-	-
Community and public safety		6 512	6 753	6 753	920	3 886	3 377	509	15%	6 753
Community and social services		4 868	4 942	4 942	803	3 061	2 471	589	24%	4 942
Sport and recreation		-	-	-	-	-	-	-	-	-
Public safety		1 644	1 811	1 811	117	825	905	(81)	-9%	1 811
Housing		-	-	-	-	-	-	-	-	-
Health		-	-	-	-	-	-	-	-	-
Economic and environmental services		33 491	41 325	41 325	2 781	17 607	20 663	(3 055)	-15%	41 325
Planning and development		307	322	322	16	155	161	(6)	-4%	322
Road transport		33 184	41 003	41 003	2 765	17 452	20 502	(3 050)	-15%	41 003
Environmental protection		-	-	-	-	-	-	-	-	-
Trading services		10 181	4 861	4 861	407	2 450	2 431	19	1%	4 861
Energy sources		4 786	-	-	-	-	-	-	-	-
Water management		-	-	-	-	-	-	-	-	-
Waste water management		-	-	-	-	-	-	-	-	-
Waste management		5 395	4 861	4 861	407	2 450	2 431	19	1%	4 861
Other	4	-	-	-	-	-	-	-	-	-
Total Revenue - Functional	2	295 602	301 385	301 385	10 372	129 897	150 692	(20 796)	-14%	301 385
Expenditure - Functional										
Governance and administration		160 102	180 396	180 396	16 394	81 364	90 193	(8 829)	-10%	180 396
Executive and council		28 962	31 746	31 746	2 633	14 043	15 873	(1 830)	-12%	31 746
Finance and administration		128 413	144 732	144 786	13 439	65 758	72 388	(6 630)	-9%	144 786
Internal audit		2 727	3 919	3 865	322	1 562	1 932	(370)	-19%	3 865
Community and public safety		38 498	43 298	43 298	4 612	19 188	21 649	(2 461)	-11%	43 298
Community and social services		19 959	22 053	22 080	2 836	11 242	11 040	202	2%	22 080
Sport and recreation		173	-	-	26	98	-	98	-	-
Public safety		15 578	20 237	20 209	1 697	7 373	10 105	(2 731)	-27%	20 209
Housing		2 788	1 009	1 009	52	475	504	(29)	-6%	1 009
Health		-	-	-	-	-	-	-	-	-
Economic and environmental services		51 040	57 993	57 993	5 393	28 795	28 996	(201)	-1%	57 993
Planning and development		10 156	24 432	24 432	979	7 744	12 216	(4 472)	-37%	24 432
Road transport		40 884	33 560	33 560	4 413	21 051	16 780	4 271	25%	33 560
Environmental protection		-	-	-	-	-	-	-	-	-
Trading services		18 414	10 902	10 902	1 313	5 131	5 451	(320)	-6%	10 902
Energy sources		8 334	-	-	-	-	-	-	-	-
Water management		-	-	-	-	-	-	-	-	-
Waste water management		-	-	-	-	-	-	-	-	-
Waste management		10 079	10 902	10 902	1 313	5 131	5 451	(320)	-6%	10 902
Other		1 777	5 095	5 095	163	680	2 548	(1 868)	-73%	5 095
Total Expenditure - Functional	3	269 831	297 684	297 684	27 874	135 157	148 837	(13 680)	-9%	297 684
Surplus/ (Deficit) for the year		25 771	3 700	3 700	(17 502)	(5 261)	1 855	(7 116)	-384%	3 700

The table is assessing the mid-year revenue by department followed by an expenditure analysis. The actual year-to-date revenue as at end December 2023 was R 129,8 million against a year-to-date budget of R 150,6 million.

Table C3 presents the same information as the table above, the difference being that it's by Municipal vote.

KZN436 Dr Nkosazana Dlamini Zuma - Table C3 Monthly Budget Statement - Financial Performance (revenue and expenditure by municipal vote) - M06

Vote Description	Ref	2024/25	Budget Year 2025/26							
		Audited Outcome	Original Budget	Adjusted Budget	Monthly Actual	YearTD Actual	YearTD Budget	YTD Variance	YTD Variance %	Full Year Forecast
R thousands										
Revenue by Vote	1									
Vote 1 - EXECUTIVE AND COUNCIL		-	-	-	-	-	-	-		-
Vote 2 - BUDGET AND TREASURY		245 749	248 386	248 386	6 356	106 439	124 193	(17 754)	-14,3%	248 386
Vote 3 - CORPORATE SERVICES		126	59	59	-	-	29	(29)	-100,0%	59
Vote 4 - COMMUNITY SERVICES		10 618	11 614	11 614	1 236	5 886	5 807	78	1,3%	11 614
Vote 5 - PUBLIC WORKS AND BASIC SERVICES		38 803	41 003	41 003	2 765	17 452	20 502	(3 050)	-14,9%	41 003
Vote 6 - PLANNING AND DEVELOPMNT		306	322	322	16	120	161	(41)	-25,6%	322
Vote 7 - [NAME OF VOTE 7]		-	-	-	-	-	-	-		-
Vote 8 - [NAME OF VOTE 8]		-	-	-	-	-	-	-		-
Vote 9 - [NAME OF VOTE 9]		-	-	-	-	-	-	-		-
Vote 10 - [NAME OF VOTE 10]		-	-	-	-	-	-	-		-
Vote 11 - [NAME OF VOTE 11]		-	-	-	-	-	-	-		-
Vote 12 - [NAME OF VOTE 12]		-	-	-	-	-	-	-		-
Vote 13 - [NAME OF VOTE 13]		-	-	-	-	-	-	-		-
Vote 14 - [NAME OF VOTE 14]		-	-	-	-	-	-	-		-
Vote 15 - [NAME OF VOTE 15]		-	-	-	-	-	-	-		-
Total Revenue by Vote	2	295 602	301 385	301 385	10 372	129 897	150 692	(20 796)	-13,8%	301 385
Expenditure by Vote	1									
Vote 1 - EXECUTIVE AND COUNCIL		31 690	35 665	35 611	2 955	15 606	17 805	(2 200)	-12,4%	35 611
Vote 2 - BUDGET AND TREASURY		87 966	94 656	94 710	8 729	44 464	47 350	(2 886)	-6,1%	94 710
Vote 3 - CORPORATE SERVICES		40 446	49 575	49 575	4 710	21 294	24 788	(3 493)	-14,1%	49 575
Vote 4 - COMMUNITY SERVICES		35 710	42 290	42 290	4 560	18 713	21 145	(2 432)	-11,5%	42 290
Vote 5 - PUBLIC WORKS AND BASIC SERVICES		63 661	56 463	56 463	6 122	31 549	28 232	3 318	11,8%	56 463
Vote 6 - PLANNING AND DEVELOPMNT		10 358	19 035	19 035	798	3 531	9 518	(5 986)	-62,9%	19 035
Vote 7 - [NAME OF VOTE 7]		-	-	-	-	-	-	-		-
Vote 8 - [NAME OF VOTE 8]		-	-	-	-	-	-	-		-
Vote 9 - [NAME OF VOTE 9]		-	-	-	-	-	-	-		-
Vote 10 - [NAME OF VOTE 10]		-	-	-	-	-	-	-		-
Vote 11 - [NAME OF VOTE 11]		-	-	-	-	-	-	-		-
Vote 12 - [NAME OF VOTE 12]		-	-	-	-	-	-	-		-
Vote 13 - [NAME OF VOTE 13]		-	-	-	-	-	-	-		-
Vote 14 - [NAME OF VOTE 14]		-	-	-	-	-	-	-		-
Vote 15 - [NAME OF VOTE 15]		-	-	-	-	-	-	-		-
Total Expenditure by Vote	2	269 831	297 684	297 684	27 874	135 157	148 837	(13 680)	-9,2%	297 684
Surplus/ (Deficit) for the year	2	25 771	3 700	3 700	(17 502)	(5 261)	1 855	(7 116)	-383,6%	3 700

Summary of financial performance report for the period ending 31 December 2025.

The SFP Table C4, is prepared on a similar basis to the prescribed budget format, detailing revenue by source, type and expenditure. The summary report indicates the following:

KZN436 Dr Nkosazana Dlamini Zuma - Table C4 Monthly Budget Statement - Financial Performance (revenue and expenditure) - M06 December

Description	Ref	2024/25	Budget Year 2025/26							
		Audited Outcome	Original Budget	Adjusted Budget	Monthly Actual	YearTD Actual	YearTD Budget	YTD Variance	YTD Variance	Full Year Forecast
R thousands										
Revenue									%	
Exchange Revenue										
Service charges - Electricity		-	-	-	-	-	-	-		-
Service charges - Water		-	-	-	-	-	-	-		-
Service charges - Waste Water Management		-	-	-	-	-	-	-		-
Service charges - Waste management		4 528	4 861	4 861	407	2 450	2 431	19	1%	4 861
Sale of Goods and Rendering of Services		5 294	647	647	18	229	323	(94)	-29%	647
Agency services		605	751	751	-	195	375	(180)	-48%	751
Interest		-	-	-	-	-	-	-		-
Interest earned from Receivables		-	-	-	-	-	-	-		-
Interest earned from Current and Non Current Assets		13 672	16 732	16 732	1 319	5 290	8 366	(3 076)	-37%	16 732
Dividends		-	-	-	-	-	-	-		-
Rent on Land		-	-	-	-	-	-	-		-
Rental from Fixed Assets		1 885	2 153	2 153	111	700	1 076	(376)	-35%	2 153
Licence and permits		691	445	445	33	247	223	24	11%	445
Special rating levies		-	-	-	-	-	-	-		-
Operational Revenue		185	825	825	2	60	413	(353)	-86%	825
Non-Exchange Revenue										
Property rates		44 315	46 096	46 096	3 913	23 372	23 048	324	1%	46 096
Surcharges and Taxes		-	-	-	-	-	-	-		-
Fines, penalties and forfeits		911	2 602	2 602	97	1 296	1 301	(5)	0%	2 602
Licence and permits		-	20	20	-	-	10	(10)	-100%	20
Transfer and subsidies - Operational		179 345	179 187	179 187	990	76 927	89 593	(12 667)	-14%	179 187
Interest		9 066	8 198	8 198	836	3 173	4 099	(926)	-23%	8 198
Fuel Levy		-	-	-	-	-	-	-		-
Operational Revenue		-	-	-	-	-	-	-		-
Gains on disposal of Assets		543	-	-	-	-	-	-		-
Other Gains		2 378	-	-	-	-	-	-		-
Discontinued Operations		-	-	-	-	-	-	-		-
Total Revenue (excluding capital transfers and contributions)		263 417	262 517	262 517	7 725	113 940	131 258	-		262 517
Expenditure By Type										
Employee related costs		88 621	104 388	104 388	11 503	47 473	52 194	(4 721)	-9%	104 388
Remuneration of councillors		12 750	14 499	14 499	1 077	6 831	7 249	(418)	-6%	14 499
Bulk purchases - electricity		-	-	-	-	-	-	-		-
Inventory consumed		4 838	6 627	6 627	498	1 952	3 314	(1 361)	-41%	6 627
Debt impairment		(150)	4 746	4 746	-	(1 136)	2 373	(3 509)	-148%	4 746
Depreciation and amortisation		52 810	54 038	54 038	4 478	27 105	27 019	86	0%	54 038
Interest		2 799	1 240	1 240	173	1 099	620	479	77%	1 240
Contracted services		55 200	59 858	59 895	5 099	28 993	29 948	(955)	-3%	59 895
Transfers and subsidies		2 357	2 075	2 075	75	486	1 037	(551)	-53%	2 075
Irrecoverable debts written off		2 566	3 900	3 900	-	533	1 950	(1 417)	-73%	3 900
Operational costs		48 039	46 314	46 277	4 971	21 821	23 133	(1 312)	-6%	46 277
Losses on Disposal of Assets		-	-	-	-	-	-	-		-
Other Losses		-	-	-	-	-	-	-		-
Total Expenditure		269 831	297 684	297 684	27 874	135 157	148 837	(13 680)	-9%	297 684
Surplus/(Deficit)		(6 414)	(35 168)	(35 168)	(20 149)	(21 218)	(17 579)	13 680	(0)	(35 168)
Transfers and subsidies - capital (monetary allocations)		32 185	38 868	38 868	2 647	15 957	19 434	(3 477)	(0)	38 868
Transfers and subsidies - capital (in-kind)		-	-	-	-	-	-	-		-
Surplus/(Deficit) after capital transfers & contributions		25 771	3 700	3 700	(17 502)	(5 261)	1 855			3 700
Income Tax		-	-	-	-	-	-	-		-
Surplus/(Deficit) after income tax		25 771	3 700	3 700	(17 502)	(5 261)	1 855			3 700
Share of Surplus/Deficit attributable to Joint Venture		-	-	-	-	-	-			-
Share of Surplus/Deficit attributable to Minorities		-	-	-	-	-	-			-
Surplus/(Deficit) attributable to municipality		25 771	3 700	3 700	(17 502)	(5 261)	1 855			3 700
Share of Surplus/Deficit attributable to Associate		-	-	-	-	-	-			-
Intercompany/Parent subsidiary transactions		-	-	-	-	-	-			-
Surplus/ (Deficit) for the year		25 771	3 700	3 700	(17 502)	(5 261)	1 855			3 700

The total revenue raised and processed in the finance system including operational grants as at 31 December 2025 was R 113,9 million against a total budget of R 262,5 million for the year and the YTD budget is R 131,3million as at 31 December 2025. This reflects a revenue rate of 43,4% against the total budget for the year.

The operating expenditure as of 31 December 2025 totals to R 135,1 million against a total annual budget of R 297,7 million and that is reflecting an expenditure rate of 45.4%. This suggests that operating Expenditure is down by 6% when comparing with 50% that was projected to be spent as at the end of the first half of the year. This represents savings from operational projects. Performance of the approved budget is best summarised in table C1.

Operating Revenue Analysis

The key revenue drivers at the preparation of the budget were operational grants, property rates and service charges and Interest on investments:

- Operational grants contributed 29.3% of the total operation revenue budget
- Property rates contributed 9% of the total operational revenue budget
- Interest earned from investments contributed 2% of the total operational revenue budget
- Service charges contributed 1% of the total operational revenue budget.
- Other revenue Items contributed 3% of the total operating revenue budget.

Equitable Share

The municipality has received R170,1 which is 75% of the R127.5 million allocated for the 2025/26 financial year for the municipality. The third allocation of the Equitable share totalling to R42,5 million is scheduled to be received by 31 March 2025.

Property rates

The municipality has billed R23,4 million in property rates for the period ended 31 December 2025, which is 51% of the R46,1 million annual budget.

Interest from Investments

The Municipality had R 173,9 million investments as at 31 December 2025. The municipality has generated a total interest revenue of R5,2 million, which translate to 63.2% against YTD budget

of R 8.3 million. The municipality received first and second tranche of grants and that led to more money being invested and led to more interest received than anticipated.

Operating Expenditure analysis

The YTD Actual Operating Expenditure for the 2025/26 financial year is R135,1 million against YTD budget of R148,8 million which translates to an 90.8% expenditure rate and infers improvements in the controls environment to finalise procurements, with an eye on saving.

Item Description	Original Budget 2025/2026	Month Budget	Month Actual Received/ Paid 31 December 2025	YTD actual Received/ paid 31 December 2025	YTD Budget	% Spend/ Received 31 December 2025	% Spend /Received YTD to date
TOTAL EXPENDITURE	297 684 367	24 807 031	27 873 925	135 157 416	148 842 184	112%	45%

The operating expenditure has shown a 45% spending against the annual budget and an underperformance 5% of YTD tracking trend. The material variance that has been reported against expenditure types such as Inventory consumed, Irrecoverable debt written off and Debt impairment

Capital Expenditure

Appendix C for December 2025 Capital Project for 2025/2026					
Item Description	Original Budget 2025/2026	Amended Budget 2025/2026	Actual spent 31 December 2025	YTD Spent 31 December 2025	% Spent YTD
TOTAL INTERNAL FUNDED	29 034 372	29 034 372	2 547 642	8 205 233	28%
TOTAL MIG GRANT	33 798 261	33 798 261	2 301 347	14 533 074	43%
TOTAL CAPITAL EXPENDITURE	62 832 633	62 832 633	4 848 989	22 738 307	36%

Table above presents similar information as table C5

The total capital budget for the 2025/2026 financial year is R 62,8 million and the MIG allocation is R 33 ,8 million excluding VAT. The cumulative MIG capital expenditure for the period amounts to R 14 ,5 million or 43% to the total budget. The municipality anticipated to spend 50% of the total capital budget as at the second quarter but the performance measures at 43% with majority of the projects to be implemented in Q3 and Q4.

On the internal funding, the municipality has spent only 28% of its overall internal budget. The overall percentage of capital expenditure is 36% as at the end of December 2025.

Table C5 below reports on the capital expenditure by departments (municipal vote) and by standard classification. The bottom part of the schedule looks at the funding sources of the capital projects. The overall expenditure on capital expenditure is sitting at R 22, 7million against a total budget of R62, 8million as at the end of 31 December 2025 and that is 36% of the total capital budget.

NDZ Municipality Mid-Year Budget and Performance Assessment

2025/26

KZN436 Dr Nkosazana Dlamini Zuma - Table C5 Monthly Budget Statement - Capital Expenditure (municipal vote, functional classification and funding) - M06 December

Vote Description	Ref	2024/25	Budget Year 2025/26							
		Audited Outcome	Original Budget	Adjusted Budget	Monthly Actual	YearTD Actual	YearTD Budget	YTD Variance	YTD Variance %	Full Year Forecast
R thousands	1									
Multi-Year expenditure appropriation	2									
Vote 1 - EXECUTIVE AND COUNCIL		-	-	-	-	-	-	-	-	-
Vote 2 - BUDGET AND TREASURY		-	100	100	-	-	50	(50)	-100%	100
Vote 3 - CORPORATE SERVICES		-	120	120	-	-	60	(60)	-100%	120
Vote 4 - COMMUNITY SERVICES		2 406	3 360	3 360	44	44	1 680	(1 636)	-97%	3 360
Vote 5 - PUBLIC WORKS AND BASIC SERVICES		166	41 151	41 151	3 323	16 781	20 576	(3 794)	-18%	41 151
Vote 6 - PLANNING AND DEVELOPMNT		-	-	-	-	-	-	-	-	-
Vote 7 - [NAME OF VOTE 7]		-	-	-	-	-	-	-	-	-
Vote 8 - [NAME OF VOTE 8]		-	-	-	-	-	-	-	-	-
Vote 9 - [NAME OF VOTE 9]		-	-	-	-	-	-	-	-	-
Vote 10 - [NAME OF VOTE 10]		-	-	-	-	-	-	-	-	-
Vote 11 - [NAME OF VOTE 11]		-	-	-	-	-	-	-	-	-
Vote 12 - [NAME OF VOTE 12]		-	-	-	-	-	-	-	-	-
Vote 13 - [NAME OF VOTE 13]		-	-	-	-	-	-	-	-	-
Vote 14 - [NAME OF VOTE 14]		-	-	-	-	-	-	-	-	-
Vote 15 - [NAME OF VOTE 15]		-	-	-	-	-	-	-	-	-
Total Capital Multi-year expenditure	4,7	2 571	44 731	44 731	3 367	16 825	22 365	(5 541)	-25%	44 731
Single Year expenditure appropriation	2									
Vote 1 - EXECUTIVE AND COUNCIL		114	231	231	40	149	116	34	29%	231
Vote 2 - BUDGET AND TREASURY		57 411	1 721	1 721	-	671	861	(190)	-22%	1 721
Vote 3 - CORPORATE SERVICES		2 261	2 562	2 562	-	669	1 281	(612)	-48%	2 562
Vote 4 - COMMUNITY SERVICES		6 205	6 798	6 798	-	309	3 399	(3 090)	-91%	6 798
Vote 5 - PUBLIC WORKS AND BASIC SERVICES		4 900	6 384	6 384	1 442	3 970	3 192	778	24%	6 384
Vote 6 - PLANNING AND DEVELOPMNT		634	405	405	-	146	202	(57)	-28%	405
Vote 7 - [NAME OF VOTE 7]		-	-	-	-	-	-	-	-	-
Vote 8 - [NAME OF VOTE 8]		-	-	-	-	-	-	-	-	-
Vote 9 - [NAME OF VOTE 9]		-	-	-	-	-	-	-	-	-
Vote 10 - [NAME OF VOTE 10]		-	-	-	-	-	-	-	-	-
Vote 11 - [NAME OF VOTE 11]		-	-	-	-	-	-	-	-	-
Vote 12 - [NAME OF VOTE 12]		-	-	-	-	-	-	-	-	-
Vote 13 - [NAME OF VOTE 13]		-	-	-	-	-	-	-	-	-
Vote 14 - [NAME OF VOTE 14]		-	-	-	-	-	-	-	-	-
Vote 15 - [NAME OF VOTE 15]		-	-	-	-	-	-	-	-	-
Total Capital single-year expenditure	4	71 525	18 102	18 102	1 482	5 913	9 051	(3 137)	-35%	18 102
Total Capital Expenditure	3	74 096	62 833	62 833	4 849	22 738	31 416	(8 678)	-28%	62 833
Capital Expenditure - Functional Classification										
Governance and administration		60 586	4 734	4 734	40	1 489	2 367	(878)	-37%	4 734
Executive and council		114	231	231	40	149	116	34	29%	231
Finance and administration		60 471	4 503	4 503	-	1 340	2 252	(912)	-40%	4 503
Internal audit		-	-	-	-	-	-	-	-	-
Community and public safety		8 623	10 495	10 495	44	568	5 247	(4 679)	-89%	10 495
Community and social services		5 876	4 717	4 717	44	293	2 358	(2 065)	-88%	4 717
Sport and recreation		-	-	-	-	-	-	-	-	-
Public safety		2 747	5 778	5 778	-	275	2 889	(2 614)	-90%	5 778
Housing		-	-	-	-	-	-	-	-	-
Health		-	-	-	-	-	-	-	-	-
Economic and environmental services		4 792	42 403	42 403	3 840	18 609	21 202	(2 592)	-12%	42 403
Planning and development		1 167	34 363	34 504	2 281	16 124	17 252	(1 128)	-7%	34 504
Road transport		3 625	8 040	7 899	1 559	2 485	3 950	(1 464)	-37%	7 899
Environmental protection		-	-	-	-	-	-	-	-	-
Trading services		96	900	900	-	-	450	(450)	-100%	900
Energy sources		-	-	-	-	-	-	-	-	-
Water management		-	-	-	-	-	-	-	-	-
Waste water management		-	800	800	-	-	400	(400)	-100%	800
Waste management		96	100	100	-	-	50	(50)	-100%	100
Other		-	4 300	4 300	926	2 071	2 150	(79)	-4%	4 300
Total Capital Expenditure - Functional Classification	3	74 096	62 833	62 833	4 849	22 738	31 416	(8 678)	-28%	62 833
Funded by:										
National Government		54	33 798	33 798	2 301	14 533	16 899	(2 366)	-14%	33 798
Provincial Government		-	-	-	-	-	-	-	-	-
District Municipality		-	-	-	-	-	-	-	-	-
Transfers and subsidies - capital (monetary allocations) (Nat / Prov Departm Agencies, Households, Non-profit Institutions, Private Enterprises, Public Corporatons, Higher Educ Institutions)		-	-	-	-	-	-	-	-	-
Transfers recognised - capital		54	33 798	33 798	2 301	14 533	16 899	(2 366)	-14%	33 798
Borrowing	6	-	-	-	-	-	-	-	-	-
Internally generated funds		18 635	29 034	29 034	2 548	8 205	14 517	(6 312)	-43%	29 034
Total Capital Funding	7	18 689	62 833	62 833	4 849	22 738	31 416	(8 678)	-28%	62 833

- **Statement of Financial Position**

The table C6 below displays the statement financial position of the municipality as at 31 December 2025.

KZN436 Dr Nkosazana Dlamini Zuma - Table C6 Monthly Budget Statement - Financial Position - M06 December

Description	Ref	2024/25	Budget Year 2025/26			
		Audited Outcome	Original Budget	Adjusted Budget	YearTD Actual	Full Year Forecast
R thousands						
ASSETS	1					
Current assets						
Cash and cash equivalents		133 333	70 039	70 039	180 921	70 039
Trade and other receivables from exchange transactions		5 311	6 146	6 146	5 678	6 146
Receivables from non-exchange transactions		57 887	78 941	78 941	67 906	78 941
Current portion of non-current receivables		–	–	–	–	–
Inventory		–	586	586	–	586
VAT		3 580	4 489	4 489	3 581	4 489
Other current assets		753	732	732	753	732
Total current assets		200 864	160 934	160 934	258 840	160 934
Non current assets						
Investments		–	–	–	–	–
Investment property		30 780	30 302	30 302	30 780	30 302
Property, plant and equipment		505 034	584 478	584 478	555 620	584 478
Biological assets		–	–	–	–	–
Living and non-living resources		–	–	–	–	–
Heritage assets		–	–	–	–	–
Intangible assets		746	961	961	664	961
Trade and other receivables from exchange transactions		–	–	–	–	–
Non-current receivables from non-exchange transactions		–	–	–	–	–
Other non-current assets		–	–	–	–	–
Total non current assets		536 560	615 740	615 740	587 065	615 740
TOTAL ASSETS		737 423	776 674	776 674	845 905	776 674
LIABILITIES						
Current liabilities						
Bank overdraft		–	–	–	–	–
Financial liabilities		120	264	264	(0)	264
Consumer deposits		(9)	–	–	(3)	–
Trade and other payables from exchange transactions		36 124	37 745	37 745	80 428	37 745
Trade and other payables from non-exchange transactions		533	157	157	13 953	157
Provision		10 038	12 041	12 041	10 615	12 041
VAT		(4 045)	412	412	(3 878)	412
Other current liabilities		–	–	–	–	–
Total current liabilities		42 761	50 619	50 619	101 114	50 619
Non current liabilities						
Financial liabilities		0	120	120	0	120
Provision		16 174	15 150	15 150	16 692	15 150
Long term portion of trade payables		–	–	–	–	–
Other non-current liabilities		10 111	8 076	8 076	10 111	8 076
Total non current liabilities		26 285	23 347	23 347	26 803	23 347
TOTAL LIABILITIES		69 046	73 966	73 966	127 917	73 966
NET ASSETS	2	668 377	702 708	702 708	717 988	702 708
COMMUNITY WEALTH/EQUITY						
Accumulated Surplus/(Deficit)		718 567	695 877	695 877	718 567	695 877
Reserves and funds		4 682	6 831	6 831	4 682	6 831
Other		–	–	–	–	–
TOTAL COMMUNITY WEALTH/EQUITY	2	723 249	702 708	702 708	723 249	702 708

- **Cash Flow Statement**

Table C7 below display the Municipality's Cash Flow Statement for the Period ending 31 December 2025.

KZN436 Dr Nkosazana Dlamini Zuma - Table C7 Monthly Budget Statement - Cash Flow - M06 December

Description	Ref	2024/25	Budget Year 2025/26							
		Audited Outcome	Original Budget	Adjusted Budget	Monthly Actual	YearTD Actual	YearTD Budget	YTD Variance	YTD Variance	Full Year Forecast
CASH FLOW FROM OPERATING ACTIVITIES	1								%	
Receipts										
Property rates		384 160	35 494	35 494	-	179 114	17 747	161 367	909%	35 494
Service charges		2 539	4 304	4 304	-	1 197	2 152	(955)	-44%	4 304
Other revenue		1 712	30 535	30 535	-	540	15 267	(14 727)	-96%	30 535
Transfers and Subsidies - Operational		248 127	179 187	179 187	-	73 156	89 593	(16 437)	-18%	179 187
Transfers and Subsidies - Capital		18 440	38 868	38 868	-	18 000	19 434	(1 434)	-7%	38 868
Interest		404	16 732	16 732	-	153	8 366	(8 213)	-98%	16 732
Dividends		-	-	-	-	-	-	-		-
Payments										
Suppliers and employees		(79 206)	(245 385)	(245 385)	(8 873)	(40 948)	(122 692)	(81 744)	67%	(20 449)
Interest		-	(1 240)	(1 240)	-	-	(620)	(620)	100%	(1 240)
Transfers and Subsidies		-	(2 075)	(2 075)	-	-	(1 037)	(1 037)	100%	(2 075)
NET CASH FROM/(USED) OPERATING ACTIVITIES		576 176	56 420	56 420	(8 873)	231 212	28 210	(203 002)	-720%	281 356
CASH FLOWS FROM INVESTING ACTIVITIES										
Receipts										
Proceeds on disposal of PPE		-	-	-	-	-	-	-		-
Decrease (increase) in non-current receivables		-	-	-	-	-	-	-		-
Decrease (increase) in non-current investments		-	-	-	-	-	-	-		-
Payments										
Capital assets		(78 070)	(72 258)	(72 258)	(9 928)	(27 785)	36 129	63 914	177%	72 258
NET CASH FROM/(USED) INVESTING ACTIVITIES		(78 070)	(72 258)	(72 258)	(9 928)	(27 785)	36 129	63 914	177%	72 258
CASH FLOWS FROM FINANCING ACTIVITIES										
Receipts										
Short term loans		-	-	-	-	-	-	-		-
Borrowing long term/refinancing		-	-	-	-	-	-	-		-
Increase (decrease) in consumer deposits		-	-	-	-	-	-	-		-
Payments										
Repayment of borrowing		-	-	-	-	-	-	-		-
NET CASH FROM/(USED) FINANCING ACTIVITIES		-	-	-	-	-	-	-		-
NET INCREASE/ (DECREASE) IN CASH HELD		498 107	(15 838)	(15 838)	(18 801)	203 427	64 338			353 613
Cash/cash equivalents at beginning:		286 301	85 877	85 877		358 264	85 877			358 264
Cash/cash equivalents at month/year end:		784 407	70 039	70 039		561 690	150 216			711 877

The closing balance of cash and cash equivalents reflects a positive balance of R173.9 million invested and banked across multiple institutions.

PART 2 – SUPPORTING DOCUMENTS

2.1 Debtors Age Analysis

The table SC3 Monthly Budget Statement below provides information and summarises the Debtors Age Analysis as at 31 December 2025.

KZN436 Dr Nkosazana Dlamini Zuma - Supporting Table SC3 Monthly Budget Statement - aged debtors - M06 December

Description		NT Code	Budget Year 2025/26											Actual Bad Debts Written Off against Debtors	Impairment - Bad Debts i.t.o Council Policy
			0-30 Days	31-60 Days	61-90 Days	91-120 Days	121-150 Dys	151-180 Dys	181 Dys-1 Yr	Over 1Yr	Total	Total over 90 days			
R thousands															
Debtors Age Analysis By Income Source															
Trade and Other Receivables from Exchange Transactions - Water	1200	-	-	-	-	-	-	-	-	-	-	-	-	-	-
Trade and Other Receivables from Exchange Transactions - Electricity	1300	-	-	-	-	-	-	-	-	-	-	-	-	-	-
Receivables from Non-exchange Transactions - Property Rates	1400	3 647	4 879	2 201	2 118	2 021	1 680	7 531	60 026	84 104	73 377	-	-	-	-
Receivables from Exchange Transactions - Waste Water Management	1500	-	-	-	-	-	-	-	-	-	-	-	-	-	-
Receivables from Exchange Transactions - Waste Management	1600	420	548	230	221	218	219	1 081	10 342	13 280	12 082	-	-	-	-
Receivables from Exchange Transactions - Property Rental Debtors	1700	-	-	-	-	-	-	-	22	22	22	-	-	-	-
Interest on Arrear Debtor Accounts	1810	-	-	32	32	59	70	681	36 561	37 434	37 402	-	-	-	-
Recoverable unauthorised, irregular, fruitless and wasteful expenditure	1820	-	-	-	-	-	-	-	-	-	-	-	-	-	-
Other	1900	(3 889)	194	93	93	77	63	468	3 115	214	3 816	-	-	-	-
Total By Income Source	2000	177	5 622	2 555	2 464	2 376	2 032	9 760	110 067	135 053	126 699	-	-	-	-
2024/25 - totals only															
Debtors Age Analysis By Customer Group															
Organs of State	2200	401	2 217	1 097	1 090	1 061	685	3 597	46 823	56 970	53 256	-	-	-	-
Commercial	2300	268	890	380	360	327	280	918	9 277	12 701	11 162	-	-	-	-
Households	2400	(202)	2 028	867	821	799	884	4 168	40 062	49 418	46 725	-	-	-	-
Other	2500	(290)	486	211	193	189	182	1 077	13 914	15 964	15 556	-	-	-	-
Total By Customer Group	2600	177	5 622	2 555	2 464	2 376	2 032	9 760	110 067	135 053	126 699	-	-	-	-

Table above reflects that the outstanding debt continues to grow due to non-payment by our debtors:

- The debtors' books have increased in the month of December 2025 to R135,053,072.24.
- For the month of December 2025, the municipality supported 736 registered indigent households, with an amount of R92 862.74 disbursed toward Free Basic Electricity (FBE). The effective implementation of the indigent support policy remains a key instrument in providing relief to the most vulnerable and ensuring equitable access to basic services.
- The total value of notices issued remains significant, but the traffic fines collection rate has improved modestly, now standing at 8.4%, reflecting positive outcomes from the revised enforcement and collection strategies recently introduced.
- During the reporting period, the Municipality continued to operate animal pounds in both Himeville and Creighton. Captured and impounded livestock statistics were systematically recorded and monitored. These pound services play a critical role

in managing stray livestock, promoting road and public safety, and supporting compliance with municipal by-laws.

The majority of debtors under this category is over 120 days and above. This has resulted in legal processes being undertaken by the municipality on defaulting customers. The estate late matters pose a legal challenge during the debt collection process. There are also certain accounts which are under scrutiny for various reasons, namely verification of government accounts prior to payment. The most significant debtors are reported to MANCO and Finance Portfolio Committee. The credit control measures are implemented especially for old debt.

The municipality appointed a panel of debt collectors, attorneys and conveyancers to assist with the collection of long outstanding debt. The municipality is also participating in the Government Debt Steering Committee that assists municipalities with the recovery of government debt.

2.2 Creditors Age Analysis

Table SC4 Monthly budget statement below provides information of the Aged Creditors as at 31 December 2025. The municipality pays its creditors within 30 days from the date of receiving compliant invoice and required supporting document.

KZN436 Dr Nkosazana Dlamini Zuma - Supporting Table SC4 Monthly Budget Statement - aged creditors - M06 December

Description	NT Code	Budget Year 2025/26									Prior year totals for chart (same period)
		0 - 30 Days	31 - 60 Days	61 - 90 Days	91 - 120 Days	121 - 150 Days	151 - 180 Days	181 Days - 1 Year	Over 1 Year	Total	
R thousands											
Creditors Age Analysis By Customer Type											
Bulk Electricity	0100	-	-	-	-	-	-	-	-	-	-
Bulk Water	0200	-	-	-	-	-	-	-	-	-	-
PAYE deductions	0300	-	-	-	-	-	-	-	-	-	-
VAT (output less input)	0400	-	-	-	-	-	-	-	-	-	-
Pensions / Retirement deductions	0500	-	-	-	-	-	-	-	-	-	-
Loan repayments	0600	-	-	-	-	-	-	-	-	-	-
Trade Creditors	0700	-	-	-	-	-	-	-	-	-	-
Auditor General	0800	-	-	-	-	-	-	-	-	-	-
Other	0900	102	-	-	-	-	-	-	-	102	-
Medical Aid deductions	0950	-	-	-	-	-	-	-	-	-	-
Total By Customer Type	1000	102	-	-	-	-	-	-	-	102	-

2.3 Investment Portfolio Analysis

The table SC5 below indicate the municipality's investment portfolio which is sitting at R173,9 million. No account was pledge as security in past six (6) months of the financial year.

Investment portfolio has been diversified to reduce the investment risk across four major banks i.e. First National Bank, Ned Bank, ABSA and STD bank.

The municipality does not have long-term investments, most of these investments are grants that the municipality received to spend in the budget year therefore cannot be invested for longer periods.

Interest received on investment as the end of December 2023 is R5, 4million. The cash in the Primary bank as at 31 December 2025 amounted to R 4, 5 million and investments amounted to R 173,9 million with a total cash and cash equivalents of R 178,4 million. The average interest rate on investment is at 7.3%.

The cash coverage ratio as at 31 December 2025 is 6.56 based on average operating expenditure for the period.

See below extract from SC 5.

Description	Account number	Opening balance	Invested as at	Withdrawals as at	Bank Charges	Prior Year Accrued Interest (Receipts)	Current Year (Statement of Financial Performance)		Closing Balance as per Bank Statement	Closing Balance as per Main Ledger
		01-Jul-25	31-Dec-25	31-Dec-25			Interest (Receipts)	Accrued Interest	31-Dec-25	31-Dec-25
FNB 32 DAY FLEXI NOTICE	74165605518	1 145 052,10	-	-	-	-	42 129,56	-	1 187 181,66	1 187 181,66
FNB BANK INVESTMENT	62008452071	6 695 721,93	145 000 000,00	117 000 000,00	-	-	708 033,46	-	35 403 755,39	35 403 755,39
FNB CALL ACCOUNT	63060516756	5 949,39	-	5 967,40	-	-	18,03	-	0,02	0,02
FNB CALL ACCOUNT	63088927886	4 988 244,97	-	591 930,00	-	-	150 995,51	-	4 547 310,48	4 547 310,48
FNB CALL ACCOUNT	76206036280	6 975 167,69	-	-	-	-	251 201,34	-	7 226 369,03	7 226 369,03
NEDBANK NOTICE DEPOSIT	037881098635/000052	3 141 824,93	-	-	-	18 076,20	108 966,54	17 946,21	3 250 791,47	3 250 791,47
NEDBANK NOTICE DEPOSIT	037881098635/000058	24 301 748,98	-	-	-	155 797,50	943 295,48	156 519,31	25 245 044,46	25 245 044,46
NEDBANK FIXED DEPOSIT	037881098635/000061	-	30 000 000,00	30 580 684,93	-	-	580 684,93	-	-	-
NEDBANK FIXED DEPOSIT (1 Day)	037881098635/000062	-	30 580 684,93	30 586 130,81	-	-	5 445,88	-	-	0,00
NEDBANK FIXED DEPOSIT	037881098635/000063	-	30 586 130,81	30 586 130,81	-	-	5 446,85	-	-	-
NEDBANK CALL DEPOSIT	037881098635/000027	-	30 591 577,66	30 613 368,94	-	-	21 791,28	-	0,00	0,00
STANDARD BANK	4787359950-035	36,20	-	-	-	-	-	-	36,20	36,20
STANDARD BANK	4787359950-024	41 728 580,11	-	-	-	36 926,94	1 683 610,79	600 808,67	43 412 190,90	43 412 190,90
ABSA BUSINESS BANK	93-7405-3205	2 413 155,65	20 000 000,00	-	100,00	15 371,47	628 343,24	-	23 041 398,89	23 041 398,89
ABSA BUSINESS BANK	2081543530	12 132 545,17	-	12 365 589,76	-	12 946,92	233 044,59	-	-	-
ABSA BUSINESS BANK	20-8226-8701	-	30 591 577,66	-	-	-	-	417 084,73	30 591 577,66	30 591 577,66
TOTAL		103 528 027,12	317 349 971,06	252 329 802,65	100,00	239 119,03	5 363 007,48	1 192 358,92	173 905 656,16	173 905 656,16

2.4 Allocation / Grant Receipts and Expenditure

Grants receipts

Table below provides information relating to transfers and grant receipts. A total of R 163.9 million has been received by the municipality as the 31 December 2025 and the last allocations are expected by the month of March 2025 for all the grants that were gazetted for the municipality for 2025/26 financial year.

NAME OF GRANT	ORIGINAL BUDGET 2025/2026	ACTUAL RECEIVED 31 DECEMBER 2025	YTD RECEIVED 31 DECEMBER 2025	%RECEIVED
Community Library Service Grant	1 719 000	-	1 673 000	97%
Municipal Finance Management Grant	2 000 000	-	2 000 000	100%
Expanded Public Works Programme	2 135 000	-	1 495 000	70%
Provincialisation of Libraries Grant	3 214 000	-	3 214 000	100%
Capital:Municipal Infrastructure Grant	38 868 000	10 000 000	28 000 000	72%
Equitable Share	170 119 000	56 706 000	127 589 000	75%
TOTAL	218 055 000	66 706 000	163 971 000	75%

Transfers and grant expenditure

Table SC7(1) below provides information relating to grant expenditure, the municipality has actual spent of R6.1 million as at the 31 December 2025 on operational transfers and grants and R15.9million on capital grants.

KZN436 Dr Nkosazana Dlamini Zuma - Supporting Table SC7(1) Monthly Budget Statement - transfers and grant expenditure - M06 December

Budget Outcome - transfers and grant expenditure - 30th December										
Description	Ref	2024/25	Budget Year 2025/26							
		Audited Outcome	Original Budget	Adjusted Budget	Monthly Actual	YearTD Actual	YearTD Budget	YTD Variance	YTD Variance %	Full Year Forecast
R thousands										
EXPENDITURE										
Operating expenditure of Transfers and Grants										
National Government:		(161 504)	(174 254)	(174 254)	18 439	84 544	(87 127)	171 671	-197,0%	(174 254)
Operational Revenue:General Revenue:Equitable Share		(170 740)	(170 119)	(170 119)	18 253	81 561	(85 059)	166 620	-195,9%	(170 119)
Operational:Revenue:General Revenue:Fuel Levy		-	-	-	-	-	-	-	-	-
Energy Efficiency and Demand-side [Schedule 5B]		-	-	-	-	-	-	-	-	-
Expanded Public Works Programme Integrated Grant for Municipalities [Schedule 5B]		1 832	(2 135)	(2 135)	118	1 495	(1 068)	2 563	-240,0%	(2 135)
Infrastructure Skills Development Grant [Schedule 5B]		-	-	-	-	-	-	-	-	-
Local Government Financial Management Grant [Schedule 5B]		1 900	(2 000)	(2 000)	68	1 488	(1 000)	2 488	-248,8%	(2 000)
Integrated National Electrification Programme Grant		5 504	-	-	-	-	-	-	-	-
Provincial Government:		4 873	(4 933)	(4 933)	803	3 061	(2 466)	5 527	-224,1%	(4 933)
Specify (Add grant description)		1 797	(1 719)	(1 719)	199	980	(860)	1 840	-214,1%	(1 719)
Specify (Add grant description)		3 076	(3 214)	(3 214)	604	2 080	(1 607)	3 687	-229,4%	(3 214)
Total operating expenditure of Transfers and Grants:		(156 631)	(179 187)	(179 187)	19 242	87 605	(89 593)	177 198	-197,8%	(179 187)
Capital expenditure of Transfers and Grants										
National Government:		32 185	(38 868)	(38 868)	2 647	15 957	(19 434)	35 391	-182,1%	(38 868)
Integrated National Electrification Programme (Municipal Grant) [Schedule 5B]		-	-	-	-	-	-	-	-	-
Municipal Infrastructure Grant [Schedule 5B]		32 185	(38 868)	(38 868)	2 647	15 957	(19 434)	35 391	-182,1%	(38 868)
Total capital expenditure of Transfers and Grants		32 185	(38 868)	(38 868)	2 647	15 957	(19 434)	35 391	-182,1%	(38 868)
TOTAL EXPENDITURE OF TRANSFERS AND GRANTS		(124 446)	(218 055)	(218 055)	21 889	103 561	(109 027)	212 589	-195,0%	(218 055)

2.5 Councillors and Board Members Allowances and Employee Benefits

The table SC8 below for monthly budget statement Councillor and staff Benefit shows the detailed spending of staff salaries and wages and Councillors remuneration.

KZN436 Dr Nkosazana Dlamini Zuma - Supporting Table SC8 Monthly Budget Statement - councillor and staff benefits - M06 December

Summary of Employee and Councillor remuneration	Ref	2024/25	Budget Year 2025/26							
		Audited Outcome	Original Budget	Adjusted Budget	Monthly Actual	YearTD Actual	YearTD Budget	YTD Variance	YTD Variance %	Full Year Forecast
R thousands		A	B	C						D
Councillors (Political Office Bearers plus Other)	1									
Basic Salaries and Wages		9 432	10 861	10 861	795	5 148	5 431	(282)	-5%	10 861
Pension and UIF Contributions		1 198	1 265	1 265	106	642	633	10	2%	1 265
Medical Aid Contributions		-	-	-	-	-	-	-	-	-
Motor Vehicle Allowance		795	949	949	66	397	474	(77)	-16%	949
Cellphone Allowance		1 326	1 424	1 424	110	643	712	(69)	-10%	1 424
Housing Allowances		-	-	-	-	-	-	-	-	-
Other benefits and allowances		-	-	-	-	-	-	-	-	-
Sub Total - Councillors		12 750	14 499	14 499	1 077	6 831	7 249	(418)	-6%	14 499
% increase	4		13,7%	13,7%						13,7%
Senior Managers of the Municipality	3									
Basic Salaries and Wages		5 438	5 909	5 909	383	2 578	2 954	(377)	-13%	5 909
Pension and UIF Contributions		265	204	204	24	141	102	39	39%	204
Medical Aid Contributions		43	95	95	3	15	48	(32)	-68%	95
Overtime		-	-	-	-	-	-	-	-	-
Performance Bonus		54	581	581	58	58	290	(232)	-80%	581
Motor Vehicle Allowance		557	617	617	46	278	309	(30)	-10%	617
Cellphone Allowance		-	-	-	-	-	-	-	-	-
Housing Allowances		-	-	-	2	11	-	11	-	-
Other benefits and allowances		62	106	106	0	37	53	(16)	-31%	106
Sub Total - Senior Managers of Municipality		6 418	7 512	7 512	516	3 119	3 756	(638)	-17%	7 512
% increase	4		17,0%	17,0%						17,0%
Other Municipal Staff										
Basic Salaries and Wages		57 728	67 296	67 296	4 863	29 774	33 648	(3 874)	-12%	67 296
Pension and UIF Contributions		9 668	11 864	11 864	829	5 017	5 932	(915)	-15%	11 864
Medical Aid Contributions		4 855	4 563	4 563	343	2 047	2 282	(234)	-10%	4 563
Overtime		3 134	4 919	4 919	135	1 453	2 459	(1 006)	-41%	4 919
Performance Bonus		1 705	1 965	1 965	1 658	1 679	983	696	71%	1 965
Housing Allowances		207	520	520	18	107	260	(153)	-59%	520
Other benefits and allowances		3 620	4 328	4 328	2 997	3 301	2 164	1 137	53%	4 328
Payments in lieu of leave		-	-	-	-	-	-	-	-	-
Long service awards		79	421	421	136	792	210	582	276%	421
Post-retirement benefit obligations		1 207	1 000	1 000	9	185	500	(315)	-63%	1 000
Sub Total - Other Municipal Staff		82 202	96 876	96 876	10 987	44 355	48 438	(4 083)	-8%	96 876
% increase	4		17,9%	17,9%						17,9%
Total Parent Municipality		101 371	118 887	118 887	12 580	54 304	59 443	(5 139)	-9%	118 887
Unpaid salary, allowances & benefits in arrears:										
TOTAL SALARY, ALLOWANCES & BENEFITS		101 371	118 887	118 887	12 580	54 304	59 443	(5 139)	-9%	118 887
% increase	4		17,3%	17,3%						17,3%
TOTAL MANAGERS AND STAFF		88 621	104 388	104 388	11 503	47 473	52 194	(4 721)	-9%	104 388

Remuneration of Councillor's

Remuneration of Councillors expenditure as at 31 December 2025 is sitting at R6 ,8million against a year-to-date budget of R7,2 million which translate to 47% of the annual councillor's allowances.

Employee related costs

Expenditure as at 31 December 2025 is sitting at R 47,5 million against year-to-date budget of R 52,2 million and that means 45% was spent against annual employee related costs. The overall Employee related costs and Remuneration of councillor's represented 46% of YTD annual operating expenditure for the period.

	Original Budget 2025/2026	Month Budget December 2025	YTD Budget	YTD Actual	YTD % Spent
Employee Related Costs	104 388 029	8 699 002	52 194 014.50	47 473 058	45%
Remuneration of Councillors	14 498 746	1 208 229	7 249 373,00	6 831 151	47%
Total	118 886 775	9 907 231	59 443 387.50	54 304 209	46%

2.6 Material Variances in the Budget and SDBIP

The performance of the Municipality, as discussed in detail under in the attached Performance Report peromance report. In terms of Section 72 of the MFMA, the Accounting Officer must by the 25th January of each year assess the performance of the Municipality during the first half of the financial year, taking into account the following

- Monthly statements referred to in Section 71 for the first half of the financial year;
- The Municipality's Service delivery performance during the first half of the financial year and the Service delivery targets and performance Indicators set in the Service Delivery and Budget Implementation Plan (SDBIP).

The following section analyses material variances between the actual targets against the budget as at the Mid-Year of the 2025/26 financial year. This report analyses each major component under following headings:

- Revenue;
- Operational Expenditure;
- Capital Expenditure;
- Financial Position and
- Cash Flows

The analysis also provides a brief on the impact of this report on the adjustments budget.

The last section under this heading analyses the actual targets against the planned targets as at 31 December 2025.

• **Table SC1 Material Variances Explanation**

TableSC1 below of the Schedule C provides the explanations on the material variances

KZN436 Dr Nkosazana Dlamini Zuma - Supporting Table SC1 Material variance explanations - M06 December

Ref	Description	Variance	Reasons for material deviations	Remedial or corrective steps/remarks
	R thousands			
1	Revenue			
	Exchange Revenue			
	Service charges - Waste management	1%	Deviation noted but is with reason given the volatility of the line item. Underperformance is mainly attributable to capacity constraints within the Building Planning and Control Unit, which resulted in delays in the review and approval of building plans. The relevant vacant positions have since been filled, and the backlog is currently being addressed. In addition, revenue from the sale of tender documents is seasonal and is expected to increase towards the latter part of the financial year in preparation for the 2026/27 budget implementation. The line item will be reassessed during the adjustment budget process.	No immediate corrective action required. Ongoing monitoring will continue given the inherent volatility of the revenue stream. - Vacant positions have been filled and the backlog in building plan approvals is being addressed. - Revenue trends will be monitored monthly, and budget assumptions will be reassessed during the adjustment budget to reflect improved operational capacity and seasonal trends.
	Sale of Goods and Rendering of Services Agency services	-29% -48%	The variance is mainly due to remittance advice from the Department of Transport not yet being received by month-end. Revenue will be recognised once confirmation is received. A misclassification was identified and corrected in the M07 reporting period	- Follow-up engagements with the Department of Transport are ongoing to ensure timely receipt of remittance advice. - Revenue recognition controls have been strengthened, and corrected classifications will be monitored to prevent recurrence.
	Interest earned from Current and Non Current Assets	-37%	Interest earnings were lower than anticipated due to changes in monetary policy outcomes that differed from initial forecasts. In addition, interest relating to investment periods ending after M06 was not recognised, as it had not yet vested. A misclassification was identified and corrected in M07. The budgeted amount will be reviewed during the adjustment budget	- Follow-up engagements with the Department of Transport are ongoing to ensure timely receipt of remittance advice. - Revenue recognition controls have been strengthened, and corrected classifications will be monitored to prevent recurrence.
	Rental from Fixed Assets	-35%	Rental income is demand-driven and was partially impacted by lower-than-expected ad-hoc rentals during the period. An increase is anticipated in the second half of the financial year. Delays in the finalisation of new lease agreements further contributed to the underperformance. The budget will be reviewed during the adjustment budget	- Outstanding lease agreements are being finalised, and efforts are underway to optimise utilisation of municipal facilities. - Rental income projections will be revised during the adjustment budget based on updated lease information.
	Licence and permits	11%	Revenue exceeded projections due to higher-than-anticipated demand for learner licence applications and taxi permits. The budget will be reassessed during the adjustment budget to align with actual demand trends. Management is reviewing the sustainability and timing of this revenue source, and adjustments will be considered during the adjustment budget process.	- Revenue trends will continue to be monitored, and the budget will be adjusted during the adjustment budget process to align with sustained demand levels. - Management is reviewing the underlying sustainability, timing, and classification of this revenue stream.
	Operational Revenue	-86%		- Corrective budget realignment will be effected during the adjustment budget once the review is finalised.
	Non-Exchange Revenue			
	Property rates	1%	Deviation noted but is with reason given the volatility of the line item.	No immediate corrective action required. Ongoing monitoring will continue given the inherent volatility of the revenue stream.
	Fines, penalties and forfeits	0%	No material deviation noted for the period; performance is in line with the approved budget.	No corrective action required. Performance remains aligned with budget projections.
	Licence and permits	-100%	The variance resulted from a misclassification that was identified and corrected in M07. The budgeted amount will be reviewed during the adjustment budget	Classification controls have been corrected in M07. The budget will be realigned during the adjustment budget to reflect the corrected treatment.
	Transfer and subsidies - Operational	-14%	The variance is attributable to a misclassification that was identified and corrected in M07. Revenue will normalise in subsequent reporting periods.	Corrected misclassifications will be monitored going forward. Revenue recognition is expected to normalise in subsequent reporting periods.
	Interest	-23%	The variance arose due to misclassification, which was identified and corrected in M07. The budget will be reviewed during the adjustment budget to ensure alignment with revised interest projections.	Interest classifications have been corrected. Budget assumptions will be revised during the adjustment budget to align with updated cash flow and investment projections.

Expenditure By Type			
Employee related costs	-9%	Savings resulted from vacant positions during the period, with delays in filling posts due to management's review of their necessity within the approved organogram. The budget will be reviewed during the adjustment budget.	-Critical vacancies will be continuously reviewed against service delivery priorities. -Savings will be assessed during the adjustment budget to determine whether permanent budget reductions are appropriate.
Remuneration of councillors	-6%	The variance mainly relates to travel allowances that were evenly budgeted across the year, while actual travel patterns are uneven. The timing of expenditure will be reviewed during the adjustment budget.	-Expenditure patterns will be monitored to ensure alignment with actual travel requirements.
Bulk purchases - electricity		Not applicable	-Budget phasing will be reviewed during the adjustment budget Not applicable
Inventory consumed	-41%	Under-expenditure is due to procurement delays arising from re-advertisements and delays in appointing service providers, which affected order fulfillment. The budget and timing will be reviewed during the adjustment budget.	- Procurement processes have been re-initiated, and service provider appointments are being finalised. - Expenditure timing and budget projections will be reviewed during the adjustment budget.
Debt impairment	-148%	The debt impairment provision mainly occurs towards the end of the financial period. Furthermore, there was a misclassification identified and will be corrected in M07. The budget and timing will be reviewed during the adjustment budget.	- Provisioning methodology and timing have been reviewed. - Misclassifications identified in M07 will be corrected, and the budget will be aligned during the adjustment budget to reflect year-end provisioning trends.
Depreciation and amortisation	0%	No material deviation noted; depreciation charges are in line with the asset register and approved budget.	No corrective action required. Continuous reconciliation between the asset register and general ledger will be maintained.
Interest	77%	Interest expenditure exceeded projections due to higher-than-anticipated financing charges relating to provisions for landfill rehabilitation and employee benefits. The timing and magnitude of these costs will be reviewed during the adjustment budget.	- Financing cost drivers and related reports have been reviewed, particularly provisions related to landfill rehabilitation and employee benefits. - Budget adjustments will be considered during the adjustment budget to reflect revised actuarial and financing estimates.
Contracted services	-3%	The deviation is immaterial and within reasonable limits, reflecting the inherent volatility of contracted service expenditure.	No corrective action required. Expenditure will continue to be monitored within approved limits.
Transfers and subsidies	-53%	Expenditure is demand-driven and depends on the number of qualifying beneficiaries for Free Basic Electricity. Lower uptake during the period resulted in under-expenditure. The timing of expenditure will be reviewed during the adjustment budget.	Uptake trends for Free Basic Electricity are being monitored. Budget phasing will be reviewed during the adjustment budget to align with actual beneficiary demand.
Irrecoverable debts written off	-73%	Write-offs depend on successful applications for debt relief, which were lower than anticipated during the period. In addition, provision adjustments are primarily processed at year-end.	Debt relief application processes will be intensified. Provisioning and write-off levels will be reassessed during year-end processes and the adjustment budget.
Operational costs	-6%	Under-expenditure is attributable to the enforcement of cost containment measures and procurement delays during the first quarter, while service providers were being secured. The budget and timing will be reviewed during the adjustment budget.	- Cost containment measures remain in place. -Procurement delays will be addressed, and expenditure trends will be reassessed during the adjustment budget.
Capital Expenditure			
Capital Expenditure	-28%	Capital expenditure was adversely affected by supply chain delays resulting from repeated advertisements due to supplier non-responsiveness. This also impacted the sequential procurement approach followed by the municipality. The timing of expenditure will be reviewed during the adjustment budget.	- Supply chain processes will be reviewed to address supplier non-responsiveness and repeated re-advertisements. - Procurement timelines are being stabilised, and capital project cash flows will be re-phased during the adjustment budget to reflect realistic implementation schedules.
Financial Position			
Cash			

Cash Flow			
Cash and Cash Equivalents			
Receipts			
Property rates	909%	Misclassification of matured investment received from financial institutions which are initially classified as unknown amounts prior to allocation, carry the cashflow tag of property rates.	<ul style="list-style-type: none"> - The municipality will initiate a project with our financial system vendor to review and update The initial transaction classification setup within The cash flow module - The municipality will update The processing flow and training for users.
Service charges	-44%	The municipality has encountered challenges in collections efforts across various customer groups, incentive scheme previously in place has come to an end. The variance is attributed to a deficiency in the cash flow mapping understanding, reflecting a lack of user and system proficiency in applying the correct accounting classifications.	<ul style="list-style-type: none"> - Mandate attendance and verify completion of cash flow reporting training for all relevant finance staff. This training should specifically cover the municipality's chart of accounts, system procedures, and IFRS/local government cash flow classification rules. - Schedule a formal consultation with the financial system vendor to review and document the system's cash flow mapping logic, built-in validation rules, and key control points to prevent and detect classification errors. - Conduct a formal gap analysis of the existing cash flow reporting procedures and review controls against best practices. Update the procedures to include clear approval workflows and secondary verification checkpoints for material classifications. - Submit to council an incentive scheme proposal. - Engage the department of cooperative governance and traditional affairs to assist with the collection efforts on state owned properties.
Other revenue	-96%	The variance is attributed to a deficiency in the cash flow mapping understanding, reflecting a lack of user and system proficiency in applying the correct accounting classifications.	<ul style="list-style-type: none"> - Mandate attendance and verify completion of cash flow reporting training for all relevant finance staff. This training should specifically cover the municipality's chart of accounts, system procedures, and IFRS/local government cash flow classification rules. - Schedule a formal consultation with the financial system vendor to review and document the system's cash flow mapping logic, built-in validation rules, and key control points to prevent and detect classification errors. - Conduct a formal gap analysis of the existing cash flow reporting procedures and review controls against best practices. Update the procedures to include clear approval workflows and secondary verification checkpoints for material classifications.
Transfers and Subsidies - Operational	-18%	The variance is attributed to a deficiency in the cash flow mapping understanding, reflecting a lack of user and system proficiency in applying the correct accounting classifications.	<ul style="list-style-type: none"> - Mandate attendance and verify completion of cash flow reporting training for all relevant finance staff. This training should specifically cover the municipality's chart of accounts, system procedures, and IFRS/local government cash flow classification rules. - Schedule a formal consultation with the financial system vendor to review and document the system's cash flow mapping logic, built-in validation rules, and key control points to prevent and detect classification errors. - Conduct a formal gap analysis of the existing cash flow reporting procedures and review controls against best practices. Update the procedures to include clear approval workflows and secondary verification checkpoints for material classifications.
Transfers and Subsidies - Capital	-7%	The variance is attributed to a deficiency in the cash flow mapping understanding, reflecting a lack of user and system proficiency in applying the correct accounting classifications.	<ul style="list-style-type: none"> - Mandate attendance and verify completion of cash flow reporting training for all relevant finance staff. This training should specifically cover the municipality's chart of accounts, system procedures, and IFRS/local government cash flow classification rules. - Schedule a formal consultation with the financial system vendor to review and document the system's cash flow mapping logic, built-in validation rules, and key control points to prevent and detect classification errors. - Conduct a formal gap analysis of the existing cash flow reporting procedures and review controls against best practices. Update the procedures to include clear approval workflows and secondary verification checkpoints for material classifications.
Interest	-98%	The variance is attributed to a deficiency in the cash flow mapping understanding, reflecting a lack of user and system proficiency in applying the correct accounting classifications.	<ul style="list-style-type: none"> - Mandate attendance and verify completion of cash flow reporting training for all relevant finance staff. This training should specifically cover the municipality's chart of accounts, system procedures, and IFRS/local government cash flow classification rules. - Schedule a formal consultation with the financial system vendor to review and document the system's cash flow mapping logic, built-in validation rules, and key control points to prevent and detect classification errors. - Conduct a formal gap analysis of the existing cash flow reporting procedures and review controls against best practices. Update the procedures to include clear approval workflows and secondary verification checkpoints for material classifications.

Payments			
Suppliers and employees	67%	The variance is attributed to a deficiency in the cash flow mapping understanding, reflecting a lack of user and system proficiency in applying the correct accounting classifications.	<ul style="list-style-type: none"> - Mandate attendance and verify completion of cash flow reporting training for all relevant finance staff. This training should specifically cover the municipality's chart of accounts, system procedures, and IFRS/local government cash flow classification rules. - Schedule a formal consultation with the financial system vendor to review and document the system's cash flow mapping logic, built-in validation rules, and key control points to prevent and detect classification errors. - Conduct a formal gap analysis of the existing cash flow reporting procedures and review controls against best practices. Update the procedures to include clear approval workflows and secondary verification checkpoints for material classifications.
Interest	100%	The variance is attributed to a deficiency in the cash flow mapping understanding, reflecting a lack of user and system proficiency in applying the correct accounting classifications.	<ul style="list-style-type: none"> - Mandate attendance and verify completion of cash flow reporting training for all relevant finance staff. This training should specifically cover the municipality's chart of accounts, system procedures, and IFRS/local government cash flow classification rules. - Schedule a formal consultation with the financial system vendor to review and document the system's cash flow mapping logic, built-in validation rules, and key control points to prevent and detect classification errors. - Conduct a formal gap analysis of the existing cash flow reporting procedures and review controls against best practices. Update the procedures to include clear approval workflows and secondary verification checkpoints for material classifications.
Transfers and Subsidies	100%	The variance is attributed to a deficiency in the cash flow mapping understanding, reflecting a lack of user and system proficiency in applying the correct accounting classifications.	<ul style="list-style-type: none"> - Mandate attendance and verify completion of cash flow reporting training for all relevant finance staff. This training should specifically cover the municipality's chart of accounts, system procedures, and IFRS/local government cash flow classification rules. - Schedule a formal consultation with the financial system vendor to review and document the system's cash flow mapping logic, built-in validation rules, and key control points to prevent and detect classification errors. - Conduct a formal gap analysis of the existing cash flow reporting procedures and review controls against best practices. Update the procedures to include clear approval workflows and secondary verification checkpoints for material classifications.
Measureable performance			
The SDBIP is attached			

2.7 Municipality Financial Performance

KZN436 Dr Nkosazana Dlamini Zuma - Table C4 Monthly Budget Statement - Financial Performance (revenue and expenditure) - M06 December

Description		Ref	Budget Year 2025/26								
R thousands	Audited Outcome		Original Budget	Adjusted Budget	Monthly Actual	YearTD Actual	YearTD Budget	YTD Variance	YTD Variance	Full Year Forecast	
Revenue									%		
Exchange Revenue											
Service charges - Electricity			-	-	-	-	-	-		-	
Service charges - Water			-	-	-	-	-	-		-	
Service charges - Waste Water Management			-	-	-	-	-	-		-	
Service charges - Waste management			4 528	4 861	4 861	407	2 450	2 431	19	1%	4 861
Sale of Goods and Rendering of Services			5 294	647	647	18	229	323	(94)	-29%	647
Agency services			605	751	751	-	195	375	(180)	-48%	751
Interest			-	-	-	-	-	-	-	-	-
Interest earned from Receivables			-	-	-	-	-	-	-	-	-
Interest earned from Current and Non Current Assets			13 672	16 732	16 732	1 319	5 290	8 366	(3 076)	-37%	16 732
Dividends			-	-	-	-	-	-	-	-	-
Rent on Land			-	-	-	-	-	-	-	-	-
Rental from Fixed Assets			1 885	2 153	2 153	111	700	1 076	(376)	-35%	2 153
Licence and permits			691	445	445	33	247	223	24	11%	445
Special rating levies			-	-	-	-	-	-	-	-	-
Operational Revenue			185	825	825	2	60	413	(353)	-86%	825
Non-Exchange Revenue											
Property rates			44 315	46 096	46 096	3 913	23 372	23 048	324	1%	46 096
Surcharges and Taxes			-	-	-	-	-	-	-	-	-
Fines, penalties and forfeits			911	2 602	2 602	97	1 296	1 301	(5)	0%	2 602
Licence and permits			-	20	20	-	-	10	(10)	-100%	20
Transfer and subsidies - Operational			179 345	179 187	179 187	990	76 927	89 593	(12 667)	-14%	179 187
Interest			9 066	8 198	8 198	836	3 173	4 099	(926)	-23%	8 198
Fuel Levy			-	-	-	-	-	-	-	-	-
Operational Revenue			-	-	-	-	-	-	-	-	-
Gains on disposal of Assets			543	-	-	-	-	-	-	-	-
Other Gains			2 378	-	-	-	-	-	-	-	-
Discontinued Operations			-	-	-	-	-	-	-	-	-
Total Revenue (excluding capital transfers and contributions)			263 417	262 517	262 517	7 725	113 940	131 258	-		262 517
Expenditure By Type											
Employee related costs			88 621	104 388	104 388	11 503	47 473	52 194	(4 721)	-9%	104 388
Remuneration of councillors			12 750	14 499	14 499	1 077	6 831	7 249	(418)	-6%	14 499
Bulk purchases - electricity			-	-	-	-	-	-	-	-	-
Inventory consumed			4 838	6 627	6 627	498	1 952	3 314	(1 361)	-41%	6 627
Debt impairment			(150)	4 746	4 746	-	(1 136)	2 373	(3 509)	-148%	4 746
Depreciation and amortisation			52 810	54 038	54 038	4 478	27 105	27 019	86	0%	54 038
Interest			2 799	1 240	1 240	173	1 099	620	479	77%	1 240
Contracted services			55 200	59 858	59 895	5 099	28 993	29 948	(955)	-3%	59 895
Transfers and subsidies			2 357	2 075	2 075	75	486	1 037	(551)	-53%	2 075
Irrecoverable debts written off			2 566	3 900	3 900	-	533	1 950	(1 417)	-73%	3 900
Operational costs			48 039	46 314	46 277	4 971	21 821	23 133	(1 312)	-6%	46 277
Losses on Disposal of Assets			-	-	-	-	-	-	-	-	-
Other Losses			-	-	-	-	-	-	-	-	-
Total Expenditure			269 831	297 684	297 684	27 874	135 157	148 837	(13 680)	-9%	297 684
Surplus/(Deficit)			(6 414)	(35 168)	(35 168)	(20 149)	(21 218)	(17 579)	13 680	(0)	(35 168)
Transfers and subsidies - capital (monetary allocations)			32 185	38 868	38 868	2 647	15 957	19 434	(3 477)	(0)	38 868
Transfers and subsidies - capital (in-kind)			-	-	-	-	-	-	-	-	-
Surplus/(Deficit) after capital transfers & contributions			25 771	3 700	3 700	(17 502)	(5 261)	1 855			3 700
Income Tax			-	-	-	-	-	-	-	-	-
Surplus/(Deficit) after income tax			25 771	3 700	3 700	(17 502)	(5 261)	1 855			3 700
Share of Surplus/Deficit attributable to Joint Venture			-	-	-	-	-	-	-	-	-
Share of Surplus/Deficit attributable to Minorities			-	-	-	-	-	-	-	-	-
Surplus/(Deficit) attributable to municipality			25 771	3 700	3 700	(17 502)	(5 261)	1 855			3 700
Share of Surplus/Deficit attributable to Associate			-	-	-	-	-	-	-	-	-
Intercompany/Parent subsidiary transactions			-	-	-	-	-	-	-	-	-
Surplus/ (Deficit) for the year			25 771	3 700	3 700	(17 502)	(5 261)	1 855			3 700

As per table C4 above the total revenue raised including operational grants as at 31 December 2025 was R 113,9 million against a total budget of R 262,5 million for the year and the YTD budget is R 131,3 million as at 31 December 2025. This reflects a revenue rate of 87% against the YTD budget for the year.

Description	Original Budget 2025/2026	Month Budget December 2025	YTD Budget	YTD Actuals
Operating Revenue by Source (Excluding Capital Transfers)	262,516,529.00	21,876,377.42	131,258,256.00	170,645,637.70
Total Operating Expenditure	(297,684,367.00)	(24,807,030.58)	(148,837,002.00)	(135,157,481.94)
Operational Surplus/(Deficit)	(35,167,838.00)	(2,930,653.16)	(17,578,746.00)	35,488,155.76
Capital Transfers Revenue	38,868,000.00	3,239,000.00	19,434,000.00	15,956,888.49
Surplus for the year	3,700,162.00	308,346.84	1,855,254.00	51,445,044.25

The municipality received R56.7 million for Equitable Share, but the amount was incorrectly recorded in the financial system and consequently not recognised in the current period. The error was only corrected and updated in the system in January.

As a result, operational revenue was reported as R113.9 million as per table C4 above, instead of the correct amount of R170.6 million. This misstatement caused the financial results to show a total deficit of R5,2 million, whereas the correct position should have reflected a surplus of R51,4 million.

The operating expenditure as at 31 December 2025 totals to R 135,1 million against a total budget of R 297,7 million and YTD Budget is R148 ,8 million which reflects an expenditure rate of 91% against the YTD budget for the period.

2.8 Capital Programme Performance

Appendix C for December 2025					
Capital Project for 2025/2026					
Item Description	Original Budget 2025/2026	Amended Budget 2025/2026	Actual spent 31 December 2025	YTD Spent 31 December 2025	% Spent YTD
TOTAL INTERNAL FUNDED	29 034 372	29 034 372	2 547 642	8 205 233	28%
TOTAL MIG GRANT	33 798 261	33 798 261	2 301 347	14 533 074	43%
TOTAL CAPITAL EXPENDITURE	62 832 633	62 832 633	4 848 989	22 738 307	36%

The total capital budget for the 2025/2026 financial year is R 62,8 million and the MIG allocation is R 33,8 million excluding VAT. The cumulative capital expenditure for the period amounts to R22,7 million which is 36%. The municipality anticipated to spend 50% of the total capital budget as at the second quarter but the performance measures at 34% with majority of the projects to be implemented in Q3 and Q4.

2.9 . Other Supporting Documents

2.10.1 Progress on Capital Projects

<u>Project Name</u>	<u>Variance Explanation</u>
Construction of Glenmaize Community Hall	The project is practical complete.
Construction of Phosana Community Hall	Project is under construction and is 59% complete. Currently busy with installation of roof.
Construction Ekupholeni Creche	The project is under construction and is 60% complete. Currently busy with roofing, electricity tubing and internal wall plaster
Magoso Access road	Project is now complete
Nomandlovu Access road	Project is now complete

Magwababeni/Mampondweni Access road.	Project is now complete
Creighton Sport Center phase 2	The project is complete. Closeout report was received
Mafohla Community Hall	The project is complete and defect on site were rectified. The municipality is waiting for a close out report from the consultant.
Underberg Asphalt Road Phase 4	The project is practical complete and under the defect liability period.
Maguzwana Sport fields	The project is practical complete, currently under defect liability period.
Thonsini Hall and Creche	The project is practical complete
Khubeni Creche	The project is practical complete and under the defect liability period.
Zwelisha creche	The project is practical complete under defect liability period.
Siyathuthuka creche	The project is practical complete under defect liability period.
Bulwer Asphalt phase 8 Section 3	Project is practical complete.
Amakhuze/Cabazi phase 7	Project is practical complete
Lamington to Greater Stepmore 5.3 km MV line	Project is practical complete busy with snags
Greater Khukhulela/Nomagaga phase 7	Project is practical complete busy with snags
Greater Ngwagwane Phase 7	Project is practical complete busy with snags
Greater Nkwezela Phase 7	Project is practical complete busy with snags
Greater Nkumba/Magwaneni Phase 7	Project is practical complete busy with snags
Upgrading of himeville township asphalts road	The project is practical complete
Bus Shelters	The project is practical complete

Ntwasahlobo to Ridge pedestrain bridge	Project is at a tender adjudication stage for the appointment of the suitable service provider (Contractor)
Ndlangisa pedestrain bridge	Contractor is on site busy with establishment site clearance.
Gobhogobho pedestrain bridge	Project is at a tender adjudication stage for the appointment of the suitable service provider (Contractor)
Half my right pedestrain bridge	Project is at a tender adjudication stage for the appointment of the suitable service provider (Contractor)
Centocow phase 3	Project is practical complete and is under defect liability period
Storm Water installation	Project is at tender adjudication stage for issuing of order numbers to service provider.
Creighton Storeroom	The project is practical complete
Bulwer Town Upgrade Phase 2	Construction in progress only portion of sidewalks where the contractor waiting for removal of illegal containers placed by local traders and procurement of markets stalls. That process will take place after finalization of final designs to cater for new submission/ proposal from beneficiaries and LED unit, PWBS Depart. to have a meeting with LED unit and project stakeholder.

2.10.2 Capital expenditure Trend – Month 06

KZN436 Dr Nkosazana Dlamini Zuma - Supporting Table SC12 Monthly Budget Statement - capital expenditure trend - M06 December

Month	2024/25	Budget Year 2025/26							
	Audited Outcome	Original Budget	Adjusted Budget	Monthly Actual	YearTD Actual	YearTD Budget	YTD Variance	YTD Variance %	% spend of Original Budget
R thousands									
Monthly expenditure performance trend									
July	266	5 236	5 236	322	322	5 236	4 914	93,8%	1%
August	4 172	5 236	5 236	2 881	3 203	10 472	7 269	69,4%	5%
September	7 427	5 236	5 236	2 450	5 654	15 708	10 054	64,0%	9%
October	5 837	5 236	5 236	5 940	11 594	20 944	9 350	44,6%	18%
November	6 442	5 236	5 236	6 295	17 889	26 180	8 291	31,7%	28%
December	6 986	5 236	5 236	4 849	22 738	31 416	8 678	27,6%	36%
January	3 225	5 236	5 236	–	22 738	36 652	13 914	38,0%	36%
February	4 627	5 236	5 236	–	22 738	41 888	19 150	45,7%	36%
March	13 539	5 236	5 236	–	22 738	47 124	24 386	51,7%	36%
April	5 059	5 236	5 236	–	22 738	52 360	29 622	56,6%	36%
May	5 910	5 236	5 236	–	22 738	57 596	34 858	60,5%	36%
June	10 606	5 236	5 236	–	22 738	62 833	40 094	63,8%	36%
Total Capital expenditure	74 096	62 833	62 833	22 738					

2.11 Municipal Mangers Quality Certificate



Quality Certificate

I, N.C Vezi Municipal Manager of Dr Nkosazana Dlamini Zuma Local Municipality hereby certify that the Mid-Year Budget and Performance Assessment, Monthly Budget Statement and Quarterly Report on the implementation of Budget and the Financial state affairs of the municipality for the month ended 31 December 2025 of the 2025/2026 financial year and supporting documentation have been prepared in accordance with the Municipal Finance Management Act and regulations made under this act.

Print Name: N.C Vezi

Municipal Manager of Dr Nkosazana Dlamini Zuma Municipality, KZN436

Signature: _____

Date: _____

15 / 01 / 2026



REPORT TO THE DR NKOSAZANA DLAMINI ZUMA MUNICIPAL COUNCIL

Author : Chief Financial Officer

1st Level – Finance Portfolio Committee

2nd Level – Executive Committee

3rd Level – Municipal Council

**SUBJECT: PRELIMINARY QUARTERLY AND MONTHLY IN YEAR MONITORING
FINANCIAL REPORT FOR QUARTER TWO AND THE MONTH ENDED
31 DECEMBER 2025.**

1.1 PURPOSE

The purpose of this report is to comply with section 71 and 52(d) of the Municipal Finance Management Act (MFMA) and the requirements as promulgated in the Government Gazette No 32141 of 17 April 2009.

1.2 STRATEGIC OBJECTIVE

To ensure good governance, financial viability and optimal institutional transformation with capacity to execute its mandate.”

1.3 BACKGROUND

Section 71 and 52(d) of the MFMA and in terms of Section 28 of the Government Notice 32141 dated 17 April 2009, regarding the “Local Government: Municipal Finance Management Act 56 of 2003, Municipal Budget and Reporting Regulations” necessitates that specific financial particular be reported on and in the format prescribed, hence this report to meet legislative compliance.

Section 71(1) and 52(d) The accounting officer of a municipality must by no later than 10 working days after the end of each month submit to the mayor of the municipality and the relevant treasury a statement in the prescribed format on the state of the municipality’s budget reflecting the following particulars for the month and for the financial year up to the end of that month: ...”.

“Section 28 of government notice: The monthly budget statement of a municipality must be in the format specified in Schedule C and include all the required tables, charts and explanatory information, taking into account any guidelines issued by the Minister in terms of section 168(1) of the Act.”

For the reporting period ending 31 December 2025 the ten-working day reporting limit expired on 15 January 2026.

Further, Section 31(1) of the Government Gazette No 32141 of 17 April 2009 prescribes the following:

“31. (1) The mayor’s quarterly report on the implementation of the budget and financial state Of affairs of the municipality as required by section 52 (d) of the Act must be –

- (a) In the format specified in Schedule C and include all the required tables, charts and explanatory
- (b) Information, taking into account any guidelines issued by the Minister in terms of section 168(1) of the Act; and
- (c) Consistent with the monthly budget statements for October, November and December.
- (d) Submitted to the National Treasury and the relevant Provincial Treasury within ten days of tabling of the report to the council.”

4. ANNAXURES

PART 1 – FINANCIAL REPORT

- 4.1 Summary Financial Status – 31 December 2025**
- 4.2 Financial Ratios – 31 December 2025**
- 4.3 Summary Financial Performance Report for The Period Ending – 31 December 2025**
- 4.4 Capital Expenditure – 31 December 2025**
- 4.5 Material Variances – 31 December 2025**

Part 2 – Detailed Financial Information

- 4.6 Debtors Analysis – 31 December 2025**
- 4.7 Creditors Analysis – 31 December 2025**
- 4.8 Cash and Investments – 31 December 2025**
- 4.9 Conditional Grants – 31 December 2025**
- 4.10 Councilor and Staff Benefits (Sec 66) – 31 December 2025**
- 4.11 Other Supporting Documents – 31 December 2025**
- 4.12 Status on Capital Projects – 31 December 2025**
- 4.13 Monthly Budget Statements – 31 December 2025**
- 4.14 Quality Certificate – 31 December 2025**

5. RECOMMENDATIONS

It is therefore recommended that:

1. The report be noted
2. That, in compliance with, Section 71 and Section 52(d) of the MFMA and in terms of Government Notice 32141 dated 17 April 2009, regarding the “Local Government: Municipal Finance Management Act 2003 Municipal Budget and Reporting Regulations” the preliminary financial results regarding the operating and capital budgets for 2025/2026 financial year, and supporting documents as required by National Treasury (Schedule C) be submitted to Full Council Committee.
3. In order to comply with Section 31(1) of the Government Gazette No 32141 of 17 April 2009 this report be submitted to the National Treasury and the relevant Provincial Treasury.

4.1 SUMMARY OF FINANCIAL STATUS – 31 DECEMBER 2025

4.1.1 Deficit as at 31 December 2025 is R 5,260,955.75

4.1.2 Capital Expenditure as at 31 December 2025 is R 22,738,307.00

4.1.3 Trade Receivables as at 31 December 2025 is R 135,053,072.24

4.1.3 Cash and Cash Equivalent as at 31 December 2025 is R 178,454,859.63

4.1.5 Total Unspent Conditional Grants as at 31 December 2025 is R 14,638,259.91

4.2 FINANCIAL RATIOS – 31 DECEMBER 2025

Summary of Financial Performance	Actual Year to Total Budget
Actual Revenue to Budgeted Revenue	43%
Actual Opex to Budgeted Opex	45%
Actual Capex to Budgeted Capex	36%
Employee related cost	45%
Councillors Remuneration	47%
Conditional Grants Expenditure	61.23%
Debtors Collection	65.91%
Creditors Paid within 30 days	100%

4.3. SUMMARY OF FINANCIAL PERFORMANCE FOR PERIOD ENDING **31 DECEMBER 2025**

The below analysis is a high-level assessment based on revenue and expenditure recognised on the Municipal Financial System. It is incumbent on the necessary user business units and user departments to ensure the completeness, Validity and accuracy of the information provided for the purposes of the assessment and bring to the attention of the council any further business units' items, which are fully elaborated below.

The SFP shown in Annexure A, Table C4, is prepared on a similar basis to the prescribed budget format, detailing revenue by source type and expenditure by input type. The summary report indicates the following:

Description	Original Budget 2025/2026	Month Budget December 2025	YTD Budget	YTD Actuals
Operating Revenue by Source (Excluding Capital Transfers)	262,516,529.00	21,876,377.42	131,258,256.00	170,645,637.70
Total Operating Expenditure	(297,684,367.00)	(24,807,030.58)	(148,837,002.00)	(135,157,481.94)
Operational Surplus/(Deficit)	(35,167,838.00)	(2,930,653.16)	(17,578,746.00)	35,488,155.76
Capital Transfers Revenue	38,868,000.00	3,239,000.00	19,434,000.00	15,956,888.49
Surplus for the year	3,700,162.00	308,346.84	1,855,254.00	51,445,044.25

The municipality received R56.7 million for Equitable Share, but the amount was incorrectly recorded in the financial system and consequently not recognised in the current period. The error was only corrected and updated in the system in January.

As a result, operational revenue was reported as R113.9 million as per table C4 above, instead of the correct amount of R170.6 million. This misstatement caused the financial results to show a total deficit of R5,2 million, whereas the correct position should have reflected a surplus of R51,4 million.

The operating expenditure as at 31 December 2025 totals to R 135,1 million against a total budget of R 297,7 million and YTD Budget is R148 ,8 million which reflects an expenditure rate of 91% against the YTD budget for the period.

Monthly Budget Tables

Table C1 below provides a summary of the overall performance in the Municipality and is unpacked in the sections that follow

KZN436 Dr Nkosazana Dlamini Zuma - Table C1 Monthly Budget Statement Summary - M06 December

Description	2024/25	Budget Year 2025/26							
	Audited Outcome	Original Budget	Adjusted Budget	Monthly Actual	YearTD Actual	YearTD Budget	YTD Variance	YTD Variance %	Full Year Forecast
R thousands									
<u>Financial Performance</u>									
Property rates	44 315	46 096	46 096	3 913	23 372	23 048	324	1%	46 096
Service charges	4 528	4 861	4 861	407	2 450	2 431	19	1%	4 861
Investment revenue	13 672	16 732	16 732	1 319	5 290	8 366	(3 076)	-37%	16 732
Transfers and subsidies - Operational	179 345	179 187	179 187	990	76 927	89 593	(12 667)	-14%	179 187
Other own revenue	21 558	15 641	15 641	1 097	5 901	7 821	(1 920)	-25%	15 641
Total Revenue (excluding capital transfers and	263 417	262 517	262 517	7 725	113 940	131 258	(17 319)	-13%	262 517
Employee costs	88 621	104 388	104 388	11 503	47 473	52 194	(4 721)	-9%	104 388
Remuneration of Councillors	12 750	14 499	14 499	1 077	6 831	7 249	(418)	-6%	14 499
Depreciation and amortisation	52 810	54 038	54 038	4 478	27 105	27 019	86	0%	54 038
Interest	2 799	1 240	1 240	173	1 099	620	479	77%	1 240
Inventory consumed and bulk purchases	4 838	6 627	6 627	498	1 952	3 314	(1 361)	-41%	6 627
Transfers and subsidies	2 357	2 075	2 075	75	486	1 037	(551)	-53%	2 075
Other expenditure	105 655	114 818	114 818	10 070	50 211	57 404	(7 193)	-13%	114 818
Total Expenditure	269 831	297 684	297 684	27 874	135 157	148 837	(13 680)	-9%	297 684
Surplus/(Deficit)	(6 414)	(35 168)	(35 168)	(20 149)	(21 218)	(17 579)	(3 639)	21%	(35 168)
Transfers and subsidies - capital (monetary allocations)	32 185	38 868	38 868	2 647	15 957	19 434	(3 477)	-18%	38 868
Transfers and subsidies - capital (in-kind)	-	-	-	-	-	-	-	-	-
Surplus/(Deficit) after capital transfers & contributions	25 771	3 700	3 700	(17 502)	(5 261)	1 855	(7 116)	-384%	3 700
Share of surplus/ (deficit) of associate	-	-	-	-	-	-	-	-	-
Surplus/ (Deficit) for the year	25 771	3 700	3 700	(17 502)	(5 261)	1 855	(7 116)	-384%	3 700
<u>Capital expenditure & funds sources</u>									
Capital expenditure	74 096	62 833	62 833	4 849	22 738	31 416	(8 678)	-28%	62 833
Capital transfers recognised	54	33 798	33 798	2 301	14 533	16 899	(2 366)	-14%	33 798
Borrowing	-	-	-	-	-	-	-	-	-
Internally generated funds	18 635	29 034	29 034	2 548	8 205	14 517	(6 312)	-43%	29 034
Total sources of capital funds	18 689	62 833	62 833	4 849	22 738	31 416	(8 678)	-28%	62 833
<u>Financial position</u>									
Total current assets	200 864	160 934	160 934		258 840				160 934
Total non current assets	536 560	615 740	615 740		587 065				615 740
Total current liabilities	42 761	50 619	50 619		101 114				50 619
Total non current liabilities	26 285	23 347	23 347		26 803				23 347
Community wealth/Equity	723 249	702 708	702 708		723 249				702 708
<u>Cash flows</u>									
Net cash from (used) operating	576 176	56 420	56 420	(8 873)	231 212	28 210	(203 002)	-720%	281 356
Net cash from (used) investing	(78 070)	(72 258)	(72 258)	(9 928)	(27 785)	36 129	63 914	177%	72 258
Net cash from (used) financing	-	-	-	-	-	-	-	-	-
Cash/cash equivalents at the month/year end	784 407	70 039	70 039	-	561 690	150 216	(411 474)	-274%	711 877
Debtors & creditors analysis	0-30 Days	31-60 Days	61-90 Days	91-120 Days	121-150 Dys	151-180 Dys	181 Dys-1 Yr	Over 1Yr	Total
<u>Debtors Age Analysis</u>									
Total By Income Source	-	-	-	-	-	-	-	-	-
<u>Creditors Age Analysis</u>									
Total Creditors	-	-	-	-	-	-	-	-	-

Table C2 provides the statement of financial performance by standard classification**KZN436 Dr Nkosazana Dlamini Zuma - Table C2 Monthly Budget Statement - Financial Performance (functional classification) - M06 December**

Description	Ref	2024/25	Budget Year 2025/26							
		Audited Outcome	Original Budget	Adjusted Budget	Monthly Actual	YearTD Actual	YearTD Budget	YTD Variance	YTD Variance	Full Year Forecast
R thousands										
Revenue - Functional									%	
Governance and administration		245 418	248 445	248 445	6 264	105 954	124 222	(18 268)	-15%	248 445
Executive and council		-	-	-	-	-	-	-	-	-
Finance and administration		245 418	248 445	248 445	6 264	105 954	124 222	(18 268)	-15%	248 445
Internal audit		-	-	-	-	-	-	-	-	-
Community and public safety		6 512	6 753	6 753	920	3 886	3 377	509	15%	6 753
Community and social services		4 868	4 942	4 942	803	3 061	2 471	589	24%	4 942
Sport and recreation		-	-	-	-	-	-	-	-	-
Public safety		1 644	1 811	1 811	117	825	905	(81)	-9%	1 811
Housing		-	-	-	-	-	-	-	-	-
Health		-	-	-	-	-	-	-	-	-
Economic and environmental services		33 491	41 325	41 325	2 781	17 607	20 663	(3 055)	-15%	41 325
Planning and development		307	322	322	16	155	161	(6)	-4%	322
Road transport		33 184	41 003	41 003	2 765	17 452	20 502	(3 050)	-15%	41 003
Environmental protection		-	-	-	-	-	-	-	-	-
Trading services		10 181	4 861	4 861	407	2 450	2 431	19	1%	4 861
Energy sources		4 786	-	-	-	-	-	-	-	-
Water management		-	-	-	-	-	-	-	-	-
Waste water management		-	-	-	-	-	-	-	-	-
Waste management		5 395	4 861	4 861	407	2 450	2 431	19	1%	4 861
Other	4	-	-	-	-	-	-	-	-	-
Total Revenue - Functional	2	295 602	301 385	301 385	10 372	129 897	150 692	(20 796)	-14%	301 385
Expenditure - Functional										
Governance and administration		160 102	180 396	180 396	16 394	81 364	90 193	(8 829)	-10%	180 396
Executive and council		28 962	31 746	31 746	2 633	14 043	15 873	(1 830)	-12%	31 746
Finance and administration		128 413	144 732	144 786	13 439	65 758	72 388	(6 630)	-9%	144 786
Internal audit		2 727	3 919	3 865	322	1 562	1 932	(370)	-19%	3 865
Community and public safety		38 498	43 298	43 298	4 612	19 188	21 649	(2 461)	-11%	43 298
Community and social services		19 959	22 053	22 080	2 836	11 242	11 040	202	2%	22 080
Sport and recreation		173	-	-	26	98	-	98	-	-
Public safety		15 578	20 237	20 209	1 697	7 373	10 105	(2 731)	-27%	20 209
Housing		2 788	1 009	1 009	52	475	504	(29)	-6%	1 009
Health		-	-	-	-	-	-	-	-	-
Economic and environmental services		51 040	57 993	57 993	5 393	28 795	28 996	(201)	-1%	57 993
Planning and development		10 156	24 432	24 432	979	7 744	12 216	(4 472)	-37%	24 432
Road transport		40 884	33 560	33 560	4 413	21 051	16 780	4 271	25%	33 560
Environmental protection		-	-	-	-	-	-	-	-	-
Trading services		18 414	10 902	10 902	1 313	5 131	5 451	(320)	-6%	10 902
Energy sources		8 334	-	-	-	-	-	-	-	-
Water management		-	-	-	-	-	-	-	-	-
Waste water management		-	-	-	-	-	-	-	-	-
Waste management		10 079	10 902	10 902	1 313	5 131	5 451	(320)	-6%	10 902
Other		1 777	5 095	5 095	163	680	2 548	(1 868)	-73%	5 095
Total Expenditure - Functional	3	269 831	297 684	297 684	27 874	135 157	148 837	(13 680)	-9%	297 684
Surplus/ (Deficit) for the year		25 771	3 700	3 700	(17 502)	(5 261)	1 855	(7 116)	-384%	3 700

This table assesses the revenue and expenditure by function, the revenue as at the end of December 2025 is R 129.9 million and expenditure is R 135.2 million. Expenditure by functional classification presents the expenditures by the identified reportable segments. The major driver of this expenditure is the governance and administration function, due to cost of consultants and professional services.

Table C3 presents the same information as the table above, the difference being that it is by Municipal vote.

KZN436 Dr Nkosazana Dlamini Zuma - Table C3 Monthly Budget Statement - Financial Performance (revenue and expenditure by municipal vote) -

Vote Description	Ref	2024/25	Budget Year 2025/26							
		Audited Outcome	Original Budget	Adjusted Budget	Monthly Actual	YearTD Actual	YearTD Budget	YTD Variance	YTD Variance %	Full Year Forecast
R thousands										
Revenue by Vote	1									
Vote 1 - EXECUTIVE AND COUNCIL		-	-	-	-	-	-	-		-
Vote 2 - BUDGET AND TREASURY		245 749	248 386	248 386	6 356	106 439	124 193	(17 754)	-14,3%	248 386
Vote 3 - CORPORATE SERVICES		126	59	59	-	-	29	(29)	-100,0%	59
Vote 4 - COMMUNITY SERVICES		10 618	11 614	11 614	1 236	5 886	5 807	78	1,3%	11 614
Vote 5 - PUBLIC WORKS AND BASIC SERVICES		38 803	41 003	41 003	2 765	17 452	20 502	(3 050)	-14,9%	41 003
Vote 6 - PLANNING AND DEVELOPMNT		306	322	322	16	120	161	(41)	-25,6%	322
Vote 7 - [NAME OF VOTE 7]		-	-	-	-	-	-	-		-
Vote 8 - [NAME OF VOTE 8]		-	-	-	-	-	-	-		-
Vote 9 - [NAME OF VOTE 9]		-	-	-	-	-	-	-		-
Vote 10 - [NAME OF VOTE 10]		-	-	-	-	-	-	-		-
Vote 11 - [NAME OF VOTE 11]		-	-	-	-	-	-	-		-
Vote 12 - [NAME OF VOTE 12]		-	-	-	-	-	-	-		-
Vote 13 - [NAME OF VOTE 13]		-	-	-	-	-	-	-		-
Vote 14 - [NAME OF VOTE 14]		-	-	-	-	-	-	-		-
Vote 15 - [NAME OF VOTE 15]		-	-	-	-	-	-	-		-
Total Revenue by Vote	2	295 602	301 385	301 385	10 372	129 897	150 692	(20 796)	-13,8%	301 385
Expenditure by Vote	1									
Vote 1 - EXECUTIVE AND COUNCIL		31 690	35 665	35 611	2 955	15 606	17 805	(2 200)	-12,4%	35 611
Vote 2 - BUDGET AND TREASURY		87 966	94 656	94 710	8 729	44 464	47 350	(2 886)	-6,1%	94 710
Vote 3 - CORPORATE SERVICES		40 446	49 575	49 575	4 710	21 294	24 788	(3 493)	-14,1%	49 575
Vote 4 - COMMUNITY SERVICES		35 710	42 290	42 290	4 560	18 713	21 145	(2 432)	-11,5%	42 290
Vote 5 - PUBLIC WORKS AND BASIC SERVICES		63 661	56 463	56 463	6 122	31 549	28 232	3 318	11,8%	56 463
Vote 6 - PLANNING AND DEVELOPMNT		10 358	19 035	19 035	798	3 531	9 518	(5 986)	-62,9%	19 035
Vote 7 - [NAME OF VOTE 7]		-	-	-	-	-	-	-		-
Vote 8 - [NAME OF VOTE 8]		-	-	-	-	-	-	-		-
Vote 9 - [NAME OF VOTE 9]		-	-	-	-	-	-	-		-
Vote 10 - [NAME OF VOTE 10]		-	-	-	-	-	-	-		-
Vote 11 - [NAME OF VOTE 11]		-	-	-	-	-	-	-		-
Vote 12 - [NAME OF VOTE 12]		-	-	-	-	-	-	-		-
Vote 13 - [NAME OF VOTE 13]		-	-	-	-	-	-	-		-
Vote 14 - [NAME OF VOTE 14]		-	-	-	-	-	-	-		-
Vote 15 - [NAME OF VOTE 15]		-	-	-	-	-	-	-		-
Total Expenditure by Vote	2	269 831	297 684	297 684	27 874	135 157	148 837	(13 680)	-9,2%	297 684
Surplus/ (Deficit) for the year	2	25 771	3 700	3 700	(17 502)	(5 261)	1 855	(7 116)	-383,6%	3 700

Table C4 this schedule provides information on the planned revenue and operational expenditures against the actual results for the period ending 31 DECEMBER 2025.

KZN436 Dr Nkosazana Dlamini Zuma - Table C4 Monthly Budget Statement - Financial Performance (revenue and expenditure) - M06 December

Description	Ref	2024/25	Budget Year 2025/26							
		Audited Outcome	Original Budget	Adjusted Budget	Monthly Actual	YearTD Actual	YearTD Budget	YTD Variance	YTD Variance	Full Year Forecast
R thousands										
Revenue									%	
Exchange Revenue										
Service charges - Electricity		-	-	-	-	-	-	-		-
Service charges - Water		-	-	-	-	-	-	-		-
Service charges - Waste Water Management		-	-	-	-	-	-	-		-
Service charges - Waste management		4 528	4 861	4 861	407	2 450	2 431	19	1%	4 861
Sale of Goods and Rendering of Services		5 294	647	647	18	229	323	(94)	-29%	647
Agency services		605	751	751	-	195	375	(180)	-48%	751
Interest		-	-	-	-	-	-	-		-
Interest earned from Receivables		-	-	-	-	-	-	-		-
Interest earned from Current and Non Current Assets		13 672	16 732	16 732	1 319	5 290	8 366	(3 076)	-37%	16 732
Dividends		-	-	-	-	-	-	-		-
Rent on Land		-	-	-	-	-	-	-		-
Rental from Fixed Assets		1 885	2 153	2 153	111	700	1 076	(376)	-35%	2 153
Licence and permits		691	445	445	33	247	223	24	11%	445
Special rating levies		-	-	-	-	-	-	-		-
Operational Revenue		185	825	825	2	60	413	(353)	-86%	825
Non-Exchange Revenue										
Property rates		44 315	46 096	46 096	3 913	23 372	23 048	324	1%	46 096
Surcharges and Taxes		-	-	-	-	-	-	-		-
Fines, penalties and forfeits		911	2 602	2 602	97	1 296	1 301	(5)	0%	2 602
Licence and permits		-	20	20	-	-	10	(10)	-100%	20
Transfer and subsidies - Operational		179 345	179 187	179 187	990	76 927	89 593	(12 667)	-14%	179 187
Interest		9 066	8 198	8 198	836	3 173	4 099	(926)	-23%	8 198
Fuel Levy		-	-	-	-	-	-	-		-
Operational Revenue		-	-	-	-	-	-	-		-
Gains on disposal of Assets		543	-	-	-	-	-	-		-
Other Gains		2 378	-	-	-	-	-	-		-
Discontinued Operations		-	-	-	-	-	-	-		-
Total Revenue (excluding capital transfers and		263 417	262 517	262 517	7 725	113 940	131 258	-		262 517
Expenditure By Type										
Employee related costs		88 621	104 388	104 388	11 503	47 473	52 194	(4 721)	-9%	104 388
Remuneration of councillors		12 750	14 499	14 499	1 077	6 831	7 249	(418)	-6%	14 499
Bulk purchases - electricity		-	-	-	-	-	-	-		-
Inventory consumed		4 838	6 627	6 627	498	1 952	3 314	(1 361)	-41%	6 627
Debt impairment		(150)	4 746	4 746	-	(1 136)	2 373	(3 509)	-148%	4 746
Depreciation and amortisation		52 810	54 038	54 038	4 478	27 105	27 019	86	0%	54 038
Interest		2 799	1 240	1 240	173	1 099	620	479	77%	1 240
Contracted services		55 200	59 858	59 895	5 099	28 993	29 948	(955)	-3%	59 895
Transfers and subsidies		2 357	2 075	2 075	75	486	1 037	(551)	-53%	2 075
Irrecoverable debts written off		2 566	3 900	3 900	-	533	1 950	(1 417)	-73%	3 900
Operational costs		48 039	46 314	46 277	4 971	21 821	23 133	(1 312)	-6%	46 277
Losses on Disposal of Assets		-	-	-	-	-	-	-		-
Other Losses		-	-	-	-	-	-	-		-
Total Expenditure		269 831	297 684	297 684	27 874	135 157	148 837	(13 680)	-9%	297 684
Surplus/(Deficit)		(6 414)	(35 168)	(35 168)	(20 149)	(21 218)	(17 579)	13 680	(0)	(35 168)
Transfers and subsidies - capital (monetary allocations)		32 185	38 868	38 868	2 647	15 957	19 434	(3 477)	(0)	38 868
Transfers and subsidies - capital (in-kind)		-	-	-	-	-	-	-		-
Surplus/(Deficit) after capital transfers & contributions		25 771	3 700	3 700	(17 502)	(5 261)	1 855			3 700
Income Tax		-	-	-	-	-	-	-		-
Surplus/(Deficit) after income tax		25 771	3 700	3 700	(17 502)	(5 261)	1 855			3 700
Share of Surplus/Deficit attributable to Joint Venture		-	-	-	-	-	-			-
Share of Surplus/Deficit attributable to Minorities		-	-	-	-	-	-			-
Surplus/(Deficit) attributable to municipality		25 771	3 700	3 700	(17 502)	(5 261)	1 855			3 700
Share of Surplus/Deficit attributable to Associate		-	-	-	-	-	-			-
Intercompany/Parent subsidiary transactions		-	-	-	-	-	-			-
Surplus/ (Deficit) for the year		25 771	3 700	3 700	(17 502)	(5 261)	1 855			3 700

In terms of Table C4 as at 31 December 2025 Budget & Performance, the actual billed and/or collected to date is R 113.9 million inclusive of operational transfers and subsidies against YTD budget R 131.3 million, this reflects an under performance against period target. The operating expenditure budget as at 31 December 2025 is R 148.8 million against a YTD Actual of R 135.2 million and that is reflecting a variance of -9%, this indicates an under-spending for the period budget. The operating deficit for the period is R5.3 million after Capital transfers and contributions.

4.4 CAPITAL EXPENDITURE – 31 DECEMBER 2025

Table C5 below reports on the capital expenditures by departments (municipal vote) and by standard classification. The bottom part of the schedule looks at the funding sources of the capital projects. The Capital expenditure report shown in attached C Schedule Table C5 has been prepared on the basis of the format required to be lodged electronically with National Treasury and is categorised by municipal vote. The summary report indicates the following:

KZN436 Dr Nkosazana Dlamini Zuma - Table C5 Monthly Budget Statement - Capital Expenditure (municipal vote, functional classification and funding) - M06 December

Vote Description	Ref	2024/25	Budget Year 2025/26							
		Audited Outcome	Original Budget	Adjusted Budget	Monthly Actual	YearTD Actual	YearTD Budget	YTD Variance	YTD Variance %	Full Year Forecast
R thousands	1									
Multi-Year expenditure appropriation	2									
Vote 1 - EXECUTIVE AND COUNCIL		–	–	–	–	–	–	–	–	–
Vote 2 - BUDGET AND TREASURY		–	100	100	–	–	50	(50)	-100%	100
Vote 3 - CORPORATE SERVICES		–	120	120	–	–	60	(60)	-100%	120
Vote 4 - COMMUNITY SERVICES		2 406	3 360	3 360	44	44	1 680	(1 636)	-97%	3 360
Vote 5 - PUBLIC WORKS AND BASIC SERVICES		166	41 151	41 151	3 323	16 781	20 576	(3 794)	-18%	41 151
Vote 6 - PLANNING AND DEVELOPMENT		–	–	–	–	–	–	–	–	–
Vote 7 - [NAME OF VOTE 7]		–	–	–	–	–	–	–	–	–
Vote 8 - [NAME OF VOTE 8]		–	–	–	–	–	–	–	–	–
Vote 9 - [NAME OF VOTE 9]		–	–	–	–	–	–	–	–	–
Vote 10 - [NAME OF VOTE 10]		–	–	–	–	–	–	–	–	–
Vote 11 - [NAME OF VOTE 11]		–	–	–	–	–	–	–	–	–
Vote 12 - [NAME OF VOTE 12]		–	–	–	–	–	–	–	–	–
Vote 13 - [NAME OF VOTE 13]		–	–	–	–	–	–	–	–	–
Vote 14 - [NAME OF VOTE 14]		–	–	–	–	–	–	–	–	–
Vote 15 - [NAME OF VOTE 15]		–	–	–	–	–	–	–	–	–
Total Capital Multi-year expenditure	4,7	2 571	44 731	44 731	3 367	16 825	22 365	(5 541)	-25%	44 731
Single Year expenditure appropriation	2									
Vote 1 - EXECUTIVE AND COUNCIL		114	231	231	40	149	116	34	29%	231
Vote 2 - BUDGET AND TREASURY		57 411	1 721	1 721	–	671	861	(190)	-22%	1 721
Vote 3 - CORPORATE SERVICES		2 261	2 562	2 562	–	669	1 281	(612)	-48%	2 562
Vote 4 - COMMUNITY SERVICES		6 205	6 798	6 798	–	309	3 399	(3 090)	-91%	6 798
Vote 5 - PUBLIC WORKS AND BASIC SERVICES		4 900	6 384	6 384	1 442	3 970	3 192	778	24%	6 384
Vote 6 - PLANNING AND DEVELOPMENT		634	405	405	–	146	202	(57)	-28%	405
Vote 7 - [NAME OF VOTE 7]		–	–	–	–	–	–	–	–	–
Vote 8 - [NAME OF VOTE 8]		–	–	–	–	–	–	–	–	–
Vote 9 - [NAME OF VOTE 9]		–	–	–	–	–	–	–	–	–
Vote 10 - [NAME OF VOTE 10]		–	–	–	–	–	–	–	–	–
Vote 11 - [NAME OF VOTE 11]		–	–	–	–	–	–	–	–	–
Vote 12 - [NAME OF VOTE 12]		–	–	–	–	–	–	–	–	–
Vote 13 - [NAME OF VOTE 13]		–	–	–	–	–	–	–	–	–
Vote 14 - [NAME OF VOTE 14]		–	–	–	–	–	–	–	–	–
Vote 15 - [NAME OF VOTE 15]		–	–	–	–	–	–	–	–	–
Total Capital single-year expenditure	4	71 525	18 102	18 102	1 482	5 913	9 051	(3 137)	-35%	18 102
Total Capital Expenditure	3	74 096	62 833	62 833	4 849	22 738	31 416	(8 678)	-28%	62 833
Capital Expenditure - Functional Classification										
Governance and administration		60 586	4 734	4 734	40	1 489	2 367	(878)	-37%	4 734
Executive and council		114	231	231	40	149	116	34	29%	231
Finance and administration		60 471	4 503	4 503	–	1 340	2 252	(912)	-40%	4 503
Internal audit		–	–	–	–	–	–	–	–	–
Community and public safety		8 623	10 495	10 495	44	568	5 247	(4 679)	-89%	10 495
Community and social services		5 876	4 717	4 717	44	293	2 358	(2 065)	-88%	4 717
Sport and recreation		–	–	–	–	–	–	–	–	–
Public safety		2 747	5 778	5 778	–	275	2 889	(2 614)	-90%	5 778
Housing		–	–	–	–	–	–	–	–	–
Health		–	–	–	–	–	–	–	–	–
Economic and environmental services		4 792	42 403	42 403	3 840	18 609	21 202	(2 592)	-12%	42 403
Planning and development		1 167	34 363	34 504	2 281	16 124	17 252	(1 128)	-7%	34 504
Road transport		3 625	8 040	7 899	1 559	2 485	3 950	(1 464)	-37%	7 899
Environmental protection		–	–	–	–	–	–	–	–	–
Trading services		96	900	900	–	–	450	(450)	-100%	900
Energy sources		–	–	–	–	–	–	–	–	–
Water management		–	–	–	–	–	–	–	–	–
Waste water management		–	800	800	–	–	400	(400)	-100%	800
Waste management		96	100	100	–	–	50	(50)	-100%	100
Other		–	4 300	4 300	926	2 071	2 150	(79)	-4%	4 300
Total Capital Expenditure - Functional Classification	3	74 096	62 833	62 833	4 849	22 738	31 416	(8 678)	-28%	62 833
Funded by:										
National Government		54	33 798	33 798	2 301	14 533	16 899	(2 366)	-14%	33 798
Provincial Government		–	–	–	–	–	–	–	–	–
District Municipality		–	–	–	–	–	–	–	–	–
Transfers and subsidies - capital (monetary allocations) (Nat/ Prov Departm Agencies, Households, Non-profit Institutions, Private Enterprises, Public Corporations, Higher Educ Institutions)		–	–	–	–	–	–	–	–	–
Transfers recognised - capital		54	33 798	33 798	2 301	14 533	16 899	(2 366)	-14%	33 798
Borrowing	6	–	–	–	–	–	–	–	–	–
Internally generated funds		18 635	29 034	29 034	2 548	8 205	14 517	(6 312)	-43%	29 034
Total Capital Funding	7	18 689	62 833	62 833	4 849	22 738	31 416	(8 678)	-28%	62 833

Capital Expenditure by Funding Source – 31 December 2025

Appendix C for December 2025 Capital Project for 2025/2026					
Item Description	Original Budget 2025/2026	Amended Budget 2025/2026	Actual spent 31 December 2025	YTD Spent 31 December 2025	% Spent YTD
TOTAL INTERNAL FUNDED	29 034 372	29 034 372	2 547 642	8 205 233	28%
		-		-36 295	
TOTAL MIG GRANT	33 798 261	33 798 261	2 301 347	14 533 074	43%
TOTAL CAPITAL EXPENDITURE	62 832 633	62 832 633	4 848 989	22 738 307	36%

Table A above presents similar information as table C5

The capital expenditure original budget for the 2025/26 financial year is R 62.8 million this figure comprises of MIG R 33.8 million excluding VAT and Internal Funding of R 29 million; these capital expenditure projects reflect a total expenditure of R 4.8 million for the period ended 31 December 2025. The municipality anticipates spending 100% of the total grant capital budget as at the end of the financial year.

The municipality does not have delays arising from, poor performance on emerging contractors no appeals are in-process and no work stoppages.

4.5 **MATERIAL VARIANCES – REVENUE AND EXPENDITURE – 31 DECEMBER 2025**

The reasons for the variances will be discussed with reference to Table C4 of the Budget Statement Table, and is explained as follows

Exchange revenue:	Percentage	Variance explanation
Agency services	-48%	Remittance advice from the department of transport not yet received but will be allocated in the period it is received.
Interest earned – External Investments	-37%	Interest earned varies according to investments period, interest rates and pronouncements by the Monetary Policy Committee. Furthermore, these Include interest that are yet to mature.
Rental of facilities and equipment	-35%	This item is a demand driven revenue from ad-hoc rentals was above expectation.
Licence and permits	11%	This item is a demand driven revenue from ad-hoc based-on learner licence application and taxi permit.
Non-Exchange Revenue:		Variance explanation
Licence and permits	-100%	Remittance advice from the department of transport not yet received but will be allocated in the period it is received.
Interest earned – Outstanding Debtors	-23%	Low collection rates based on the system challenges the municipality has been facing. Furthermore, the application of prudent budgeting principles.
Expenditure		
Debts impairment and gains	-148%	The assessment of outstanding debts will be finalised during the annual financial statement preparation process for 2025/26. In addition, proceeds from

		the recent auction have been allocated incorrectly, which will be reviewed and corrected as part of the mid-year budget adjustment processes
Inventory Consumed	-41%	Procurement contract in place, orders being issued and yet to be fulfilled.
Transfers and Subsidies	-53%	This item is demand driven and depends on the number of people who purchase Free Basic Electricity.
Irrecoverable debts written off	-73%	This item depends on the number of people that apply successfully for debt to be written off. Furthermore, the provision adjustment is a year-end activity.
Operational costs	-6%	Cost containment measures enforcement, Q1 remain a procurement affected months while service providers are being secured.

PART 2 – DETAILED FINANCIAL INFORMATION

4.6 DEBTORS ANALYSIS – 31 DECEMBER 2025

- The total debtors' book for the municipality stood at R135 053 072.24 as at 31 December 2025. This reflects an increase of 1.14% compared to the previous month, indicating that while collection efforts are ongoing, new debt continues to accumulate.

REPORT ON INDIGENT MANAGEMENT AS AT 31 DECEMBER 2025

- For the month of December 2025, the municipality supported 736 registered indigent households, with an amount of R92 862.74 disbursed toward Free Basic Electricity (FBE). The effective implementation of the indigent support policy remains a key instrument in providing relief to the most vulnerable and ensuring equitable access to basic services.

REPORT ON TRAFFIC FINES AS AT 31 DECEMBER 2025

Traffic fine collections continue to present a challenge, although efforts to improve recovery rates are ongoing. For December 2025:

- The total value of notices issued remains significant, but the traffic fines collection rate has improved modestly, now standing at 8.4%, reflecting positive outcomes from the revised enforcement and collection strategies recently introduced.
- The phased in introduction of Administrative Adjudication of Road Traffic Offences Act (AARTO) presents threat to municipal traffic fine revenue line and impairs the collectability of existing traffics fines.

REPORT ON ANIMAL POUNDS AS AT 31 DECEMBER 2025

During the reporting period, the Municipality continued to operate animal pounds in both Himeville and Creighton. Captured and impounded livestock statistics were systematically recorded and monitored. These pound services play a critical role in managing stray livestock, promoting road and public safety, and supporting compliance with municipal by-laws.

CREDITORS AGE ANALYSIS

The municipality has R 2 410 610.71 creditors as at the end of the period, these creditors relate to goods and services received in the month of December 2025 period and whose payment period has not lapsed. As the municipality makes an extra effort that creditors are paid within 30 days as per MFMA.

4.7 ANALYSIS OF CASH & INVESTMENTS – 31 DECEMBER 2025

NAME OF INSTITUTION	CLOSING BALANCE BANK STATEMENT
FNB	48,364,616.58
NED Bank	28,495,835.93
Standard Bank	43,412,227.10
Absa Business Bank	53,632,976.55
Total Investments	173,905,656.16
FNB Primary Accounts	4,549,203.47
Cash And Cash Equivalent	178,454,859.63

Total interest earned to date is 5,290,185.55

4.9 CONDITIONAL GRANTS – 31 DECEMBER 2025

Grants Funded Capital

- The MIG allocation for the 2025/26 financial year was R 38.9 million as per DORA. In the month of December 2025, the grant reflects R 15,956,888.49 spending as at the end of December 2025.

DR NKOSAZANA DLAMINI-ZUMA LOCAL MUNICIPALITY						
GRANTS SUMMARY DECEMBER 2025						
GRANT NAME	ITEM ACCOUNT	ORIGINAL BUDGET 2025/2026	APPROVED ROLLOVER BY NATIONAL TREASURY	TOTAL RECEIVED 31 DECEMBER 2025	TOTAL SPENT 31 DECEMBER 2025	TOTAL UNSPENT 31 DECEMBER 2025
NATIONAL TREASURY GRANTS						
MIG	IL00100601100200000000	38 868 000,00		28 000 000,00	15 956 888,49	12 043 111,51
FMG	IL00100601100200000000	2 000 000,00		2 000 000,00	1 488 221,59	511 778,41
EPWP	IL00100600400100100200	2 135 000,00		1 495 000,00	1 770 849,88	- 275 849,88
SUB-TOTAL		43 003 000,00	-	31 495 000,00	19 215 959,96	12 279 040,04
KZN PROVINCIAL GRANTS						
LIBRARY SERVICE OPERATIONAL GRANT	IL00100600400100100200	4 933 000,00		4 887 000,00	3 060 649,99	1 826 350,01
CLEANEST MUNICIPALITY COMPETITION	30311070251	-	400 000,00	-	-	400 000,00
GREENEST AND SMART MUNICIPALITY		-	132 869,86	-	-	132 869,86
SUB-TOTAL		4 933 000,00	532 869,86	4 887 000,00	3 060 649,99	2 359 219,87
TOTAL GRANTS		47 936 000,00	532 869,86	36 382 000,00	22 276 609,95	14 638 259,91

The total conditional grants allocation for the 2025/26 financial year is R 47.9 million. As at the end of 31 December 2025, the grants reflect R 22.3 million expenditure and R 36.4 million received to date.

4.10 COUNCILLOR AND STAFF BENEFITS (SEC 66) – 31 DECEMBER 2025

Table SC8 presents the expenditure of councillor and staff benefits at 31 December 2025

The table SC8 below for monthly budget statement Councillor and staff Benefit shows the detailed spending of staff salaries and wages and Councillor's remuneration.

Section 66 of the MFMA requires that the accounting officer of a municipality must report to Council in a prescribed format all expenditure incurred by the municipality on staff salaries, wages and benefits in a manner that discloses expenditure per type such as salaries contributions for pensions etc.

As at the end of the period 31 December 2025, 47% of the councillor's remuneration budget was spent and 45% spent against employee related costs budget.

KZN436 Dr Nkosazana Dlamini Zuma - Supporting Table SC8 Monthly Budget Statement - councillor and staff benefits - M06 December

Summary of Employee and Councillor remuneration	Ref	2024/25	Budget Year 2025/26							
		Audited Outcome	Original Budget	Adjusted Budget	Monthly Actual	YearTD Actual	YearTD Budget	YTD Variance	YTD Variance %	Full Year Forecast
R thousands		A	B	C						D
Councillors (Political Office Bearers plus Other)										
Basic Salaries and Wages		9 432	10 861	10 861	795	5 148	5 431	(282)	-5%	10 861
Pension and UIF Contributions		1 198	1 265	1 265	106	642	633	10	2%	1 265
Medical Aid Contributions		-	-	-	-	-	-	-	-	-
Motor Vehicle Allowance		795	949	949	66	397	474	(77)	-16%	949
Cellphone Allowance		1 326	1 424	1 424	110	643	712	(69)	-10%	1 424
Housing Allowances		-	-	-	-	-	-	-	-	-
Other benefits and allowances		-	-	-	-	-	-	-	-	-
Sub Total - Councillors		12 750	14 499	14 499	1 077	6 831	7 249	(418)	-6%	14 499
% increase	4		13,7%	13,7%						13,7%
Senior Managers of the Municipality	3									
Basic Salaries and Wages		5 438	5 909	5 909	383	2 578	2 954	(377)	-13%	5 909
Pension and UIF Contributions		265	204	204	24	141	102	39	39%	204
Medical Aid Contributions		43	95	95	3	15	48	(32)	-68%	95
Overtime		-	-	-	-	-	-	-	-	-
Performance Bonus		54	581	581	58	58	290	(232)	-80%	581
Motor Vehicle Allowance		557	617	617	46	278	309	(30)	-10%	617
Cellphone Allowance		-	-	-	-	-	-	-	-	-
Housing Allowances		-	-	-	2	11	-	11	-	-
Other benefits and allowances		62	106	106	0	37	53	(16)	-31%	106
Sub Total - Senior Managers of Municipality		6 418	7 512	7 512	516	3 119	3 756	(638)	-17%	7 512
% increase	4		17,0%	17,0%						17,0%
Other Municipal Staff										
Basic Salaries and Wages		57 728	67 296	67 296	4 863	29 774	33 648	(3 874)	-12%	67 296
Pension and UIF Contributions		9 668	11 864	11 864	829	5 017	5 932	(915)	-15%	11 864
Medical Aid Contributions		4 855	4 563	4 563	343	2 047	2 282	(234)	-10%	4 563
Overtime		3 134	4 919	4 919	135	1 453	2 459	(1 006)	-41%	4 919
Performance Bonus		1 705	1 965	1 965	1 658	1 679	983	696	71%	1 965
Housing Allowances		207	520	520	18	107	260	(153)	-59%	520
Other benefits and allowances		3 620	4 328	4 328	2 997	3 301	2 164	1 137	53%	4 328
Payments in lieu of leave		-	-	-	-	-	-	-	-	-
Long service awards		79	421	421	136	792	210	582	276%	421
Post-retirement benefit obligations		1 207	1 000	1 000	9	185	500	(315)	-63%	1 000
Sub Total - Other Municipal Staff		82 202	96 876	96 876	10 987	44 355	48 438	(4 083)	-8%	96 876
% increase	4		17,9%	17,9%						17,9%
Total Parent Municipality		101 371	118 887	118 887	12 580	54 304	59 443	(5 139)	-9%	118 887
Unpaid salary, allowances & benefits in arrears:										
Total Municipal Entities		-	-	-	-	-	-	-	-	-
TOTAL SALARY, ALLOWANCES & BENEFITS		101 371	118 887	118 887	12 580	54 304	59 443	(5 139)	-9%	118 887
% increase	4		17,3%	17,3%						17,3%
TOTAL MANAGERS AND STAFF		88 621	104 388	104 388	11 503	47 473	52 194	(4 721)	-9%	104 388

4.11 OTHER SUPPORTING DOCUMENTS

Capital Expenditure Trend as at 31 December 2025

KZN436 Dr Nkosazana Dlamini Zuma - Supporting Table SC12 Monthly Budget Statement - capital expenditure trend - M06 December

Month	2024/25	Budget Year 2025/26							
	Audited Outcome	Original Budget	Adjusted Budget	Monthly Actual	YearTD Actual	YearTD Budget	YTD Variance	YTD Variance %	% spend of Original Budget
R thousands									
Monthly expenditure performance trend									
July	266	5 236	5 236	322	322	5 236	4 914	93,8%	1%
August	4 172	5 236	5 236	2 881	3 203	10 472	7 269	69,4%	5%
September	7 427	5 236	5 236	2 450	5 654	15 708	10 054	64,0%	9%
October	5 837	5 236	5 236	5 940	11 594	20 944	9 350	44,6%	18%
November	6 442	5 236	5 236	6 295	17 889	26 180	8 291	31,7%	28%
December	6 986	5 236	5 236	4 849	22 738	31 416	8 678	27,6%	36%
January	3 225	5 236	5 236	-	22 738	36 652	13 914	38,0%	36%
February	4 627	5 236	5 236	-	22 738	41 888	19 150	45,7%	36%
March	13 539	5 236	5 236	-	22 738	47 124	24 386	51,7%	36%
April	5 059	5 236	5 236	-	22 738	52 360	29 622	56,6%	36%
May	5 910	5 236	5 236	-	22 738	57 596	34 858	60,5%	36%
June	10 606	5 236	5 236	-	22 738	62 833	40 094	63,8%	36%
Total Capital expenditure	74 096	62 833	62 833	22 738					

Capital Expenditure on New Assets by Asset Class –31 December 2025

KZN436 Dr Nkosazana Dlamini Zuma - Supporting Table SC13a Monthly Budget Statement - capital expenditure on new assets by asset class -

Description		Ref	2024/25	Budget Year 2025/26								
			Audited Outcome	Original Budget	Adjusted Budget	Monthly Actual	YearTD Actual	YearTD Budget	YTD Variance	YTD Variance %	Full Year Forecast	
R thousands			1									
Capital expenditure on new assets by Asset Class/Sub-class												
Infrastructure				–	7 640	7 217	214	687	3 609	(2 922)	-81,0%	7 217
Roads Infrastructure				–	7 640	7 217	214	687	3 609	(2 922)	-81,0%	7 217
Roads				–	5 925	5 714	214	435	2 857	(2 422)	-84,8%	5 714
Road Structures				–	1 215	1 003	–	252	502	(250)	-49,8%	1 003
Road Furniture				–	500	500	–	–	250	(250)	-100,0%	500
Community Assets				38	21 441	21 236	3 110	13 302	10 618	2 684	25,3%	21 236
Community Facilities				38	21 418	21 214	3 110	13 302	10 607	2 695	25,4%	21 214
Halls				–	11 418	11 214	1 764	8 430	5 607	2 823	50,3%	11 214
Centres				–	–	–	–	–	–	–	–	–
Crèches				–	4 403	4 403	420	2 800	2 201	599	27,2%	4 403
Testing Stations				–	400	400	–	–	200	(200)	-100,0%	400
Libraries				38	–	–	–	–	–	–	–	–
Public Open Space				–	300	300	–	–	150	(150)	-100,0%	300
Nature Reserves				–	–	–	–	–	–	–	–	–
Public Ablution Facilities				–	237	237	–	–	119	(119)	-100,0%	237
Markets				–	4 000	4 000	926	2 071	2 000	71	3,6%	4 000
Taxi Ranks/Bus Terminals				–	560	560	–	–	280	(280)	-100,0%	560
Capital Spares				–	100	100	–	–	50	(50)	-100,0%	100
Sport and Recreation Facilities				–	22	22	–	–	11	(11)	-100,0%	22
Indoor Facilities				–	–	–	–	–	–	–	–	–
Outdoor Facilities				–	22	22	–	–	11	(11)	-100,0%	22
Capital Spares				–	–	–	–	–	–	–	–	–
Other assets				2 371	1 907	1 907	–	–	954	(954)	-100,0%	1 907
Operational Buildings				2 371	1 907	1 907	–	–	954	(954)	-100,0%	1 907
Municipal Offices				2 100	1 907	1 907	–	–	954	(954)	-100,0%	1 907
Capital Spares				271	–	–	–	–	–	–	–	–
Housing				–	–	–	–	–	–	–	–	–
Intangible Assets				1 626	1 105	1 105	–	432	552	(120)	-21,7%	1 105
Servitudes				–	–	–	–	–	–	–	–	–
Licences and Rights				1 626	1 105	1 105	–	432	552	(120)	-21,7%	1 105
Computer Software and Applications				1 529	945	945	–	432	472	(40)	-8,5%	945
Load Settlement Software Applications				–	–	–	–	–	–	–	–	–
Unspecified				98	160	160	–	–	80	(80)	-100,0%	160
Computer Equipment				1 806	1 332	1 332	123	191	666	(475)	-71,3%	1 332
Computer Equipment				1 806	1 332	1 332	123	191	666	(475)	-71,3%	1 332
Furniture and Office Equipment				1 430	2 642	2 642	14	687	1 321	(634)	-48,0%	2 642
Furniture and Office Equipment				1 430	2 642	2 642	14	687	1 321	(634)	-48,0%	2 642
Machinery and Equipment				1 045	2 818	3 100	–	728	1 550	(822)	-53,0%	3 100
Machinery and Equipment				1 045	2 818	3 100	–	728	1 550	(822)	-53,0%	3 100
Transport Assets				10 266	4 785	4 785	1 345	2 016	2 393	(376)	-15,7%	4 785
Transport Assets				10 266	4 785	4 785	1 345	2 016	2 393	(376)	-15,7%	4 785
Zoological plants and animals				–	–	–	–	–	–	–	–	–
Total Capital Expenditure on new assets			1	18 583	43 670	43 325	4 805	18 044	21 663	3 619	16,7%	43 325

Capital Expenditure on Renewal of Existing Assets by Asset Class – 31 December 2025

KZN436 Dr Nkosazana Dlamini Zuma - Supporting Table SC13b Monthly Budget Statement - capital expenditure on renewal of existing assets by asset										
Description	Ref	2024/25	Budget Year 2025/26							
		Audited Outcome	Original Budget	Adjusted Budget	Monthly Actual	YearTD Actual	YearTD Budget	YTD Variance	YTD Variance %	Full Year Forecast
R thousands	1									
Capital expenditure on renewal of existing assets by Asset Class/Sub-class										
Infrastructure		-	2 800	2 518	-	1 859	1 259	600	47,6%	2 518
Roads Infrastructure		-	2 800	2 518	-	1 859	1 259	600	47,6%	2 518
Roads		-	2 800	2 518	-	1 859	1 259	600	47,6%	2 518
Total Capital Expenditure on renewal of existing assets	1	-	2 800	2 518	-	1 859	1 259	(600)	-47,6%	2 518

Capital expenditure on upgrading of existing assets by asset class – 31 December 2025

KZN436 Dr Nkosazana Dlamini Zuma - Supporting Table SC13e Monthly Budget Statement - capital expenditure on upgrading of existing assets

Description	Ref	2024/25	Budget Year 2025/26							
		Audited Outcome	Original Budget	Adjusted Budget	Monthly Actual	YearTD Actual	YearTD Budget	YTD Variance	YTD Variance %	Full Year Forecast
R thousands	1									
Capital expenditure on upgrading of existing assets by Asset Class/Sub-class										
Infrastructure		(12)	9 193	9 820	-	2 582	4 910	(2 328)	-47,4%	9 820
Roads Infrastructure		(12)	9 193	9 820	-	2 582	4 910	(2 328)	-47,4%	9 820
Roads		(12)	9 193	9 820	-	2 582	4 910	(2 328)	-47,4%	9 820
Community Assets		55 525	5 917	5 917	-	210	2 959	(2 749)	-92,9%	5 917
Community Facilities		-	700	700	-	-	350	(350)	-100,0%	700
Cemeteries/Crematoria		-	500	500	-	-	250	(250)	-100,0%	500
Public Open Space		-	200	200	-	-	100	(100)	-100,0%	200
Sport and Recreation Facilities		55 525	5 217	5 217	-	210	2 609	(2 399)	-92,0%	5 217
Indoor Facilities		-	-	-	-	-	-	-	-	-
Outdoor Facilities		55 525	5 217	5 217	-	210	2 609	(2 399)	-92,0%	5 217
Capital Spares		-	-	-	-	-	-	-	-	-
Other assets		-	200	200	-	-	100	(100)	-100,0%	200
Operational Buildings		-	200	200	-	-	100	(100)	-100,0%	200
Municipal Offices		-	200	200	-	-	100	(100)	-100,0%	200
Furniture and Office Equipment		-	492	492	-	-	246	(246)	-100,0%	492
Furniture and Office Equipment		-	492	492	-	-	246	(246)	-100,0%	492
Transport Assets		-	560	560	44	44	280	(236)	-84,4%	560
Transport Assets		-	560	560	44	44	280	(236)	-84,4%	560
Total Capital Expenditure on upgrading of existing assets	1	55 513	16 362	16 989	44	2 836	8 495	5 658	66,6%	16 989

4.12 CAPITAL EXPENDITURE VARIANCES – 31 DECEMBER 2025

<u>Project Name</u>	<u>Variance Explanation</u>
Construction of Glenmaize Community Hall	The project is practical complete.
Construction of Phosana Community Hall	Project is under construction and is 59% complete. Currently busy with installation of roof.
Construction Ekupholeni Creche	The project is under construction and is 60% complete. Currently busy with roofing, electricity tubing and internal wall plaster
Magoso Access road	Project is now complete
Nomandlovu Access road	Project is now complete
Magwababeni/Mampondweni Access road.	Project is now complete
Creighton Sport Center phase 2	The project is complete. Closeout report was received
Mafohla Community Hall	The project is complete and defect on site were rectified. The municipality is waiting for a close out report from the consultant.
Underberg Asphalt Road Phase 4	The project is practical complete and under the defect liability period.
Maguzwana Sport fields	The project is practical complete, currently under defect liability period.
Thonsini Hall and Creche	The project is practical complete
Khubeni Creche	The project is practical complete and under the defect liability period.
Zwelisha creche	The project is practical complete under defect liability period.
Siyathuthuka creche	The project is practical complete under defect liability period.
Bulwer Asphalt phase 8 Section 3	Project is practical complete.

Amakhuze/Cabazi phase 7	Project is practical complete
Lamington to Greater Stepmore 5.3 km MV line	Project is practical complete busy with snags
Greater Khukhulela/Nomagaga phase 7	Project is practical complete busy with snags
Greater Ngwagwane Phase 7	Project is practical complete busy with snags
Greater Nkwezela Phase 7	Project is practical complete busy with snags
Greater Nkumba/Magwaneni Phase 7	Project is practical complete busy with snags
Upgrading of himeville township asphalts road	The project is practical complete
Bus Shelters	The project is practical complete
Ntwasahlobo to Ridge pedestrian bridge	Project is at a tender adjudication stage for the appointment of the suitable service provider (Contractor)
Ndlangisa pedestrian bridge	Contractor is on site busy with establishment site clearance.
Gobhogobho pedestrian bridge	Project is at a tender adjudication stage for the appointment of the suitable service provider (Contractor)
Half my right pedestrian bridge	Project is at a tender adjudication stage for the appointment of the suitable service provider (Contractor)
Centocow phase 3	Project is practical complete and is under defect liability period
Storm Water installation	Project is at tender adjudication stage for issuing of order numbers to service provider.
Creighton Storeroom	The project is practical complete
Bulwer Town Upgrade Phase 2	Construction in progress only portion of sidewalks where the contractor waiting for removal of illegal containers placed by local traders and procurement of markets stalls. That process will take place after finalisation of final designs to cater for new submission/ proposal from beneficiaries and LED unit, PWBS Depart. to have a meeting with LED unit and project stakeholder.

The detailed report for Capital Projects is attached as Appendix C (1) and detailed material variances on capital expenditure is attached as an annexure in the report.

4.13 Monthly Budget Statements

4.14 Quality Certificate

Appendix B

Adjusted Operating Revenue and Expenditure for December 2025

Item Description	Original Budget 2025/2026	Month Budget	Month Actual Received/ Paid 31 December 2025	YTD actual Received/ paid 31 December 2025	YTD Budget	% Spend/ Received 31 December 2025	% Spend /Received YTD to date
Property Rates	46 095 575	3 841 298	3 913 165	23 371 878	23 047 788	102%	51%
Service charges	4 861 014	405 085	407 049	2 449 796	2 430 507	100%	50%
Rent of facilities and equipment	2 152 829	179 402	111 494	699 940	1 076 415	62%	33%
Court Fines	602 728	50 227	91 350	450 850	301 364	182%	75%
Pound Fees	1 999 732	166 644	5 285	845 583	999 866	3%	42%
Licences and Permit	20 129	1 677	-	-	10 065	5446%	0%
Learner Licence Application	383 381	31 948	25 262	178 530	191 691	79%	47%
Lincences and Permits - Market Porters	7 621	635	7 452	68 332	3 811	1173%	897%
Road and Transport:Taxi Rank	54 176	4 515	-	-	27 088	0%	0%
Agency services - Vehicle Registration	750 548	62 546	-	195 497	375 274	0%	26%
Interest received	16 731 673	1 394 306	1 318 748	5 290 186	8 365 837	95%	32%
Rates & Refuse Penalties - Interest	8 198 064	683 172	836 050	3 173 392	4 099 032	122%	39%
Government grants and subsidies	218 055 000	18 171 250	60 342 263	149 589 760	109 027 500	332%	69%
Sale of Goods and Rendering of Services	646 635	53 886	17 940	228 959	323 318	33%	35%
Operational Revenue	825 424	68 785	1 827	59 824	412 712	3%	7%
					-		
TOTAL REVENUE	301 384 529	25 115 377	67 077 887	186 602 526	150 692 265	267%	62%
Employee related costs	104 388 029	8 699 002	11 503 384	47 473 058	52 194 014,50	132%	45%
Remuneration of councillors	14 498 746	1 208 229	1 076 914	6 831 151	7 249 373,00	89%	47%
Inventory consumed	6 627 284	552 274	498 293	1 952 320	3 313 642,00	90%	29%
Depreciation	54 037 687	4 503 141	4 477 575	27 104 896	27 018 843,50	99%	50%
Finance costs	1 240 000	103 333	172 569	1 098 796	620 000,00	167%	89%
Repairs and Maintenance	16 535 219	1 377 935	2 504 686	10 367 184	10 367 184,38	182%	63%
Contracted services	43 322 626	3 610 219	2 594 331	18 625 810	21 661 313,00	69%	43%
Transfers and Subsidies	2 075 000	172 917	75 142	486 330	1 037 500,00	43%	23%
Irrecoverable debt written off	3 899 844	324 987	-	532 807	1 949 922,00	23%	12%
Debt impairment	4 745 911	395 493	-	-1 135 910	2 372 955,50	0%	-24%
General expenses	46 314 021	3 859 502	4 971 096	21 821 038	23 157 010,50	129%	47%
TOTAL EXPENDITURE	297 684 367	24 807 031	27 873 990	135 157 482	150 941 758	112%	45%
Net Surplus (Deficit)	3 700 162	308 347	39 203 896	51 445 045	-249 494	155%	17%

Appendix D December 2025

ALLOCATIONS RECEIVED FOR THE FINANCIAL YEAR 2025/2026

NAME OF GRANT	ORIGINAL BUDGET 2025/2026	ACTUAL RECEIVED 31 DECEMBER 2025	YTD RECEIVED 31 DECEMBER 2025	%RECEIVED
Community Library Service Grant	1 719 000	-	1 673 000	97%
Municipal Finance Management Grant	2 000 000	-	2 000 000	100%
Expanded Public Works Programme	2 135 000	-	1 495 000	70%
Provincialisation of Libraries Grant	3 214 000	-	3 214 000	100%
Capital:Municipal Infrastructure Grant	38 868 000	10 000 000	18 000 000	46%
Equitable Share	170 119 000	56 706 000	127 589 000	75%
TOTAL	218 055 000	66 706 000	153 971 000	71%

Appendix B

Operating Revenue and Expenditure for December 2025

Item Description	Original Budget 2025/2026	Month Budget	Month Actual Received/ Paid 31 December 2025	YTD actual Received/ paid 31 December 2025	YTD Budget	% Spend/ Received 31 December 2025	% Spend /Received YTD to date
Property Rates	46 095 575	3 841 298	3 913 165	23 371 878	23 047 788	102%	51%
Service charges	4 861 014	405 085	407 049	2 449 796	2 430 507	100%	50%
Rent of facilities and equipment	2 152 829	179 402	111 494	699 940	1 076 415	62%	33%
Court Fines	602 728	50 227	91 350	450 850	301 364	182%	75%
Pound Fees	1 999 732	166 644	5 285	845 583	999 866	3%	42%
Licences and Permit	20 129	1 677	-	-	10 065	5446%	0%
Learner Licence Application	383 381	31 948	25 262	178 530	191 691	79%	47%
Lincences and Permits - Market F	7 621	635	7 452	68 332	3 811	1173%	897%
Road and Transport:Taxi Rank	54 176	4 515	-	-	27 088	0%	0%
Agency services - Vehicle Registr	750 548	62 546	-	195 497	375 274	0%	26%
Interest received	16 731 673	1 394 306	1 318 748	5 290 186	8 365 837	95%	32%
Rates & Refuse Penalties - Intere	8 198 064	683 172	836 050	3 173 392	4 099 032	122%	39%
Government grants and subsidies	218 055 000	18 171 250	3 636 263	92 883 760	109 027 500	20%	43%
Sale of Goods and Rendering of S	646 635	53 886	17 940	228 959	323 318	33%	35%
Operational Revenue	825 424	68 785	1 827	59 824	412 712	3%	7%
				-			
TOTAL REVENUE	301 384 529	25 115 377	10 371 887	129 896 526	150 692 265	41%	43%
Employee related costs	104 388 029	8 699 002	11 503 384	47 473 058	52 194 014,50	132%	45%
Remuneration of councillors	14 498 746	1 208 229	1 076 914	6 831 151	7 249 373,00	89%	47%
Inventory consumed	6 627 284	552 274	498 293	1 952 320	3 313 642,00	90%	29%
Depreciation	54 037 687	4 503 141	4 477 575	27 104 896	27 018 843,50	99%	50%
Finance costs	1 240 000	103 333	172 569	1 098 796	620 000,00	167%	89%
Repairs and Maintenance	16 535 219	1 377 935	2 504 686	10 367 184	10 367 184,38	182%	63%
Contracted services	43 322 626	3 610 219	2 594 331	18 625 810	21 661 313,00	69%	43%
Transfers and Subsidies	2 075 000	172 917	75 142	486 330	1 037 500,00	43%	23%
Irrecoverable debt written off	3 899 844	324 987	-	532 807	1 949 922,00	23%	12%
Debt impairment	4 745 911	395 493	-	-1 135 910	2 372 955,50	0%	-24%
General expenses	46 314 021	3 859 502	4 971 030	21 821 039	23 157 010,50	129%	47%
TOTAL EXPENDITURE	297 684 367	24 807 031	27 873 925	135 157 482	150 941 758	112%	45%
Net Surplus (Deficit)	3 700 162	308 347	-17 502 038	-5 260 956	-249 494	-71%	-2%

Appendix C for December 2025 Capital Project for 2025/2026					
Item Description	Original Budget 2025/2026	Amended Budget 2025/2026	Actual spent 31 December 2025	YTD Spent 31 December 2025	% Spent YTD
Procurement of Furniture and Equipment	1 691 884	1 691 884	13 500	450 286	27%
Procurement of Computer Equipment	1 332 250	1 332 250	122 916	191 298	14%
Procurement of Computer Software	945 000	945 000	-	432 344	46%
Upgrading of Server	491 917	491 917	-	-	0%
Procurement of Park home for Fire Satellite	700 000	700 000	-	-	0%
Procurement of Antivirus Software	160 000	160 000	-	-	0%
Installation of Cameras	100 000	100 000	-	-	0%
Fiber connection	450 000	450 000	-	236 670	53%
Transport Assets	4 785 181	4 785 181	1 345 343	2 016 230	42%
Installation of bullet proof window NUD DLTC	400 000	400 000	-	-	0%
Development of Bulwer Cemetery	500 000	500 000	-	-	0%
Building of DLTC Designs	300 000	300 000	-	-	0%
Bulwer CBD Infrastructure Upgrade	50 000	50 000	-	-	0%
Centocow Phase 2	37 176	37 176	-	-	0%
Skip Bins	100 000	100 000	-	-	0%
Ndlangisa Pedestrian Bridge	2 151 112	2 151 112	96 596	96 596	4%
Storm Water Pipes and Culverts	400 000	400 000	-	-	0%
Partitioning of senior librarian office - NUD	200 000	200 000	-	-	0%
Installation of Creighton library circulation counter	400 000	400 000	-	-	0%
Borehole Installation - Nkwezela Library	400 000	400 000	-	-	0%
Fencing Of Bulwer CSC	200 000	200 000	-	-	0%
Himeville Traffic Lights	500 000	500 000	-	-	0%
Construction of Stormwater	800 000	800 000	-	-	0%
Procurement of Plant and Equipment	2 218 164	2 500 164	-	728 047	33%
Bus Shelters	560 000	560 000	-	-	0%
Fencing of Animal Pound in Creighton	150 000	150 000	-	-	0%
Renewal of Gravel Roads	2 800 000	2 518 000	-	1 858 500	66%
Mafohla Community Hall	50 000	50 000	-	-	0%
Procurement and Installation of Underberg Back-up Generator	500 000	500 000	-	-	0%
Kilmun Floodlights	300 000	300 000	-	-	0%
Mqatsheeni Access Road Ward 1	25 800	25 800	-	-	0%
Tar's Valley Access Road Ward 7	19 649	19 649	-	-	0%
Concrete signs	100 000	100 000	-	-	0%
Mandawe Access Road Ward 15	19 031	19 031	-	-	0%
New Electrical Installations	157 208	157 208	-	-	0%
Bulwer Informal Traders Infrastructure	4 000 000	4 000 000	925 514	2 071 488	52%
Extension of Fencing Donnybrook Cemetery	200 000	200 000	-	-	0%
Extension of Fencing Donnybrook Public Toilet	80 000	80 000	-	80 000	100%
Extension of Bulwer CSC Parking space and construction of car	560 000	560 000	43 774	43 774	8%
Construction of NUD Cemetery Toilets	200 000	200 000	-	-	0%
TOTAL INTERNAL FUNDED	29 034 372	29 034 372	2 547 642	8 205 233	28%

		-		-36 295	
Underberg Asphalt Road Phase 2	12 435	12 435	-	-	0%
Gobhogobho Pedestrian Bridge	1 214 813	1 214 813	117 166	117 166	10%
Himeville Asphalt Roads Phase 3 (Extension of Thomas)	260 870	260 870	-	-	0%
Siyathuthuka Creche Ward 5	17 217	17 217	-	-	0%
Ekupholeni Creche Ward 11	4 353 571	4 353 571	419 750	2 800 497	64%
Jama Concrete Road Ward 14	260 870	260 870	-	-	0%
Glan Maize Community Hall	4 771 368	4 771 368	97 424	4 680 463	98%
Thonsini Community Hall	43 061	43 061	-	-	0%
Maguzwana Sport Field	22 440	22 440	-	-	0%
Phosane Hall Ward 12	6 553 681	6 349 538	1 667 008	3 749 394	57%
Creighton Artificial Sportfield	5 217 391	5 217 391	-	210 000	4%
Magoso Concrete Road, Ward 07	191 304	191 304	-	-	0%
Zwelisha Creche Ward 2	17 043	17 043	-	-	0%
Khubeni Creche Ward 3	15 082	15 082	-	-	0%
Construction of Ntwasahlobo Pedestrian Bridge	1 214 813	1 003 424	-	251 802	21%
Bulwer Asphalt Road Phase 7	1 691 116	2 318 037	-	2 318 036	137%
Half My Right Pedestrian Bridge	1 214 813	1 003 424	-	141 411	12%
Upgrading of Jackson Street Causeway ward 10	6 726 373	6 726 373	-	264 306	4%
TOTAL MIG GRANT	33 798 261	33 798 261	2 301 347	14 533 074	43%
TOTAL CAPITAL EXPENDITURE	62 832 633	62 832 633	4 848 989	22 738 307	36%

Workings: Calculation of Cash Coverage Ratio 2025/2026

Municipality:	Dr Nkosazana Dlamini Zuma Municipality
Administrator Budget and Reporting:	PN Dlamini
Reviewed by Assistant CFO:	N.I Wela
Approved by CFO:	M.P Mtungwa
Date completed:	8-Jan-25

Cash Coverage Ratio: Indicates the municipality's ability to meet at least its monthly fixed operating commitments without collecting any additional revenue during that month, **norm: 3 months**

Description	2025/26	
R thousand	Final Budget	
Surplus/Deficits - A8(Cash and Cash		122 360
Cash/cash equivalents at the year end	173 906	
Other current investments > 90 days	4 549	
Non current assets - Investments		
Less: Application of Cash and Investments		
Unspent conditional transfers	14 638	
Unspent borrowing	-	
Other working capital requirements	-	
Other provisions	26 893	
Retention	9 882	
Reserves to be backed by cash/investments	4 682	
Fixed Operating Commitments		
Employee Related Costs	7 090	
Remuneration of councillors	1 077	
Operating lease(rent premises and machines etc)	8	
Contracted services	3 388	
Security Services	1 756	
Insurance	302	
Telephone costs	177	
Current portion of long term loan(if applicable), NB: include Finance charges	-	
Audit Fees	247	
Bank Charges	14	
Fuel and Oil	600	
Printing and Stationery	-	
Protective Clothing and Uniforms	-	
Ward committee expenses	135	
Other expenses	3 873	
Total Fixed Operating Commitments	18 666	
Monthly Fixed Operating Commitments	18 666	
Cash Coverage Ratio*		6,56

* Cash Coverage Ratio Formula =

Net Cash (Cash equivalents+Investments-Commitments)
Divided by:
Monthly Fixed Operating Commitments

Prepared by : PN Dlamini

Date : 08/01/2026

Signature : 

Approved by : Mr N.I Wela

Date : 08/01/26

Signature : 

DR NKOSAZANA DLAMINI ZUMA MUNICIPALITY
INVESTMENT REGISTER 2025/2026 AS AT 31 DECEMBER 2025

Ukay	Description	Account number	Opening balance 01-Jul-25	Invested as at 31-Dec-25	Withdrawals as at 31-Dec-25	Bank Charges	Prior Year Accrued Interest (Receipts)	Current Year (Statement of Financial Performance)		Total Interest Received (Bank Statement)	Closing Balance as per Bank Statement 31-Dec-25	Closing Balance as per Main Ledger 31-Dec-25
								Interest (Receipts)	Accrued Interest			
20170622048916	FNB 32 DAY FLEXI NOTICE	74165605518	1 145 032.10	-	-	-	-	42 729.55	-	1 145 032.10	1 187 181.66	1 187 181.66
20170622047265	FNB BANK INVESTMENT	62009432071	6 695 721.93	117 000 000.00	-	-	-	708 033.46	-	151 695 721.93	35 403 755.39	35 403 755.39
20170622034426	FNB CALL ACCOUNT	63060516756	5 849.39	5 967.40	-	-	-	18.03	-	5 949.39	0.02	0.02
20170622034636	FNB CALL ACCOUNT	63060527866	4 988 244.87	-	-	-	-	150 395.51	-	4 988 244.87	4 547 310.48	4 547 310.48
20170622047324	FNB CALL ACCOUNT	76206036280	6 975 167.89	-	-	-	-	251 201.34	-	6 975 167.89	7 228 359.03	7 228 359.03
20170622039100	NEDBANK NOTICE DEPOSIT	037881098635000062	3 141 824.93	-	-	-	-	108 565.54	-	3 141 824.93	3 250 791.47	3 250 791.47
2021030106167	NEDBANK NOTICE DEPOSIT	037881098635000062	24 301 745.98	-	-	-	-	943 295.48	-	24 301 745.98	25 245 044.46	25 245 044.46
20170622034437	NEDBANK FIXED DEPOSIT	037881098635000062	-	30 000 000.00	-	-	-	580 684.93	-	30 000 000.00	-	-
20170622034462	NEDBANK FIXED DEPOSIT (1 Day)	037881098635000062	-	30 586 130.81	-	-	-	5 445.88	-	30 586 130.81	-	-
20170622034684	NEDBANK CALL DEPOSIT	037881098635000027	-	30 591 577.66	-	-	-	21 791.28	-	30 591 577.66	-	-
20170622035122	STANDARD BANK	4787359950-035	36.20	-	-	-	-	-	-	36.20	0.00	0.00
20170622048934	STANDARD BANK	4787359950-024	41 728 880.11	-	-	-	-	1 643 610.79	-	41 728 880.11	36.20	36.20
20170622048954	ABSA BUSINESS BANK	93-7405-3205	2 413 153.86	20 000 000.00	-	-	-	628 343.24	-	22 413 153.86	43 412 150.90	43 412 150.90
20170622034467	ABSA BUSINESS BANK	20815-3350	12 132 845.17	-	-	-	-	233 044.59	-	12 132 845.17	23 041 398.89	23 041 398.89
20-9226-8701	ABSA BUSINESS BANK	-	-	30 591 577.66	-	-	-	-	-	30 591 577.66	30 591 577.66	30 591 577.66
TOTAL			103 524 027.12	317 349 871.06	252 328 802.66	100.00	239 119.03	5 363 007.48	1 182 338.92	420 877 988.18	173 905 656.16	173 905 656.16
BALANCE AS PER AFS 2026/2026												

Cash and Cash Equivalent

Ukay	Description	Account number	Opening Balance 01-07-2024	Receipts/Income	Withdrawals/ Payments	Interest capitalised 31-12-2025	Closing Balance as 31-12-2025
1A00100100100100	Accrued Interest	-	-	-	-	-	-
	Invested on Primary bank account	62026224959	29 786 188.68	357 510 892.77	(382 923 174.08)	188 256.10	4 549 203.47
Total			133 323 215.80			5 529 303.58	178 451 858.83

FNB	48 364 616.58
NED BANK	28 435 635.93
STANDARD BANK	43 412 227.10
ABSA BUSINESS BANK	63 632 976.55
TOTAL	173 905 656.16

INVESTMENT ANALYSIS



Prepared by: T. Makhanya


Approved by: N.I. Wela

Signature

Signature

Date: 06/01/2026

Date: 08/01/26



9405
DR NKOSAZANA DLAMINI ZUMA LOCAL
CREIGHTON MAIN STREET
CREIGHTON
3263

Business Investment Desk Branch
 1 First Place, Mezzanine Fl, Bank City
 P.O. Box 1153
 Johannesburg, 2000
 e-Mail ipp@fnb.co.za
 Web fnb.co.za
 Branch Code 00878

Tax Invoice/Statement Number 101

Customer VAT Reg. No. Not Provided
 Bank VAT Reg. No. 4210102051
 Product Cash Intelligence Investment
 Account Number 74165605518
 Statement Period 30 November 2025 to 31 December 2025


Date	Description	Amount	Balance
Opening Balance as at 30 November 2025		ZAR	1 180 215.15 Cr
31 Dec 2025	Interest payment generated	6 966.51 Cr	1 187 181.66 Cr
Closing Balance as at 31 December 2025		ZAR	1 187 181.66 Cr

If there is an entry on your statement you wish to query, please contact your nearest FNB branch or FNB Telephone Banking Enquiries at 087 320 4321 as soon as possible, preferably within 30 days, in order that it may be investigated.

First National Bank - a Division of FirstRand Bank Limited. Reg No. 1929/001225/06.
 An Authorised Financial Services and Credit Provider (NCRCP20).

The VAT rate has increased from 14% to 15% from 1 April 2018.

Inclusive of VAT @ 15.00%
 Total VAT included on this statement R0.00
 Total Bank Charges R0.00



BBST274 068416

DR NKOSAZANA DLAMINI ZUMA LOCAL
MUNICIPALITY
P O BOX 62
CREIGHTON
3263
XABAN@NDZ.GOV.ZA

☐ P.O. Box 1153
Johannesburg, 2000
Street Address Business Investment Desk Branch
1 First Place, Mezzanine Fl, Bank City
Universal Branch Code 250655
☐ fnb.co.za
Lost Cards 087-575-9444
Account Enquiries 087-320-4321
Relationship Manager Mlungiseleli Mnyani (031) 581 9765
☐ (031) 581-9765

Customer VAT Registration Number Not Provided
Bank VAT Registration Number 4210102051

Money On Call : 62008452071

Tax Invoice/Statement Number : 274
Statement Period : 29 November 2025 to 31 December 2025
Statement Date : 31 December 2025

Statement Balances		Bank Charges		Interest Rate	
Opening Balance	1,296,875.25 Cr	Service Fees	0.00	Credit Rate**	5.15%
Closing Balance	35,403,755.39 Cr	Cash Deposit Fees	0.00	Debit Rate (Non-NCA)	0.00%
# Inclusive of VAT @ 15.00%	0.00	Cash Handling Fees	0.00		
Total VAT (ZAR)	0.00	Other Fees	0.00		

Transactions in RAND (ZAR)

Date	Description	Amount	Balance	Accrued Bank Charges
12 Dec	FNB OB Trf FNB OB Trf Trans To M.Market			
18 Dec	FNB OB Trf FNB OB Trf 000000206 Main Account Dr Nkos	40,000,000.00 Cr	41,296,875.25 Cr	
31 Dec	Int On Credit Balance	6,000,000.00	35,296,875.25 Cr	
		106,880.14 Cr	35,403,755.39 Cr	

Closing Balance

35,403,755.39 Cr

Interest on Credit Balance**

1.00 +	5.15%		
--------	-------	--	--

Turnover for Statement Period


No. Credit Transactions 2	40,106,880.14 Cr
No. Debit Transactions 1	6,000,000.00 Dr

Please contact us within 30 days from your statement date, should you wish to query an entry on this statement (incl. card transactions done during this statement period, but not yet reflecting). Should we not hear from you, we will assume that you have received the statement and that it is correct.

For more information on your Pricing Option, please contact us or visit our website.

First National Bank - a division of FirstRand Bank Limited. Registration Number 1929/001225/06. An Authorised Financial Services and Credit Provider (NCRCP20). On 21 November 2025, the Prime Lending Rate changed to 10.25%. This may impact the rate on any of your credit facilities.

Branch Number	Account Number	Date	DDA 67/00/CA/KY/KY/PA/B9/M6/DM/N	FN
878	62008452071	2025/12/31	MONEY ON CALL	



BBST24 073703

*DR NKOSAZANA DLAMINI ZUMA LOCAL
MUNICIPALITY
P O BOX 62
CREIGHTON
3263
MTUNGWAP@NDZ.GOV.ZA

P.O. Box 1153
Johannesburg, 2000
Street Address Business Investment Desk Branch
1 First Place, Mezzanine Fl, Bank City
Universal Branch Code 250655
@ fnb.co.za
Lost Cards 087-575-9444
Account Enquiries 087-320-4321
Relationship Manager Mlungiseleli Mnyani (031) 581 9765
(031) 581-9765

Customer VAT Registration Number Not Provided
Bank VAT Registration Number 4210102051

Call Account : 63088927886

Tax Invoice/Statement Number : 24
Statement Period : 30 November 2025 to 31 December 2025
Statement Date : 31 December 2025

Statement Balances		Bank Charges		Interest Rate	
Opening Balance	4,808,557.45 Cr	Service Fees	0.00	Credit Rate**	6.00%
Closing Balance	4,547,310.48 Cr	Cash Deposit Fees	0.00	Debit Rate (Non-NCA)	0.00%
# Inclusive of VAT @ 15.00%	0.00	Cash Handling Fees	0.00		
Total VAT (ZAR)	0.00	Other Fees	0.00		

Transactions in RAND (ZAR)

Date	Description	Amount	Balance	Accrued Bank Charges
29 Dec	FNB OB Trf FNB OB Trf 000000010 Main Account Dr Nkos			
31 Dec	Int On Credit Balance			
Closing Balance		285,610.00	4,522,947.45 Cr	
		24,363.03 Cr	4,547,310.48 Cr	
			4,547,310.48 Cr	

Turnover for Statement Period

No. Credit Transactions 1	
No. Debit Transactions 1	24,363.03 Cr
	285,610.00 Dr

Please contact us within 30 days from your statement date, should you wish to query an entry on this statement (incl. card transactions done during this statement period, but not yet reflecting). Should we not hear from you, we will assume that you have received the statement and that it is correct.

For more information on your Pricing Option, please contact us or visit our website.

For the latest Credit Rates on product, please go to fnb.co.za

First National Bank - a division of FirstRand Bank Limited. Registration Number 1929/001225/06. An Authorised Financial Services and Credit Provider (NCRCP20).

121 November 2025, the Prime Lending Rate changed to 10.25%. This may impact the rate on any of your credit facilities.

Branch Number	Account Number	Date	DDA PBA/C/CA/KY/KY/MMS/C/2/DMN	FN
878	63088927886	2025/12/31	CALL ACCOUNT	



Computer Generated Copy

5231

***DR NKOSAZANA DLAMINI ZUMA LOCAL**
CREIGHTON MAIN STREET
CREIGHTON
3263

Business Investment Desk Branch
 1 First Place, Mezzanine Fl, Bank City
 P.O. Box 1153
 Johannesburg, 2000

e-Mail ipp@fnb.co.za

Web fnb.co.za

Branch Code 00878

Tax Invoice/Statement Number 20

Customer VAT Reg. No. Not Provided

Bank VAT Reg. No. 4210102051

Product 48 Hour Cash Accelerator

Account Number 76206036280

Statement Period 30 November 2025 to 31 December 2025

Date	Description	Amount	Balance
Opening Balance as at 30 November 2025		ZAR	7 184 873.93 Cr
31 Dec 2025	Interest payment generated	41 495.10 Cr	7 226 369.03 Cr
Closing Balance as at 31 December 2025		ZAR	7 226 369.03 Cr

If there is an entry on your statement you wish to query, please contact your nearest FNB branch or FNB Telephone Banking Enquiries at 087 320 4321 as soon as possible, preferably within 30 days, in order that it may be investigated.

First National Bank - a Division of FirstRand Bank Limited. Reg No. 1929/001225/06.
 An Authorised Financial Services and Credit Provider (NCRCP20).

The VAT rate has increased from 14% to 15% from 1 April 2018.

Inclusive of VAT @ 15.00%

Total VAT included on this statement

R0.00

Total Bank Charges

R0.00

STATEMENT

NEDBANK
GROUP

003001000000000378810986353112252

THE INVESTMENT MANAGER
DR NKOSAZANA DLAMINI ZUMA MUNICIPALITY
P O BOX 62
CREIGHTON
UMZINTO
3263

Branch Domestic Treasury
Account Number 03/7881098635/000052
Date 31 December 2025
Statement Period 01 December 2025 to 01 January 2026
Notice Period 1 day
Type of Investment Notice Deposit
Statement Frequency Month End

NEDBANK CONTACT DETAILS

Business Banking Nedbank Head Office, 135 Rivonia Road,
Sandown, Sandton, 2196, South Africa
0860 115 060
business@nedbank.co.za

Based on the interest rates agreed between you and Nedbank, as well as the calculated balances, the applicable rate will be applied daily rounded to two decimals, based on the third digit after the decimal.

Transaction Date	Description and additional information	Movement	Rate	Days	Accrued interest	Amount
2025-12-01	Opening Balance					
2025-12-31	Int Accrued On R3 250 791.47 From 2025-12-01 To 2025-12-31		6,5000	31	17 946.21	3 250 791.47
2026-01-01	Int Capitalised Effective 2026-01-01	17 946.21				3 250 791.47
2026-01-01	Closing Balance				-17 946.21	3 268 737.68
						3 268 737.68

Yours sincerely
NEDBANK LIMITED

This statement is electronically generated and requires no signature by Nedbank Limited.
Please examine this statement soonest. If no error is reported within 30 days after receipt, the statement will be considered as being correct.
Please note that month-end statements include transactions up to and including the last day of the month as well as interest transactions for the first day of the next month.

The investment is subject to the terms and conditions for investment accounts, available at <https://www.nedbank.co.za/content/nedbank/desktop/given/corporates/investing/corporate-and-institutional-investments.html>
This communication is produced and transmitted electronically. While we have taken all reasonable steps to ensure the accuracy, integrity and confidentiality of the information, Nedbank Limited will not be liable if the information contained in this communication is corrupted, inaccurate or fails to reach its intended destination. The information in this communication is confidential and intended solely for the addressee and may also be privileged or exempt from disclosure under applicable law. If you are not the addressee, or have received this email in error, please notify the sender immediately, delete it from your system and do not copy, disclose or otherwise act on any part of this communication. You should also treat any pages attached to this communication in line with the disclaimer.

STATEMENT



003001000000000378810986353112252

THE INVESTMENT MANAGER
DR NKOSAZANA DLAMINI ZUMA MUNICIPALITY
P O BOX 62
CREIGHTON
UMZINTO
3263

Branch	Domestic Treasury
Account Number	03/7881098635/000058
Date	31 December 2025
Statement Period	01 December 2025 to 01 January 2026
Notice Period	32 days
Type of Investment	Notice Deposit
Statement Frequency	Month End

NEDBANK CONTACT DETAILS

Business Banking Nedbank Head Office, 135 Rivonia Road,
Sandown, Sandton, 2196, South Africa
0860 115 060
business@nedbank.co.za

Based on the interest rates agreed between you and Nedbank, as well as the calculated balances, the applicable rate will be applied daily rounded to two decimals, based on the third digit after the decimal.

Transaction Date	Description and additional information	Movement	Rate	Days	Accrued interest	Amount
2025-12-01	Opening Balance					
2025-12-31	Int Accrued On R25 245 044.46 From 2025-12-01 To 2025-12-31		7,3000	31	156 519.31	25 245 044.46
2026-01-01	Int Capitalised Effective 2026-01-01	156 519.31				25 245 044.46
2026-01-01	Closing Balance				-156 519.31	25 401 563.77
						25 401 563.77

Yours sincerely
NEDBANK LIMITED

This statement is electronically generated and requires no signature by Nedbank Limited.
Please examine this statement soonest. If no error is reported within 30 days after receipt, the statement will be considered as being correct.
Please note that month-end statements include transactions up to and including the last day of the month as well as interest transactions for the first day of the next month.

The investment is subject to the terms and conditions for investment accounts, available at <https://www.nedbank.co.za/content/nedbank/desktop/gf/en/corporates/investing/corporate-and-institutional-investments.html>
This communication is produced and transmitted electronically. While we have taken all reasonable steps to ensure the accuracy, integrity and confidentiality of the information, Nedbank Limited will not be liable if the information contained in this communication is corrupted, inaccurate or fails to reach its intended destination. The information in this communication is confidential and intended solely for the addressee and may also be privileged or exempt from disclosure under applicable law. If you are not the addressee, or have received this email in error, please notify the sender immediately, delete it from your system and do not copy, disclose or otherwise act on any part of this communication. You should also treat any pages attached to this communication in line with the disclaimer.

Nedbank Limited Reg No 1951/000009/06, VAT Reg No 4320116074, Nedbank 135 Rivonia Campus, 135 Rivonia Road, Sandown, Sandton, 2196, South Africa.

Directors: AD Mminele (Chairperson) JP Quinn (Chief Executive) MS Bomela HR Brody (Lead Independent Director) BA Dames MH Davis (Chief Financial Officer)
' Dongwana OD Fortuin FR Grobler Dr MA Hermanus P Langeni RAG Leith L Makalima GK Njenga MC Nkuhlu (Chief Operating Officer) Dr TM Nombembe S
Bramoney
Company Secretary: J Katzin 01.12.2025

Statement number 25
 Cycle/Despatch indicator ME
 Page 1 of 1

Return address:
 Midlands
 PO Box 61577, Marshalltown, 2107

Account preferred centre Midlands
 Branch code 7626
 Customer contact centre 0860 101 341

Date 31 December 2025

DR NKOSAZANA DLAMINI ZUMA MUNI
 PO BOX 62
 CREIGHTON
 3263

Account identification

Name of account: DR NKOSAZANA DLAMINI
 Account number: 47 873 599 5 - 024

Interest and capital payment details
Account to which:

Name
 Bank
 Branch
 Account number

Interest is paid

CAPITALISE
 Standard Bank Of S.A Ltd
 Midlands
 47 873 599 5

Capital is paid

No disposal instructions on file

Transaction details

Date ccyy mm dd	Transaction description	Withdrawals	Deposits	Interest Rate	Balance
2025 12 01	Statement opening balance				
2025 12 29	Interest capitalised				
2025 12 31	Month end balance				
	Balance as at 31 December 2025		R 815,092.56	7.675%	R 42,597,098.34 R 43,412,190.90 R 43,412,190.90 R 43,412,190.90

Interest payment details

Date ccyy mm dd	Period		Investment amount	Interest Rate	Interest amount
	From ccyy mm dd	To ccyy mm dd			
2025 12 29	2025 09 29	2025 12 28	R 42,597,098.34	7.675%	R 815,092.5591
2025 12 29				Net Interest Paid	R 815,092.5600

Interest accrued details

Period		Investment amount	Interest Rate	Interest amount
From ccyy mm dd	To ccyy mm dd			
2025 12 29	2026 01 01	R 43,412,190.90	7.675%	R 36,513.8200
		Total		R 36,513.82

Please verify all transactions reflected on this statement and notify any discrepancies to the Bank as soon as possible.

The Standard Bank of South Africa (Reg. No. 1962/000738/06). Authorised financial services provider.

VAT reg no: 4100105461 Registered credit provider (NCRCP15).

We subscribe to the Code of Banking Practice of the Banking Association South Africa and, for unresolved disputes, support resolution through the Ombudsman for Banking Services.



STATEMENT

003001000000000378810986352911252

THE INVESTMENT MANAGER
DR NKOSAZANA DLAMINI ZUMA MUNICIPALITY
P O BOX 62
CREIGHTON
UMZINTO
3263

Branch	Domestic Treasury
Account Number	03/7881098635/000052
Date	29 November 2025
Statement Period	01 November 2025 to 01 December 2025
Notice Period	1 day
Type of Investment	Notice Deposit
Statement Frequency	Month End

NEDBANK CONTACT DETAILS

Business Banking	Nedbank Head Office, 135 Rivonia Road, Sandown, Sandton, 2196, South Africa 0860 115 060 business@nedbank.co.za
------------------	--------------------------------------------------------------------------------------------------------------------------

Based on the interest rates agreed between you and Nedbank, as well as the calculated balances, the applicable rate will be applied daily rounded to two decimals, based on the third digit after the decimal.

Transaction Date	Description and additional information	Movement	Rate	Days	Accrued interest	Amount
2025-11-01	Opening Balance					3 233 075.97
2025-11-21	Int Accrued On R3 233 075.97 From 2025-11-01 To 2025-11-20		6,7500	20	11 958.00	3 233 075.97
2025-11-21	Rate Change From 6.7500% To 6.5000%		6,5000			3 233 075.97
2025-11-29	Int Accrued On R3 233 075.97 From 2025-11-21 To 2025-11-30		6,5000	10	5 757.50	3 233 075.97
2025-12-01	Int Capitalised Effective 2025-12-01	17 715.50			-17 715.50	3 250 791.47
2025-12-01	Closing Balance					3 250 791.47

Yours sincerely

NEDBANK LIMITED

This statement is electronically generated and requires no signature by Nedbank Limited.

Please examine this statement soonest. If no error is reported within 30 days after receipt, the statement will be considered as being correct.

Please note that month-end statements include transactions up to and including the last day of the month as well as interest transactions for the first day of the next month.

Investment is subject to the terms and conditions for investment accounts, available at

<https://www.nedbank.co.za/content/nedbank/desktop/gt/en/corporates/investing/corporate-and-institutional-investments.html>

This communication is produced and transmitted electronically. While we have taken all reasonable steps to ensure the accuracy, integrity and confidentiality of the information, Nedbank Limited will not be liable if the information contained in this communication is corrupted, inaccurate or fails to reach its intended destination. The information in this communication is confidential and intended solely for the addressee and may also be privileged or exempt from disclosure under applicable law. If you are not the addressee, or have received this email in error, please notify the sender immediately, delete it from your system and do not copy, disclose or otherwise act on any part of this communication. You should also treat any pages attached to this communication in line with the disclaimer.



STATEMENT

003001000000000378810986352911252

THE INVESTMENT MANAGER
DR NKOSAZANA DLAMINI ZUMA MUNICIPALITY
P O BOX 62
CREIGHTON
UMZINTO
3263

Branch	Domestic Treasury
Account Number	03/7881098635/000058
Date	29 November 2025
Statement Period	01 November 2025 to 01 December 2025
Notice Period	32 days
Type of Investment	Notice Deposit
Statement Frequency	Month End

NEDBANK CONTACT DETAILS

Business Banking	Nedbank Head Office, 135 Rivonia Road, Sandown, Sandton, 2196, South Africa 0860 115 060 business@nedbank.co.za
------------------	--------------------------------------------------------------------------------------------------------------------------

Based on the interest rates agreed between you and Nedbank, as well as the calculated balances, the applicable rate will be applied daily rounded to two decimals, based on the third digit after the decimal.

Transaction Date	Description and additional information	Movement	Rate	Days	Accrued interest	Amount
2025-11-01	Opening Balance					25 091 060.96
2025-11-21	Int Accrued On R25 091 060.96 From 2025-11-01 To 2025-11-20		7,5500	20	103 801.40	25 091 060.96
2025-11-21	Rate Change From 7.5500% To 7.3000%		7,3000			25 091 060.96
2025-11-29	Int Accrued On R25 091 060.96 From 2025-11-21 To 2025-11-30		7,3000	10	50 182.10	25 091 060.96
2025-12-01	Int Capitalised Effective 2025-12-01	153 983.50			-153 983.50	25 245 044.46
2025-12-01	Closing Balance					25 245 044.46

Yours sincerely

NEDBANK LIMITED

This statement is electronically generated and requires no signature by Nedbank Limited.

Please examine this statement soonest. If no error is reported within 30 days after receipt, the statement will be considered as being correct.

Please note that month-end statements include transactions up to and including the last day of the month as well as interest transactions for the first day of the next month.

Investment is subject to the terms and conditions for investment accounts, available at

<https://www.nedbank.co.za/content/nedbank/desktop/gt/en/corporates/investing/corporate-and-institutional-investments.html>

This communication is produced and transmitted electronically. While we have taken all reasonable steps to ensure the accuracy, integrity and confidentiality of the information, Nedbank Limited will not be liable if the information contained in this communication is corrupted, inaccurate or fails to reach its intended destination. The information in this communication is confidential and intended solely for the addressee and may also be privileged or exempt from disclosure under applicable law. If you are not the addressee, or have received this email in error, please notify the sender immediately, delete it from your system and do not copy, disclose or otherwise act on any part of this communication. You should also treat any pages attached to this communication in line with the disclaimer.

Statement number 28
 Cycle/Despatch indicator ME
 Page 1 of 1

Return address:
 Midlands
 PO Box 61577, Marshalltown, 2107

Account preferred centre Midlands
 Branch code 7626
 Customer contact centre 0860 101 341

Date 31 December 2025

DR NKOSAZANA DLAMINI ZUMA MUNI
 PO BOX 62
 CREIGHTON
 3263

Account identification

Name of account: DR NKOSAZANA DLAMINI
 Account number: 47 873 599 5 - 035

Interest and capital payment details
Account to which:

Name
 Bank
 Branch
 Account number

Interest is paid

CAPITALISE
 Standard Bank Of S.A Ltd
 Midlands
 47 873 599 5

Capital is paid

No disposal instructions on file

Transaction details

Date ccyy mm dd	Transaction description	Withdrawals	Deposits	Interest Rate	Balance
2025 12 01	Statement opening balance				R 36.20
2025 12 31	Month end balance				R 36.20
	Balance as at 31 December 2025				R 36.20

0062515875

Please verify all transactions reflected on this statement and notify any discrepancies to the Bank as soon as possible.

The Standard Bank of South Africa (Reg. No. 1962/000738/06). Authorised financial services provider.

VAT reg no: 4100105461 Registered credit provider (NCRCP15).

We subscribe to the Code of Banking Practice of the Banking Association South Africa and, for unresolved disputes, support resolution through the Ombudsman for Banking Services.

Statement number 25
 Cycle/Despatch indicator ME
 Page 1 of 1

Return address:
 Midlands
 PO Box 61577, Marshalltown, 2107

Account preferred centre Midlands
 Branch code 7626
 Customer contact centre 0860 101 341

Date 31 December 2025

DR NKOSAZANA DLAMINI ZUMA MUNI
 PO BOX 62
 CREIGHTON
 3263

Account identification

Name of account: DR NKOSAZANA DLAMINI
 Account number: 47 873 599 5 - 024

Interest and capital payment details
Account to which:

Name
 Bank
 Branch
 Account number

Interest is paid

CAPITALISE
 Standard Bank Of S.A Ltd
 Midlands
 47 873 599 5

Capital is paid

No disposal instructions on file

Transaction details

Date ccyy mm dd	Transaction description	Withdrawals	Deposits	Interest Rate	Balance
2025 12 01	Statement opening balance				R 42,597,098.34
2025 12 29	Interest capitalised		R 815,092.56	7.675%	R 43,412,190.90
2025 12 31	Month end balance				R 43,412,190.90
	Balance as at 31 December 2025				R 43,412,190.90

Interest payment details

Date ccyy mm dd	Period		Investment amount	Interest Rate	Interest amount
	From ccyy mm dd	To ccyy mm dd			
2025 12 29	2025 09 29	2025 12 28	R 42,597,098.34	7.675%	R 815,092.5591
2025 12 29				Net Interest Paid	R 815,092.5600

Interest accrued details

Period		Investment amount	Interest Rate	Interest amount
From ccyy mm dd	To ccyy mm dd			
2025 12 29	2026 01 01	R 43,412,190.90	7.675%	R 36,513.8200
		Total		R 36,513.82

Please verify all transactions reflected on this statement and notify any discrepancies to the Bank as soon as possible.

The Standard Bank of South Africa (Reg. No. 1962/000738/06). Authorised financial services provider.

VAT reg no: 4100105461 Registered credit provider (NCRCP15).

We subscribe to the Code of Banking Practice of the Banking Association South Africa and, for unresolved disputes, support resolution through the Ombudsman for Banking Services.



DR NKOSAZANA DLAMINI ZUMA LOCAL MUN ABSA BANK PUBSECKZN
 PO BOX 62 INVEST TRACKER
 CREIGHTON
 3263

ACCOUNT NUMBER	:	93 7405 3205
ACCOUNT STATUS	:	OPEN
BALANCE	:	23182248,62
AVAILABLE BALANCE	:	23182248,62
UNCLEARED AMOUNT	:	0,00
AVAIL UNCLEARED AMT	:	0,00

STATEMENT FOR PERIOD 01/12/2025 TO 02/01/2026

DATE	TRAN DESCRIPTION	TRAN BRANCH	AMOUNT	BALANCE
01/12/2025	CREDIT INTEREST	PUBSECKZN	138671,31	23041398,89
01/01/2026	CREDIT INTEREST	PUBSECKZN	140899,73	23182298,62
02/01/2026	PRESENTATION ENQRY	GN SKY BRNCH	0,00	23182298,62
	SERVICE FEE		50,00-	23182248,62

NUMBER OF PRINTED PAGES:001

POST DATED ITEMS

NO POSTDATED ITEMS DUE TODAY FOR THIS ACCOUNT

ACCRUED INTEREST AS AT	02/01/2026 :	4572,94
ACCRUED BONUS AS AT	02/01/2026 :	0,00

END OF ENQUIRY - 2026-01-02 / 10:57:29 / 93 7405 3205



2026-01-02

Business
 Banking
 Virtual
 Channels
 6480



DR NKOSAZANA DLAMINI ZUMA LOCAL MUNICIPAL ABSA BANK

PO BOX 62
CREIGHTON
3263

PUBSECKZN
FIXED DEPOSIT
ACCOUNT NUMBER : 20-8226-8701
CAPITAL AMOUNT : 30 591 577,66
INTEREST RATE : 7,54

STATEMENT FOR PERIOD 01122025 - 02012026

DATE	TRANS DESCRIPTIONS	REFERENCE	TRAN AMOUNT	SUB ACC BAL
011225	BALANCE B/FORWARD	*	0	0,00


NO TRANSACTIONS FOR THE REQUESTED PERIOD

ACCRUED TRANSACTIONS AS AT	02/01/26	
ACCRUED INTEREST		417 084,73
ACCRUED BONUS INTEREST		0,00
AMOUNT CEDED		0,00

***** END OF ENQUIRY 02/01/26 A/C 20-8226-8701 *****



2026-01-02
Business
Banking
Virtual
Channels
6480



BBST3985 003800

*DR NKOSAZANA DLAMINI ZUMA LOCAL
MUNICIPALITY
P O BOX 62
CREIGHTON
3263
MTUNGWAP@NDZ.GOV.ZA

☑ P O Box 219
Underberg 3257
Street Address Underberg
Main Street
Universal Branch Code 250655
🌐 fnb.co.za
Lost Cards 087-575-9406
Account Enquiries 087-736-2247
Fraud 087-575-9444
Relationship Manager Mlungiseleli Mnyani (031) 581 9765
☎ (031) 581-9765

Customer VAT Registration Number Not Provided
Bank VAT Registration Number 4210102051

Public Sector Cheque Account : 62026224999

Tax Invoice/Statement Number : 3985
Statement Period : 2 December 2025 to 3 December 2025
Statement Date : 3 December 2025

Statement Balances		Bank Charges		Interest Rate	
Opening Balance	3,933,105.24 Cr	Service Fees	115.00 Dr	Credit Rate**	2.45%
Closing Balance	3,377,360.75 Cr	Cash Deposit Fees	7.87 Dr	Debit Rate (Non-NCA)	13.25%
# Inclusive of VAT @ 15.00%	255.12 Dr	Cash Handling Fees	0.00		
Total VAT (ZAR)	255.12 Dr	Other Fees	1,833.04 Dr		

Transactions in RAND (ZAR)

Date	Description	Amount	Balance	Accrued Bank Charges
03 Dec	Payment Cr Speedpoint67234468Fn	5,470.26Cr	3,938,575.50Cr	
03 Dec	Scheduled Pymt From 30057665	1,446.00Cr	3,940,021.50Cr	
03 Dec	FNB App Payment From 30066797	12,027.75Cr	3,952,049.25Cr	
03 Dec	FNB OB Pmt 84015	1,198.65Cr	3,953,247.90Cr	
03 Dec	FNB App Payment From 263895Bluestarlingtr	1,500.00Cr	3,954,747.90Cr	
03 Dec	Payment To Duma Nkosinath	5,000.00	3,949,747.90Cr	
03 Dec	Payment To Ma Xaba	560.00	3,949,187.90Cr	
03 Dec	Payment To Ubuhlebesu Pro	285,610.00	3,663,577.90Cr	
03 Dec	Payment To Sombizi Holdin	149,282.12	3,514,295.78Cr	
03 Dec	Payment To Risenathi Trad	7,800.00	3,506,495.78Cr	
03 Dec	Payment To Amagqisha	2,000.00	3,504,495.78Cr	
03 Dec	Payment To Sosibo Mbongen	5,000.00	3,499,495.78Cr	
03 Dec	Payment To Mthembu Bongum	5,000.00	3,494,495.78Cr	
03 Dec	Payment To Shardesh Sewla	34,907.99	3,459,587.79Cr	
03 Dec	Payment To Ithemba Lomama	2,000.00	3,457,587.79Cr	
03 Dec	Payment To Speedy Locksmi	7,909.70	3,449,678.09Cr	
03 Dec	Payment To Ntshengula Tra	83,914.60	3,365,763.49Cr	
03 Dec	Payment To Fleetside Trad	1,586.24	3,364,177.25Cr	
03 Dec	Payment To Baithaupi Exec	18,355.00	3,345,822.25Cr	
03 Dec	Payment To Real Travel	14,715.00	3,331,107.25Cr	
03 Dec	Payment To Mncaphayi Hold	22,200.00	3,308,907.25Cr	
03 Dec	Payment To Mhrb Trading A	32,587.64	3,276,319.61Cr	
03 Dec	#FNB OB Fees #FNB Obe 62054397	1,833.04	3,274,486.57Cr	
03 Dec	FNB App Payment From Ndzm 30056176	700.00Cr	3,275,186.57Cr	
03 Dec	FNB OB Pmt Ndzm 5785	2,000.00Cr	3,277,186.57Cr	

Branch Number	Account Number	Date	DDA DB/YW/AV/ZZ/ZZ/RK/BB/5Q/WB/N	FN
887	62026224999	2025/12/03	PUBLIC SECTOR CHEQUE ACCOUNT	

Date	Description	Amount	Balance	Accrued Bank Charges
03 Dec	FNB OB Pmt Ndzm 265			
03 Dec	FNB App Payment From 30061572	300.00Cr	3,277,486.57Cr	
03 Dec	FNB App Payment From 30068256	1,500.00Cr	3,278,986.57Cr	
03 Dec	Sbx Deposit Sbx33710266805278	1,644.95Cr	3,280,631.52Cr	
03 Dec	#Sbx Deposit Fee #Sbx Dpsit Fee	1,900.00Cr	3,282,531.52Cr	
03 Dec	Magtape Credit ABSA Bank Acc 30055357	7.87	3,282,523.65Cr	
03 Dec	Magtape Credit Payprop Ndzm 30068823-Wello	1,726.24Cr	3,284,249.89Cr	
03 Dec	Magtape Credit Payprop Ndzm 30066838-Fry	1,960.74Cr	3,286,210.63Cr	
03 Dec	Magtape Credit Ndzm30068548	2,089.72Cr	3,288,300.35Cr	
03 Dec	Magtape Credit ABSA Bank 173975Wakkacg	2,500.00Cr	3,290,800.35Cr	
03 Dec	Magtape Credit Cashfocus Ndzm 76935	3,000.00Cr	3,293,800.35Cr	
03 Dec	Magtape Credit 173755	3,712.79Cr	3,297,513.14Cr	
03 Dec	Magtape Credit 30064094	5,800.00Cr	3,303,313.14Cr	
03 Dec	Magtape Credit Ndzm30063770	9,083.12Cr	3,312,396.26Cr	
03 Dec	FNB App Payment From 30058628	50,000.00Cr	3,362,396.26Cr	
03 Dec	Int On Credit Balance	1,500.00Cr	3,363,896.26Cr	
03 Dec	#Service Fees	13,579.49Cr	3,377,475.75Cr	
		115.00	3,377,360.75Cr	

Closing Balance

3,377,360.75Cr

Turnover for Statement Period

No. Credit Transactions 22	124,639.71 Cr
No. Debit Transactions 20	680,384.20 Dr


Please contact us within 30 days from your statement date, should you wish to query an entry on this statement (incl. card transactions done during this statement period, but not yet reflecting). Should we not hear from you, we will assume that you have received the statement and that it is correct.

For more information on your Pricing Option, please contact us or visit our website.

**For the latest Credit Rates on product, please go to fnb.co.za

First National Bank - a division of FirstRand Bank Limited. Registration Number 1929/001225/06. An Authorised Financial Services and Credit Provider (NCRCP20). On 21 November 2025, the Prime Lending Rate changed to 10.25%. This may impact the rate on any of your credit facilities.

Branch Number	Account Number	Date	DDA DB/YW/AV/ZZ/ZZ/RK/BB/5Q/WB/N	FN
887	62026224999	2025/12/03	PUBLIC SECTOR CHEQUE ACCOUNT	



BBST4006 072441

*DR NKOSAZANA DLAMINI ZUMA LOCAL
MUNICIPALITY
P O BOX 62
CREIGHTON
3263
MTUNGWAP@NDZ.GOV.ZA

☒ P O Box 219
Underberg 3257
Street Address Underberg
Main Street
Universal Branch Code 250655
🌐 fnb.co.za
Lost Cards 087-575-9406
Account Enquiries 087-736-2247
Fraud 087-575-9444
Relationship Manager Mlungiseleli Mnyani (031) 581 9765
☎ (031) 581-9765

Customer VAT Registration Number Not Provided
Bank VAT Registration Number 4210102051

Public Sector Cheque Account : 62026224999

Tax Invoice/Statement Number : 4006
Statement Period : 30 December 2025 to 31 December 2025
Statement Date : 31 December 2025

Statement Balances

Opening Balance	4,275,002.72 Cr
Closing Balance	4,549,203.47 Cr
# Inclusive of VAT @ 15.00%	0.05 Dr
Total VAT (ZAR)	0.05 Dr

Bank Charges

Service Fees	0.00
Cash Deposit Fees	0.41 Dr
Cash Handling Fees	0.00
Other Fees	0.00

Interest Rate

Credit Rate**	2.45%
Debit Rate (Non-NCA)	13.25%

Transactions in RAND (ZAR)

Date	Description	Amount	Balance	Accrued Bank Charges
11 Dec	Payment Cr Speedpoint67234468Fn			
11 Dec	FNB OB Pmt 259515	6,470.00Cr	4,281,472.72Cr	
11 Dec	FNB OB Pmt 123665	3,751.71Cr	4,285,224.43Cr	
11 Dec	FNB OB Pmt 217955	2,382.93Cr	4,287,607.36Cr	
11 Dec	FNB OB Pmt 259455	698.25Cr	4,288,305.61Cr	
11 Dec	FNB OB Pmt 262005	1,152.68Cr	4,289,458.29Cr	
11 Dec	FNB OB Pmt 238445	770.30Cr	4,290,228.59Cr	
11 Dec	FNB OB Pmt 30060911	969.80Cr	4,291,198.39Cr	
11 Dec	FNB OB Pmt 30068634	2,964.80Cr	4,294,163.19Cr	
11 Dec	FNB OB Pmt Ndzm 123225	5,381.78Cr	4,299,544.97Cr	
11 Dec	FNB App Payment From 97525	3,048.00Cr	4,302,592.97Cr	
11 Dec	FNB OB Pmt Ndzm68665	1,850.00Cr	4,304,442.97Cr	
11 Dec	FNB OB Pmt Ndzm 217845 Storm P	3,465.05Cr	4,307,908.02Cr	
11 Dec	Sbx Deposit Sbx33710283597583	509.83Cr	4,308,417.85Cr	
11 Dec	#Sbx Deposit Fee #Sbx Depsit Fee	50.00Cr	4,308,467.85Cr	
11 Dec	FNB App Payment From S Preston - 21535	0.41	4,308,467.44Cr	
11 Dec	FNB OB Pmt Ndzm 30058343	3,700.00Cr	4,312,167.44Cr	
11 Dec	FNB OB Pmt Ndzm 30059832	4,872.70Cr	4,317,040.14Cr	
11 Dec	FNB OB Pmt Ndzm 259845	2,629.70Cr	4,319,669.84Cr	
11 Dec	FNB OB Pmt Ndzm 30061338	2,856.30Cr	4,322,526.14Cr	
11 Dec	FNB OB Pmt 30063361 - Corriway	1,052.95Cr	4,323,579.09Cr	
11 Dec	FNB OB Pmt Corriway Props 55215	2,418.00Cr	4,325,997.09Cr	
11 Dec	FNB OB Pmt 30065387	31,906.25Cr	4,357,903.34Cr	
11 Dec	FNB OB Pmt Ndzm34155	10,580.70Cr	4,368,484.04Cr	
11 Dec	FNB OB Pmt Ndzm 30061156	7,160.90Cr	4,375,644.94Cr	
		2,253.87Cr	4,377,898.81Cr	

Branch Number	Account Number	Date	ODA DB/YW/AV/ZZ/ZZ/RK/BB/5Q/WB/N	FN
887	62026224999	2025/12/31	PUBLIC SECTOR CHEQUE ACCOUNT	

Date	Description	Amount	Balance	Accrued Bank Charges
31 Dec	FNB OB Pmt Kwas 262035			
31 Dec	FNB OB Pmt Rjc Craig Fam Tr 136	2,049.35Cr	4,379,948.16Cr	
31 Dec	FNB OB Pmt 84015	7,933.30Cr	4,387,881.46Cr	
31 Dec	FNB App Payment From 30068256	1,198.65Cr	4,389,080.11Cr	
31 Dec	FNB OB Pmt 30064702	1,644.95Cr	4,390,725.06Cr	
31 Dec	FNB OB Pmt 30062724	1,188.70Cr	4,391,913.76Cr	
31 Dec	FNB OB Pmt Kwas 123175	415.60Cr	4,392,329.36Cr	
31 Dec	FNB OB Pmt Kwas 30067262	3,122.75Cr	4,395,452.11Cr	
31 Dec	FNB OB Pmt Kwas 123155	7,010.21Cr	4,402,462.32Cr	
31 Dec	FNB OB Pmt Kwas 123245	5,530.60Cr	4,407,992.92Cr	
31 Dec	FNB OB Pmt Kwas 131935	4,042.60Cr	4,412,035.52Cr	
31 Dec	FNB OB Pmt Kwas 107415	571.63Cr	4,412,607.15Cr	
31 Dec	FNB OB Pmt 254905	1,440.80Cr	4,414,047.95Cr	
31 Dec	FNB OB Pmt 254915	858.95Cr	4,414,906.90Cr	
31 Dec	FNB App Payment From 13005	82.30Cr	4,414,989.20Cr	
31 Dec	ADT Cash Deposit Musgr Rd	1,300.00Cr	4,416,289.20Cr	
31 Dec	FNB OB Pmt 246285	2,000.00Cr	4,418,289.20Cr	
31 Dec	FNB OB Pmt 246455	1,491.75Cr	4,419,780.95Cr	
31 Dec	FNB OB Pmt 30057988	1,456.65Cr	4,421,237.60Cr	
31 Dec	FNB OB Pmt 259755	1,268.95Cr	4,422,506.55Cr	
31 Dec	FNB OB Pmt 259875	1,784.85Cr	4,424,291.40Cr	
31 Dec	FNB OB Pmt 30058893	485.75Cr	4,424,777.15Cr	
31 Dec	FNB OB Pmt 259415	1,456.55Cr	4,426,233.70Cr	
31 Dec	FNB OB Pmt 254425	2,347.65Cr	4,428,581.35Cr	
31 Dec	FNB OB Pmt Kwas 217425 Gouveia	1,491.70Cr	4,430,073.05Cr	
31 Dec	FNB OB Pmt 30064290	1,252.66Cr	4,431,325.71Cr	
31 Dec	FNB OB Pmt 165795	4,859.33Cr	4,436,185.04Cr	
31 Dec	FNB OB Pmt 173855	6,762.00Cr	4,442,947.04Cr	
31 Dec	FNB OB Pmt 233345	1,784.87Cr	4,444,731.91Cr	
31 Dec	FNB OB Pmt Ndzlm30062896	3,584.34Cr	4,448,316.25Cr	
31 Dec	FNB OB Pmt Ndzlm30062030	2,902.12Cr	4,451,218.37Cr	
31 Dec	Magtape Credit Investecpbnndzlm30055780	418.75Cr	4,451,637.12Cr	
31 Dec	Magtape Credit 30062494	55.45Cr	4,451,692.57Cr	
31 Dec	Magtape Credit Investecpbnndzlm30055539	241.07Cr	4,451,933.64Cr	
31 Dec	Magtape Credit Capitec 30063842	262.50Cr	4,452,196.14Cr	
31 Dec	Magtape Credit 30068249	390.00Cr	4,452,586.14Cr	
31 Dec	Magtape Credit Capitec Acc No. 30068081	452.00Cr	4,453,038.14Cr	
31 Dec	Magtape Credit 11969	480.00Cr	4,453,518.14Cr	
31 Dec	Magtape Credit Investecpbnndzlm30055807	565.52Cr	4,454,083.66Cr	
31 Dec	Magtape Credit 11811	583.35Cr	4,454,667.01Cr	
31 Dec	Magtape Credit 11419	671.05Cr	4,455,338.06Cr	
31 Dec	Magtape Credit Investecpbkwas 238525 Jamieson	694.50Cr	4,456,032.56Cr	
31 Dec	Magtape Credit 11763	703.80Cr	4,456,736.36Cr	
31 Dec	Magtape Credit 9360	717.95Cr	4,457,454.31Cr	
31 Dec	Magtape Credit 30065978	741.40Cr	4,458,195.71Cr	
31 Dec	Magtape Credit 30065961	748.10Cr	4,458,943.81Cr	
31 Dec	Magtape Credit 66433	775.85Cr	4,459,719.66Cr	
31 Dec	Magtape Credit Ndzlm30069037	788.30Cr	4,460,507.96Cr	
31 Dec	Magtape Credit Ndzlm 30064300	914.35Cr	4,461,422.31Cr	
31 Dec	Magtape Credit Acc No 123135	1,000.00Cr	4,462,422.31Cr	
31 Dec	Magtape Credit 30062614	1,000.00Cr	4,463,422.31Cr	
31 Dec	Magtape Credit ABSA Bank Ndzlm 30066694	1,029.59Cr	4,464,451.90Cr	
31 Dec	Magtape Credit Ndzlm - 30060904 Erf 638	1,102.15Cr	4,465,554.05Cr	
31 Dec	Magtape Credit 68695	1,185.60Cr	4,466,739.65Cr	
31 Dec	Magtape Credit Stoneyglenac110975 Stoney Glen	1,273.72Cr	4,468,013.37Cr	
31 Dec	Magtape Credit 30055632	1,330.00Cr	4,469,343.37Cr	
31 Dec	Magtape Credit 30066618	1,357.71Cr	4,470,701.08Cr	
31 Dec	Magtape Credit A.L.Sanders 107525	1,496.25Cr	4,472,197.33Cr	
31 Dec	Magtape Credit 30055687	1,500.00Cr	4,473,697.33Cr	
31 Dec	Magtape Credit Kwas-264635	1,634.80Cr	4,475,332.13Cr	
		1,634.80Cr	4,476,966.93Cr	

Branch Number	Account Number	Date	DDA DB/YW/AV/ZZ/ZZ/RK/BB/5Q/WB/N	FN
887	62026224999	2025/12/31	PUBLIC SECTOR CHEQUE ACCOUNT	

Transactions in RAND (ZAR) : 62026224999

Date	Description	Amount	Balance	Accrued Bank Charges
31 Dec	Magtape Credit Ndzm 30057373			
31 Dec	Magtape Credit 262085	1,644.17Cr	4,478,611.10Cr	
31 Dec	Magtape Credit 30066199	1,800.00Cr	4,480,411.10Cr	
31 Dec	Magtape Credit 30062580	1,800.00Cr	4,482,211.10Cr	
31 Dec	Magtape Credit Ndzm173995	1,856.46Cr	4,484,067.56Cr	
31 Dec	Magtape Credit 30055481	2,077.99Cr	4,486,145.55Cr	
31 Dec	Magtape Credit 30062683	2,078.13Cr	4,488,223.68Cr	
31 Dec	Magtape Credit 30061888	2,078.13Cr	4,490,301.81Cr	
31 Dec	Magtape Credit Ndzm102155 Sewbuckus	2,200.00Cr	4,492,501.81Cr	
31 Dec	Magtape Credit 30062456	2,250.00Cr	4,494,751.81Cr	
31 Dec	Magtape Credit 30067310	2,299.80Cr	4,497,051.61Cr	
31 Dec	Magtape Credit Ndzm 233985	2,300.80Cr	4,499,352.41Cr	
31 Dec	Magtape Credit 46909	2,342.45Cr	4,501,694.86Cr	
31 Dec	Magtape Credit 30060090	2,355.21Cr	4,504,050.07Cr	
31 Dec	Magtape Credit Kwas-264185	2,400.00Cr	4,506,450.07Cr	
31 Dec	Magtape Credit 30062425	2,660.00Cr	4,509,110.07Cr	
31 Dec	Magtape Credit Ndzm 57727	2,964.80Cr	4,512,074.87Cr	
31 Dec	Magtape Credit Ndzm 30059007	2,992.50Cr	4,515,067.37Cr	
31 Dec	Magtape Credit 62680	3,305.86Cr	4,518,373.23Cr	
31 Dec	Magtape Credit Ndzm 30059997	4,100.83Cr	4,522,474.06Cr	
31 Dec	Magtape Credit 30062597	4,468.00Cr	4,526,942.06Cr	
31 Dec	Magtape Credit 30062690	4,571.88Cr	4,531,513.94Cr	
31 Dec	Magtape Credit 30062621	5,513.96Cr	4,537,027.90Cr	
31 Dec	Magtape Credit 46899	6,566.88Cr	4,543,594.78Cr	
31 Dec	Internal Debit Order F/Card Comcommis00014603	7,370.43Cr	4,550,965.21Cr	
31 Dec	Internal Debit Order F/Card Comcommis00013209	4.14	4,550,961.07Cr	
31 Dec	Internal Debit Order F/Card Comrental00014603FNB	370.60	4,550,590.47Cr	
31 Dec	Internal Debit Order F/Card Comrental00013209FNB	448.50	4,550,141.97Cr	
31 Dec	Magtape Debit M-Choice M-Choice204082927	448.50	4,549,693.47Cr	
Closing Balance		490.00	4,549,203.47Cr	12.00
			4,549,203.47Cr	

Turnover for Statement Period

No. Credit Transactions 108	
No. Debit Transactions 6	275,962.90Cr
	1,762.15Dr

Please contact us within 30 days from your statement date, should you wish to query an entry on this statement (incl. card transactions done during this statement period, but not yet reflecting). Should we not hear from you, we will assume that you have received the statement and that it is correct.

For more information on your Pricing Option, please contact us or visit our website.

For the latest Credit Rates on product, please go to fnb.co.za

First National Bank - a division of FirstRand Bank Limited. Registration Number 1929/001225/06. An Authorised Financial Services and Credit Provider (NCRCP20). On 21 November 2025, the Prime Lending Rate changed to 10.25%. This may impact the rate on any of your credit facilities.

Branch Number	Account Number	Date	DDA DB/YW/AV/ZZ/ZZ/RK/BB/SQ/WB/N	FN
887	62026224999	2025/12/31	PUBLIC SECTOR CHEQUE ACCOUNT	

DR NKOSAZANA DLAMINI-ZUMA LOCAL MUNICIPALITY						
GRANTS SUMMARY DECEMBER 2025						
GRANT NAME	ITEM ACCOUNT	ORIGINAL BUDGET 2025/2026	APPROVED ROLLOVER BY NATIONAL TREASURY	TOTAL RECEIVED 31 DECEMBER 2025	TOTAL SPENT 31 DECEMBER 2025	TOTAL UNSPENT 31 DECEMBER 2025
NATIONAL TREASURY GRANTS						
	MIG	38 868 000,00		28 000 000,00	15 956 888,49	12 043 111,51
	FMG	2 000 000,00		2 000 000,00	1 488 221,59	511 778,41
	EPWP	2 135 000,00		1 495 000,00	1 770 849,88	275 849,88
SUB-TOTAL		43 003 000,00	-	31 495 000,00	19 215 959,96	12 279 040,04
KZN PROVINCIAL GRANTS						
	LIBRARY SERVICE OPERATIONAL GRANT	4 933 000,00		4 887 000,00	3 060 649,99	1 826 350,01
	CLEANEST MUNICIPALITY COMPETITION		400 000,00	-	-	400 000,00
	GREENEST AND SMART MUNICIPALITY		132 869,86	-	-	132 869,86
SUB-TOTAL		4 933 000,00	532 869,86	4 887 000,00	3 060 649,99	2 359 219,87
TOTAL GRANTS		47 936 000,00	532 869,86	36 382 000,00	22 276 609,95	14 638 259,91

PREPARED BY:

Miss. T Makhanya

06/01/2026

APPROVED BY:

Mr. N. Wela

Municipal In-year reports & supporting tables

mSCOA Version 6.9

[Click for Instructions!](#)

Accountability

Transparency

**Information &
service delivery**



national treasury

Department:
National Treasury
REPUBLIC OF SOUTH AFRICA

Contact details:

Budget submission enquiries:

Lawrence Gqesha

National Treasury

Electronic documents: lgdocuments@treasury.gov.za

Electronic submissions: LG Upload Portal

Preparation Instructions

Municipality Name: KZN436 Dr Nkosazana Dlamini Zuma ▼

CFO Name: Mkhumbuzeni Philip Mtungwa

Tel: 0398331038 **Fax:** 0398331539

E-Mail: cfo@ndz.gov.za

Reporting period: M06 December ▼

MTREF: 2025 ▼

Budget Year: 2025/26

Does this municipality have Entities? No ▼

If YES: Identify type of report: M06 December ▼

Name Votes & Sub-Votes

Printing Instructions

Showing / Hiding Columns

Hide Reference columns on all sheets

Hide Pre-audit columns on all sheets

Showing / Clearing Highlights

Clear Highlights on all sheets

Importants documents which provide essential assistance

[MFMA Budget Circular](#) [Click to view](#)

[MBRR Budget Formats Guide](#) [Click to view](#)

[Dummy Budget Guide](#) [Click to view](#)

[Funding Compliance Guide](#) [Click to view](#)

[MFMA Return Forms](#) [Click to view](#)

Organisational Structure Votes	Complete Votes & Sub-Votes	Select Org. Structure
Vote 1 - EXECUTIVE AND COUNCIL	Vote 1 EXECUTIVE AND COUNCIL	
Vote 2 - BUDGET AND TREASURY	1,1 EXECUTIVE & COUNCIL	1,1 - EXECUTIVE & COUNCIL
Vote 3 - CORPORATE SERVICES	1,2 INTERNAL AUDIT	1,2 - INTERNAL AUDIT
Vote 4 - COMMUNITY SERVICES	1,3 [Name of sub-vote]	
Vote 5 - PUBLIC WORKS AND BASIC SERVICES	1,4 [Name of sub-vote]	
Vote 6 - PLANNING AND DEVELOPMNT	1,5 [Name of sub-vote]	
Vote 7 - [NAME OF VOTE 7]	1,6 [Name of sub-vote]	
Vote 8 - [NAME OF VOTE 8]	1,7 [Name of sub-vote]	
Vote 9 - [NAME OF VOTE 9]	1,8 [Name of sub-vote]	
Vote 10 - [NAME OF VOTE 10]	1,9 [Name of sub-vote]	
Vote 11 - [NAME OF VOTE 11]	1,10 [Name of sub-vote]	
Vote 12 - [NAME OF VOTE 12]	Vote 2 BUDGET AND TREASURY	
Vote 13 - [NAME OF VOTE 13]	2,1 BUDGET & TREASURY	2,1 - BUDGET & TREASURY
Vote 14 - [NAME OF VOTE 14]	2,2 [Name of sub-vote]	
Vote 15 - [NAME OF VOTE 15]	2,3 [Name of sub-vote]	
	Vote 3 CORPORATE SERVICES	
	3,1 CORPORATE SERVICES	3,1 - CORPORATE SERVICES
	3,2 HUMAN RESOURCES	3,2 - HUMAN RESOURCES
	Vote 4 COMMUNITY SERVICES	
	4,1 COMMUNITY SERVICES	4,1 - COMMUNITY SERVICES
	4,2 TRAFFIC	4,2 - TRAFFIC
	4,3 DISASTER MANAGEMENT	4,3 - DISASTER MANAGEMENT
	4,4 MUNICIPAL POUND	4,4 - MUNICIPAL POUND
	4,5 SPORTSFIELDS	4,5 - SPORTSFIELDS
	4,6 LIBRARIES	4,6 - LIBRARIES
	4,7 COMMUNITY PROGRAMS	4,7 - COMMUNITY PROGRAMS
	4,8 PARKS AND CEMETERIES	4,8 - PARKS AND CEMETERIES
	Vote 5 PUBLIC WORKS AND BASIC SERVICES	
	5,1 ROADS	5,1 - ROADS
	5,2 HOUSING	5,2 - HOUSING
	5,3 WASTE MANAGEMENT	5,3 - WASTE MANAGEMENT
	5,4 PMU	5,4 - PMU
	Vote 6 PLANNING AND DEVELOPMNT	
	6,1 PLANNING AND DEVELOPMENT	6,1 - PLANNING AND DEVELOPMENT
	6,2 LED AND TOURISM	6,2 - LED AND TOURISM

KZN436 Dr Nkosazana Dlamini Zuma - Contact Information**A. GENERAL INFORMATION**

Municipality	KZN436 Dr Nkosazana Dlamini Zuma
Grade	3
Province	K7N KWAZULU-NATAL
Web Address	www.ndz.gov.za
E-mail Address	cfo@ndz.gov.za

1 Grade in terms of the Remuneration of Public Office Bearers Act.

B. CONTACT INFORMATION**Postal address:**

P.O. Box	P.O. Box 62
City / Town	Creighton
Postal Code	3263

Street address

Building	Dr. Nkosazana Dlamini Zuma Municipality
Street No. & Name	Main Street, Creighton
City / Town	Creighton
Postal Code	3263

General Contacts

Telephone number	0398331038
Fax number	0398331539

C. POLITICAL LEADERSHIP**Speaker:**

ID Number	790308559082
Title	Mr
Name	Simso Sydney Phoswa
Telephone number	0398331038
Cell number	072 708 4358
Fax number	0398331539
E-mail address	treemanphoswa@gmail.com

Secretary/PA to the Speaker:

ID Number	7810155701084
Title	Mr
Name	Velani Sosibo
Telephone number	0398331038
Cell number	073 470 3037
Fax number	0398331539
E-mail address	Sosibov@ndz.gov.za

Mayor/Executive Mayor:

ID Number	7007290351087
Title	Mrs
Name	Precious Sindisiwe Msimi
Telephone number	0398331038
Cell number	082 598 5467
Fax number	0398331539
E-mail address	majobemsimi@gmail.com

Secretary/PA to the Mayor/Executive Mayor:

ID Number	8609120879085
Title	Miss
Name	Phumla Siskakane
Telephone number	0398331038
Cell number	067 957 3640
Fax number	0398331539
E-mail address	Siskakanes@ndz.gov.za

Deputy Mayor/Executive Mayor:

ID Number	8312290301085
Title	Miss
Name	Kholeka Annacieta Hadebe
Telephone number	0398331038
Cell number	063 699 8803
Fax number	0398331539
E-mail address	khoiz83@gmail.com

Secretary/PA to the Deputy Mayor/Executive Mayor:

ID Number	8812110692084
Title	Miss
Name	Nokwanda Chui
Telephone number	0398331038
Cell number	082 951 0341
Fax number	0398331539
E-mail address	chui@ndz.gov.za

D. MANAGEMENT LEADERSHIP

Municipal Manager:		Secretary/PA to the Municipal Manager:	
ID Number	8901275582081	ID Number	8807130737083
Title	Mr	Title	Miss
Name	NKOSIYEZWE Cyprian VEZI	Name	Sphumelele Mbatna
Telephone number	0398331038	Telephone number	0398331038
Cell number	0739766682	Cell number	0713041194
Fax number	0398331539	Fax number	0398331539
E-mail address	vezin@naz.gov.za	E-mail address	mbatnan@naz.gov.za
Chief Financial Officer		Secretary/PA to the Chief Financial Officer	
ID Number	8109265730086	ID Number	U
Title	Mr	Title	Miss
Name	MKUMBUZENI Philip Mlungwa	Name	Xoliswa Memeia
Telephone number	0398331038	Telephone number	0398331038
Cell number	0605445411	Cell number	0606285010
Fax number	0398331539	Fax number	0398331539
E-mail address	cro@naz.gov.za	E-mail address	memeiap@naz.gov.za
Official responsible for submitting financial information		Official responsible for submitting financial information	
ID Number	8903295560087	ID Number	8410160917087
Title	Mr	Title	Miss
Name	NKOSINATHI Vela	Name	NOKUTHULA KNUDONI
Telephone number	0398331038	Telephone number	0398331038
Cell number	0794956452	Cell number	0727700153
Fax number	0398331539	Fax number	0398331539
E-mail address	velan@naz.gov.za	E-mail address	knudoni@naz.gov.za
Official responsible for submitting financial information		Official responsible for submitting financial information	
ID Number	8809220867085	ID Number	9301310484087
Title	Miss	Title	Miss
Name	NOJUTHANDO Dlamini	Name	Inembekile Maknanya
Telephone number	0398331038	Telephone number	0398331038
Cell number	0635132839	Cell number	0734326527
Fax number	0398331539	Fax number	0398331539
E-mail address	dlamininp@naz.gov.za	E-mail address	maknanyat@naz.gov.za

KZN436 Dr Nkosazana Dlamini Zuma - Table C1 Monthly Budget Statement Summary - M06 December

Description	Budget Year 2025/26								
	2024/25 Audited Outcome	Original Budget	Adjusted Budget	Monthly Actual	YearTD Actual	YearTD Budget	YTD Variance	YTD Variance %	Full Year Forecast
R thousands									
Financial Performance									
Property rates	44 315	46 096	46 096	3 913	23 372	23 048	324	1%	46 096
Service charges	4 528	4 861	4 861	407	2 450	2 431	19	1%	4 861
Investment revenue	13 672	16 732	16 732	1 319	5 290	8 366	(3 076)	-37%	16 732
Transfers and subsidies - Operational	179 345	179 187	179 187	990	76 927	89 593	(12 667)	-14%	179 187
Other own revenue	21 558	15 641	15 641	1 097	5 901	7 821	(1 920)	-25%	15 641
Total Revenue (excluding capital transfers and contributions)	263 417	262 517	262 517	7 725	113 940	131 258	(17 319)	-13%	262 517
Employee costs	88 621	104 388	104 388	11 503	47 473	52 194	(4 721)	-9%	104 388
Remuneration of Councillors	12 750	14 499	14 499	1 077	6 831	7 249	(418)	-6%	14 499
Depreciation and amortisation	52 810	54 038	54 038	4 478	27 105	27 019	86	0%	54 038
Interest	2 799	1 240	1 240	173	1 099	620	479	77%	1 240
Inventory consumed and bulk purchases	4 838	6 627	6 627	498	1 952	3 314	(1 361)	-41%	6 627
Transfers and subsidies	2 357	2 075	2 075	75	486	1 037	(551)	-53%	2 075
Other expenditure	105 655	114 818	114 818	10 070	50 211	57 404	(7 193)	-13%	114 818
Total Expenditure	269 831	297 684	297 684	27 874	135 157	148 837	(13 680)	-9%	297 684
Surplus/(Deficit)	(6 414)	(35 168)	(35 168)	(20 149)	(21 218)	(17 579)	(3 639)	21%	(35 168)
Transfers and subsidies - capital (monetary allocations)	32 185	38 868	38 868	2 647	15 957	19 434	(3 477)	-18%	38 868
Transfers and subsidies - capital (in-kind)	—	—	—	—	—	—	—	—	—
Surplus/(Deficit) after capital transfers & contributions	25 771	3 700	3 700	(17 502)	(5 261)	1 855	(7 116)	-384%	3 700
Share of surplus/ (deficit) of associate	—	—	—	—	—	—	—	—	—
Surplus/ (Deficit) for the year	25 771	3 700	3 700	(17 502)	(5 261)	1 855	(7 116)	-384%	3 700
Capital expenditure & funds sources									
Capital expenditure	74 096	62 833	62 833	4 849	22 738	31 416	(8 678)	-28%	62 833
Capital transfers recognised	54	33 798	33 798	2 301	14 533	16 899	(2 366)	-14%	33 798
Borrowing	—	—	—	—	—	—	—	—	—
Internally generated funds	18 635	29 034	29 034	2 548	8 205	14 517	(6 312)	-43%	29 034
Total sources of capital funds	18 689	62 833	62 833	4 849	22 738	31 416	(8 678)	-28%	62 833
Financial position									
Total current assets	200 864	160 934	160 934		258 840				160 934
Total non current assets	536 560	615 740	615 740		587 065				615 740
Total current liabilities	42 761	50 619	50 619		101 114				50 619
Total non current liabilities	26 285	23 347	23 347		26 803				23 347
Community wealth/Equity	723 249	702 708	702 708		723 249				702 708
Cash flows									
Net cash from (used) operating	576 176	56 420	56 420	(8 873)	231 212	28 210	(203 002)	-720%	281 356
Net cash from (used) investing	(78 070)	(72 258)	(72 258)	(9 928)	(27 785)	36 129	63 914	177%	72 258
Net cash from (used) financing	—	—	—	—	—	—	—	—	—
Cash/cash equivalents at the month/year end	784 407	70 039	70 039	—	561 690	150 216	(411 474)	-274%	711 877
Debtors & creditors analysis	0-30 Days	31-60 Days	61-90 Days	91-120 Days	121-150 Dys	151-180 Dys	181 Dys-1 Yr	Over 1Yr	Total
Debtors Age Analysis									
Total By Income Source	—	—	—	—	—	—	—	—	—
Creditors Age Analysis									
Total Creditors	—	—	—	—	—	—	—	—	—

KZN436 Dr Nkosazana Dlamini Zuma - Table C2 Monthly Budget Statement - Financial Performance (functional classification) - M06 December

Description	Ref	2024/25	Budget Year 2025/26							
		Audited Outcome	Original Budget	Adjusted Budget	Monthly Actual	YearTD Actual	YearTD Budget	YTD Variance	YTD Variance %	Full Year Forecast
R thousands										
Revenue - Functional										
Governance and administration		245 418	248 445	248 445	6 264	105 954	124 222	(18 268)	-15%	248 445
Executive and council		-	-	-	-	-	-	-	-	-
Finance and administration		245 418	248 445	248 445	6 264	105 954	124 222	(18 268)	-15%	248 445
Internal audit		-	-	-	-	-	-	-	-	-
Community and public safety		6 512	6 753	6 753	920	3 886	3 377	509	15%	6 753
Community and social services		4 868	4 942	4 942	803	3 061	2 471	589	24%	4 942
Sport and recreation		-	-	-	-	-	-	-	-	-
Public safety		1 644	1 811	1 811	117	825	905	(81)	-9%	1 811
Housing		-	-	-	-	-	-	-	-	-
Health		-	-	-	-	-	-	-	-	-
Economic and environmental services		33 491	41 325	41 325	2 781	17 607	20 663	(3 055)	-15%	41 325
Planning and development		307	322	322	16	155	161	(6)	-4%	322
Road transport		33 184	41 003	41 003	2 765	17 452	20 502	(3 050)	-15%	41 003
Environmental protection		-	-	-	-	-	-	-	-	-
Trading services		10 181	4 861	4 861	407	2 450	2 431	19	1%	4 861
Energy sources		4 786	-	-	-	-	-	-	-	-
Water management		-	-	-	-	-	-	-	-	-
Waste water management		-	-	-	-	-	-	-	-	-
Waste management		5 395	4 861	4 861	407	2 450	2 431	19	1%	4 861
Other	4	-	-	-	-	-	-	-	-	-
Total Revenue - Functional	2	295 602	301 385	301 385	10 372	129 897	150 692	(20 796)	-14%	301 385
Expenditure - Functional										
Governance and administration		160 102	180 396	180 396	16 394	81 364	90 193	(8 829)	-10%	180 396
Executive and council		28 962	31 746	31 746	2 633	14 043	15 873	(1 830)	-12%	31 746
Finance and administration		128 413	144 732	144 786	13 439	65 758	72 388	(6 630)	-9%	144 786
Internal audit		2 727	3 919	3 865	322	1 562	1 932	(370)	-19%	3 865
Community and public safety		38 498	43 298	43 298	4 612	19 188	21 649	(2 461)	-11%	43 298
Community and social services		19 959	22 053	22 080	2 836	11 242	11 040	202	2%	22 080
Sport and recreation		173	-	-	26	98	-	98	-	-
Public safety		15 578	20 237	20 209	1 697	7 373	10 105	(2 731)	-27%	20 209
Housing		2 788	1 009	1 009	52	475	504	(29)	-6%	1 009
Health		-	-	-	-	-	-	-	-	-
Economic and environmental services		51 040	57 993	57 993	5 393	28 795	28 996	(201)	-1%	57 993
Planning and development		10 156	24 432	24 432	979	7 744	12 216	(4 472)	-37%	24 432
Road transport		40 884	33 560	33 560	4 413	21 051	16 780	4 271	25%	33 560
Environmental protection		-	-	-	-	-	-	-	-	-
Trading services		18 414	10 902	10 902	1 313	5 131	5 451	(320)	-6%	10 902
Energy sources		8 334	-	-	-	-	-	-	-	-
Water management		-	-	-	-	-	-	-	-	-
Waste water management		-	-	-	-	-	-	-	-	-
Waste management		10 079	10 902	10 902	1 313	5 131	5 451	(320)	-6%	10 902
Other		1 777	5 095	5 095	163	680	2 548	(1 868)	-73%	5 095
Total Expenditure - Functional	3	269 831	297 684	297 684	27 874	135 157	148 837	(13 680)	-9%	297 684
Surplus/ (Deficit) for the year		25 771	3 700	3 700	(17 502)	(5 261)	1 855	(7 116)	-384%	3 700

KZN436 Dr Nkosazana Dlamini Zuma - Table C3 Monthly Budget Statement - Financial Performance (revenue and expenditure by municipal vote) - M06

Vote Description	Ref	2024/25	Budget Year 2025/26							
		Audited Outcome	Original Budget	Adjusted Budget	Monthly Actual	YearTD Actual	YearTD Budget	YTD Variance	YTD Variance %	Full Year Forecast
R thousands										
Revenue by Vote	1									
Vote 1 - EXECUTIVE AND COUNCIL		-	-	-	-	-	-	-	-	-
Vote 2 - BUDGET AND TREASURY		245 749	248 386	248 386	6 356	106 439	124 193	(17 754)	-14,3%	248 386
Vote 3 - CORPORATE SERVICES		126	59	59	-	-	29	(29)	-100,0%	59
Vote 4 - COMMUNITY SERVICES		10 618	11 614	11 614	1 236	5 886	5 807	78	1,3%	11 614
Vote 5 - PUBLIC WORKS AND BASIC SERVICES		38 803	41 003	41 003	2 765	17 452	20 502	(3 050)	-14,9%	41 003
Vote 6 - PLANNING AND DEVELOPMNT		306	322	322	16	120	161	(41)	-25,6%	322
Vote 7 - [NAME OF VOTE 7]		-	-	-	-	-	-	-	-	-
Vote 8 - [NAME OF VOTE 8]		-	-	-	-	-	-	-	-	-
Vote 9 - [NAME OF VOTE 9]		-	-	-	-	-	-	-	-	-
Vote 10 - [NAME OF VOTE 10]		-	-	-	-	-	-	-	-	-
Vote 11 - [NAME OF VOTE 11]		-	-	-	-	-	-	-	-	-
Vote 12 - [NAME OF VOTE 12]		-	-	-	-	-	-	-	-	-
Vote 13 - [NAME OF VOTE 13]		-	-	-	-	-	-	-	-	-
Vote 14 - [NAME OF VOTE 14]		-	-	-	-	-	-	-	-	-
Vote 15 - [NAME OF VOTE 15]		-	-	-	-	-	-	-	-	-
Total Revenue by Vote	2	295 602	301 385	301 385	10 372	129 897	150 692	(20 796)	-13,8%	301 385
Expenditure by Vote	1									
Vote 1 - EXECUTIVE AND COUNCIL		31 690	35 665	35 611	2 955	15 606	17 805	(2 200)	-12,4%	35 611
Vote 2 - BUDGET AND TREASURY		87 966	94 656	94 710	8 729	44 464	47 350	(2 886)	-6,1%	94 710
Vote 3 - CORPORATE SERVICES		40 446	49 575	49 575	4 710	21 294	24 788	(3 493)	-14,1%	49 575
Vote 4 - COMMUNITY SERVICES		35 710	42 290	42 290	4 560	18 713	21 145	(2 432)	-11,5%	42 290
Vote 5 - PUBLIC WORKS AND BASIC SERVICES		63 661	56 463	56 463	6 122	31 549	28 232	3 318	11,8%	56 463
Vote 6 - PLANNING AND DEVELOPMNT		10 358	19 035	19 035	798	3 531	9 518	(5 986)	-62,9%	19 035
Vote 7 - [NAME OF VOTE 7]		-	-	-	-	-	-	-	-	-
Vote 8 - [NAME OF VOTE 8]		-	-	-	-	-	-	-	-	-
Vote 9 - [NAME OF VOTE 9]		-	-	-	-	-	-	-	-	-
Vote 10 - [NAME OF VOTE 10]		-	-	-	-	-	-	-	-	-
Vote 11 - [NAME OF VOTE 11]		-	-	-	-	-	-	-	-	-
Vote 12 - [NAME OF VOTE 12]		-	-	-	-	-	-	-	-	-
Vote 13 - [NAME OF VOTE 13]		-	-	-	-	-	-	-	-	-
Vote 14 - [NAME OF VOTE 14]		-	-	-	-	-	-	-	-	-
Vote 15 - [NAME OF VOTE 15]		-	-	-	-	-	-	-	-	-
Total Expenditure by Vote	2	269 831	297 684	297 684	27 874	135 157	148 837	(13 680)	-9,2%	297 684
Surplus/ (Deficit) for the year	2	25 771	3 700	3 700	(17 502)	(5 261)	1 855	(7 116)	-383,6%	3 700

KZN436 Dr Nkosazana Dlamini Zuma - Table C4 Monthly Budget Statement - Financial Performance (revenue and expenditure) - M06 December

Description	Ref	2024/25	Budget Year 2025/26							
		Audited Outcome	Original Budget	Adjusted Budget	Monthly Actual	YearTD Actual	YearTD Budget	YTD Variance	YTD Variance	Full Year Forecast
R thousands										
Revenue									%	
Exchange Revenue										
Service charges - Electricity		—	—	—	—	—	—	—		—
Service charges - Water		—	—	—	—	—	—	—		—
Service charges - Waste Water Management		—	—	—	—	—	—	—		—
Service charges - Waste management		4 528	4 861	4 861	407	2 450	2 431	19	1%	4 861
Sale of Goods and Rendering of Services		5 294	647	647	18	229	323	(94)	-29%	647
Agency services		605	751	751	—	195	375	(180)	-48%	751
Interest		—	—	—	—	—	—	—		—
Interest earned from Receivables		—	—	—	—	—	—	—		—
Interest earned from Current and Non Current Assets		13 672	16 732	16 732	1 319	5 290	8 366	(3 076)	-37%	16 732
Dividends		—	—	—	—	—	—	—		—
Rent on Land		—	—	—	—	—	—	—		—
Rental from Fixed Assets		1 885	2 153	2 153	111	700	1 076	(376)	-35%	2 153
Licence and permits		691	445	445	33	247	223	24	11%	445
Special rating levies		—	—	—	—	—	—	—		—
Operational Revenue		185	825	825	2	60	413	(353)	-86%	825
Non-Exchange Revenue										
Property rates		44 315	46 096	46 096	3 913	23 372	23 048	324	1%	46 096
Surcharges and Taxes		—	—	—	—	—	—	—		—
Fines, penalties and forfeits		911	2 602	2 602	97	1 296	1 301	(5)	0%	2 602
Licence and permits		—	20	20	—	—	10	(10)	-100%	20
Transfer and subsidies - Operational		179 345	179 187	179 187	990	76 927	89 593	(12 667)	-14%	179 187
Interest		9 066	8 198	8 198	836	3 173	4 099	(926)	-23%	8 198
Fuel Levy		—	—	—	—	—	—	—		—
Operational Revenue		—	—	—	—	—	—	—		—
Gains on disposal of Assets		543	—	—	—	—	—	—		—
Other Gains		2 378	—	—	—	—	—	—		—
Discontinued Operations		—	—	—	—	—	—	—		—
Total Revenue (excluding capital transfers and contributions)		263 417	262 517	262 517	7 725	113 940	131 258	—		262 517
Expenditure By Type										
Employee related costs		88 621	104 388	104 388	11 503	47 473	52 194	(4 721)	-9%	104 388
Remuneration of councillors		12 750	14 499	14 499	1 077	6 831	7 249	(418)	-6%	14 499
Bulk purchases - electricity		—	—	—	—	—	—	—		—
Inventory consumed		4 838	6 627	6 627	498	1 952	3 314	(1 361)	-41%	6 627
Debt impairment		(150)	4 746	4 746	—	(1 136)	2 373	(3 509)	-148%	4 746
Depreciation and amortisation		52 810	54 038	54 038	4 478	27 105	27 019	86	0%	54 038
Interest		2 799	1 240	1 240	173	1 099	620	479	77%	1 240
Contracted services		55 200	59 858	59 895	5 099	28 993	29 948	(955)	-3%	59 895
Transfers and subsidies		2 357	2 075	2 075	75	486	1 037	(551)	-53%	2 075
Irrecoverable debts written off		2 566	3 900	3 900	—	533	1 950	(1 417)	-73%	3 900
Operational costs		48 039	46 314	46 277	4 971	21 821	23 133	(1 312)	-6%	46 277
Losses on Disposal of Assets		—	—	—	—	—	—	—		—
Other Losses		—	—	—	—	—	—	—		—
Total Expenditure		269 831	297 684	297 684	27 874	135 157	148 837	(13 680)	-9%	297 684
Surplus/(Deficit)		(6 414)	(35 168)	(35 168)	(20 149)	(21 218)	(17 579)	13 680	(0)	(35 168)
Transfers and subsidies - capital (monetary allocations)		32 185	38 868	38 868	2 647	15 957	19 434	(3 477)	(0)	38 868
Transfers and subsidies - capital (in-kind)		—	—	—	—	—	—	—		—
Surplus/(Deficit) after capital transfers & contributions		25 771	3 700	3 700	(17 502)	(5 261)	1 855			3 700
Income Tax		—	—	—	—	—	—	—		—
Surplus/(Deficit) after income tax		25 771	3 700	3 700	(17 502)	(5 261)	1 855			3 700
Share of Surplus/Deficit attributable to Joint Venture		—	—	—	—	—	—			—
Share of Surplus/Deficit attributable to Minorities		—	—	—	—	—	—			—
Surplus/(Deficit) attributable to municipality		25 771	3 700	3 700	(17 502)	(5 261)	1 855			3 700
Share of Surplus/Deficit attributable to Associate		—	—	—	—	—	—			—
Intercompany/Parent subsidiary transactions		—	—	—	—	—	—			—
Surplus/ (Deficit) for the year		25 771	3 700	3 700	(17 502)	(5 261)	1 855			3 700

KZN436 Dr Nkosazana Dlamini Zuma - Table C5 Monthly Budget Statement - Capital Expenditure (municipal vote, functional classification and funding) - M06 December

Vote Description	Ref	2024/25	Budget Year 2025/26							
		Audited Outcome	Original Budget	Adjusted Budget	Monthly Actual	YearTD Actual	YearTD Budget	YTD Variance	YTD Variance %	Full Year Forecast
R thousands	1									
Multi-Year expenditure appropriation	2									
Vote 1 - EXECUTIVE AND COUNCIL		—	—	—	—	—	—	—	—	—
Vote 2 - BUDGET AND TREASURY		—	100	100	—	—	50	(50)	-100%	100
Vote 3 - CORPORATE SERVICES		—	120	120	—	—	60	(60)	-100%	120
Vote 4 - COMMUNITY SERVICES		2 406	3 360	3 360	44	44	1 680	(1 636)	-97%	3 360
Vote 5 - PUBLIC WORKS AND BASIC SERVICES		166	41 151	41 151	3 323	16 781	20 576	(3 794)	-18%	41 151
Vote 6 - PLANNING AND DEVELOPMNT		—	—	—	—	—	—	—	—	—
Vote 7 - [NAME OF VOTE 7]		—	—	—	—	—	—	—	—	—
Vote 8 - [NAME OF VOTE 8]		—	—	—	—	—	—	—	—	—
Vote 9 - [NAME OF VOTE 9]		—	—	—	—	—	—	—	—	—
Vote 10 - [NAME OF VOTE 10]		—	—	—	—	—	—	—	—	—
Vote 11 - [NAME OF VOTE 11]		—	—	—	—	—	—	—	—	—
Vote 12 - [NAME OF VOTE 12]		—	—	—	—	—	—	—	—	—
Vote 13 - [NAME OF VOTE 13]		—	—	—	—	—	—	—	—	—
Vote 14 - [NAME OF VOTE 14]		—	—	—	—	—	—	—	—	—
Vote 15 - [NAME OF VOTE 15]		—	—	—	—	—	—	—	—	—
Total Capital Multi-year expenditure	4,7	2 571	44 731	44 731	3 367	16 825	22 365	(5 541)	-25%	44 731
Single Year expenditure appropriation	2									
Vote 1 - EXECUTIVE AND COUNCIL		114	231	231	40	149	116	34	29%	231
Vote 2 - BUDGET AND TREASURY		57 411	1 721	1 721	—	671	861	(190)	-22%	1 721
Vote 3 - CORPORATE SERVICES		2 261	2 562	2 562	—	669	1 281	(612)	-48%	2 562
Vote 4 - COMMUNITY SERVICES		6 205	6 798	6 798	—	309	3 399	(3 090)	-91%	6 798
Vote 5 - PUBLIC WORKS AND BASIC SERVICES		4 900	6 384	6 384	1 442	3 970	3 192	778	24%	6 384
Vote 6 - PLANNING AND DEVELOPMNT		634	405	405	—	146	202	(57)	-28%	405
Vote 7 - [NAME OF VOTE 7]		—	—	—	—	—	—	—	—	—
Vote 8 - [NAME OF VOTE 8]		—	—	—	—	—	—	—	—	—
Vote 9 - [NAME OF VOTE 9]		—	—	—	—	—	—	—	—	—
Vote 10 - [NAME OF VOTE 10]		—	—	—	—	—	—	—	—	—
Vote 11 - [NAME OF VOTE 11]		—	—	—	—	—	—	—	—	—
Vote 12 - [NAME OF VOTE 12]		—	—	—	—	—	—	—	—	—
Vote 13 - [NAME OF VOTE 13]		—	—	—	—	—	—	—	—	—
Vote 14 - [NAME OF VOTE 14]		—	—	—	—	—	—	—	—	—
Vote 15 - [NAME OF VOTE 15]		—	—	—	—	—	—	—	—	—
Total Capital single-year expenditure	4	71 525	18 102	18 102	1 482	5 913	9 051	(3 137)	-35%	18 102
Total Capital Expenditure	3	74 096	62 833	62 833	4 849	22 738	31 416	(8 678)	-28%	62 833
Capital Expenditure - Functional Classification										
Governance and administration		60 586	4 734	4 734	40	1 489	2 367	(878)	-37%	4 734
Executive and council		114	231	231	40	149	116	34	29%	231
Finance and administration		60 471	4 503	4 503	—	1 340	2 252	(912)	-40%	4 503
Internal audit		—	—	—	—	—	—	—	—	—
Community and public safety		8 623	10 495	10 495	44	568	5 247	(4 679)	-89%	10 495
Community and social services		5 876	4 717	4 717	44	293	2 358	(2 065)	-88%	4 717
Sport and recreation		—	—	—	—	—	—	—	—	—
Public safety		2 747	5 778	5 778	—	275	2 889	(2 614)	-90%	5 778
Housing		—	—	—	—	—	—	—	—	—
Health		—	—	—	—	—	—	—	—	—
Economic and environmental services		4 792	42 403	42 403	3 840	18 609	21 202	(2 592)	-12%	42 403
Planning and development		1 167	34 363	34 504	2 281	16 124	17 252	(1 128)	-7%	34 504
Road transport		3 625	8 040	7 899	1 559	2 485	3 950	(1 464)	-37%	7 899
Environmental protection		—	—	—	—	—	—	—	—	—
Trading services		96	900	900	—	—	450	(450)	-100%	900
Energy sources		—	—	—	—	—	—	—	—	—
Water management		—	—	—	—	—	—	—	—	—
Waste water management		—	800	800	—	—	400	(400)	-100%	800
Waste management		96	100	100	—	—	50	(50)	-100%	100
Other		—	4 300	4 300	926	2 071	2 150	(79)	-4%	4 300
Total Capital Expenditure - Functional Classification	3	74 096	62 833	62 833	4 849	22 738	31 416	(8 678)	-28%	62 833
Funded by:										
National Government		54	33 798	33 798	2 301	14 533	16 899	(2 366)	-14%	33 798
Provincial Government		—	—	—	—	—	—	—	—	—
District Municipality		—	—	—	—	—	—	—	—	—
Transfers and subsidies - capital (monetary allocations) (Nat / Prov Departm Agencies, Households, Non-profit Institutions, Private Enterprises, Public Corporatons, Higher Educ Institutions)		—	—	—	—	—	—	—	—	—
Transfers recognised - capital		54	33 798	33 798	2 301	14 533	16 899	(2 366)	-14%	33 798
Borrowing	6	—	—	—	—	—	—	—	—	—
Internally generated funds		18 635	29 034	29 034	2 548	8 205	14 517	(6 312)	-43%	29 034
Total Capital Funding	7	18 689	62 833	62 833	4 849	22 738	31 416	(8 678)	-28%	62 833

KZN436 Dr Nkosazana Dlamini Zuma - Table C6 Monthly Budget Statement - Financial Position - M06 December

Description	Ref	2024/25	Budget Year 2025/26			
		Audited Outcome	Original Budget	Adjusted Budget	YearTD Actual	Full Year Forecast
R thousands						
ASSETS	1					
Current assets						
Cash and cash equivalents		133 333	70 039	70 039	180 921	70 039
Trade and other receivables from exchange transactions		5 311	6 146	6 146	5 678	6 146
Receivables from non-exchange transactions		57 887	78 941	78 941	67 906	78 941
Current portion of non-current receivables		—	—	—	—	—
Inventory		—	586	586	—	586
VAT		3 580	4 489	4 489	3 581	4 489
Other current assets		753	732	732	753	732
Total current assets		200 864	160 934	160 934	258 840	160 934
Non current assets						
Investments		—	—	—	—	—
Investment property		30 780	30 302	30 302	30 780	30 302
Property, plant and equipment		505 034	584 478	584 478	555 620	584 478
Biological assets		—	—	—	—	—
Living and non-living resources		—	—	—	—	—
Heritage assets		—	—	—	—	—
Intangible assets		746	961	961	664	961
Trade and other receivables from exchange transactions		—	—	—	—	—
Non-current receivables from non-exchange transactions		—	—	—	—	—
Other non-current assets		—	—	—	—	—
Total non current assets		536 560	615 740	615 740	587 065	615 740
TOTAL ASSETS		737 423	776 674	776 674	845 905	776 674
LIABILITIES						
Current liabilities						
Bank overdraft		—	—	—	—	—
Financial liabilities		120	264	264	(0)	264
Consumer deposits		(9)	—	—	(3)	—
Trade and other payables from exchange transactions		36 124	37 745	37 745	80 428	37 745
Trade and other payables from non-exchange transactions		533	157	157	13 953	157
Provision		10 038	12 041	12 041	10 615	12 041
VAT		(4 045)	412	412	(3 878)	412
Other current liabilities		—	—	—	—	—
Total current liabilities		42 761	50 619	50 619	101 114	50 619
Non current liabilities						
Financial liabilities		0	120	120	0	120
Provision		16 174	15 150	15 150	16 692	15 150
Long term portion of trade payables		—	—	—	—	—
Other non-current liabilities		10 111	8 076	8 076	10 111	8 076
Total non current liabilities		26 285	23 347	23 347	26 803	23 347
TOTAL LIABILITIES		69 046	73 966	73 966	127 917	73 966
NET ASSETS	2	668 377	702 708	702 708	717 988	702 708
COMMUNITY WEALTH/EQUITY						
Accumulated Surplus/(Deficit)		718 567	695 877	695 877	718 567	695 877
Reserves and funds		4 682	6 831	6 831	4 682	6 831
Other		—	—	—	—	—
TOTAL COMMUNITY WEALTH/EQUITY	2	723 249	702 708	702 708	723 249	702 708

KZN436 Dr Nkosazana Dlamini Zuma - Table C7 Monthly Budget Statement - Cash Flow - M06 December

Description	Ref	Budget Year 2025/26								
		2024/25 Audited Outcome	Original Budget	Adjusted Budget	Monthly Actual	YearTD Actual	YearTD Budget	YTD Variance	YTD Variance	Full Year Forecast
CASH FLOW FROM OPERATING ACTIVITIES	1								%	
Receipts										
Property rates		384 160	35 494	35 494	-	179 114	17 747	161 367	909%	35 494
Service charges		2 539	4 304	4 304	-	1 197	2 152	(955)	-44%	4 304
Other revenue		1 712	30 535	30 535	-	540	15 267	(14 727)	-96%	30 535
Transfers and Subsidies - Operational		248 127	179 187	179 187	-	73 156	89 593	(16 437)	-18%	179 187
Transfers and Subsidies - Capital		18 440	38 868	38 868	-	18 000	19 434	(1 434)	-7%	38 868
Interest		404	16 732	16 732	-	153	8 366	(8 213)	-98%	16 732
Dividends		-	-	-	-	-	-	-		-
Payments										
Suppliers and employees		(79 206)	(245 385)	(245 385)	(8 873)	(40 948)	(122 692)	(81 744)	67%	(20 449)
Interest		-	(1 240)	(1 240)	-	-	(620)	(620)	100%	(1 240)
Transfers and Subsidies		-	(2 075)	(2 075)	-	-	(1 037)	(1 037)	100%	(2 075)
NET CASH FROM/(USED) OPERATING ACTIVITIES		576 176	56 420	56 420	(8 873)	231 212	28 210	(203 002)	-720%	281 356
CASH FLOWS FROM INVESTING ACTIVITIES										
Receipts										
Proceeds on disposal of PPE		-	-	-	-	-	-	-		-
Decrease (increase) in non-current receivables		-	-	-	-	-	-	-		-
Decrease (increase) in non-current investments		-	-	-	-	-	-	-		-
Payments										
Capital assets		(78 070)	(72 258)	(72 258)	(9 928)	(27 785)	36 129	63 914	177%	72 258
NET CASH FROM/(USED) INVESTING ACTIVITIES		(78 070)	(72 258)	(72 258)	(9 928)	(27 785)	36 129	63 914	177%	72 258
CASH FLOWS FROM FINANCING ACTIVITIES										
Receipts										
Short term loans		-	-	-	-	-	-	-		-
Borrowing long term/refinancing		-	-	-	-	-	-	-		-
Increase (decrease) in consumer deposits		-	-	-	-	-	-	-		-
Payments										
Repayment of borrowing		-	-	-	-	-	-	-		-
NET CASH FROM/(USED) FINANCING ACTIVITIES		-	-	-	-	-	-	-		-
NET INCREASE/ (DECREASE) IN CASH HELD		498 107	(15 838)	(15 838)	(18 801)	203 427	64 338			353 613
Cash/cash equivalents at beginning:		286 301	85 877	85 877		358 264	85 877			358 264
Cash/cash equivalents at month/year end:		784 407	70 039	70 039		561 690	150 216			711 877

KZN436 Dr Nkosazana Dlamini Zuma - Supporting Table SC1 Material variance explanations - M06 December

Ref	Description	Variance	Reasons for material deviations	Remedial or corrective steps/remarks
1	<u>Revenue</u>			
2	<u>Expenditure By Type</u>			
3	<u>Capital Expenditure</u>			
4	<u>Financial Position</u>			
5	<u>Cash Flow</u>			
6	<u>Measureable performance</u>			
7	<u>Municipal Entities</u>			

KZN436 Dr Nkosazana Dlamini Zuma - Supporting Table SC2 Monthly Budget Statement - performance indicators - M06 December

Description of financial indicator	Basis of calculation	Ref	2024/25	Budget Year 2025/26			
			Audited Outcome	Original Budget	Adjusted Budget	YearTD Actual	Full Year Forecast
<u>Borrowing Management</u>							
Capital Charges to Operating Expenditure	Interest & principal paid/Operating Expenditure		1,0%	18,6%	18,6%	20,9%	18,6%
Borrowed funding of 'own' capital expenditure	Borrowings/Capital expenditure excl. transfers and grants		0,0%	0,0%	0,0%	0,0%	0,0%
<u>Safety of Capital</u>							
Debt to Equity	Loans, Accounts Payable, Overdraft & Tax Provision/ Funds & Reserves		6,5%	6,6%	6,6%	14,4%	6,6%
Gearing	Long Term Borrowing/ Funds & Reserves		0,0%	1,8%	1,8%	0,0%	1,8%
<u>Liquidity</u>							
Current Ratio	Current assets/current liabilities	1	469,7%	317,9%	317,9%	256,0%	317,9%
Liquidity Ratio	Monetary Assets/Current Liabilities		311,8%	138,4%	138,4%	178,9%	138,4%
<u>Revenue Management</u>							
Annual Debtors Collection Rate (Payment Level %)	Last 12 Mths Receipts/ Last 12 Mths Billing						
Outstanding Debtors to Revenue	Total Outstanding Debtors to Annual Revenue Debtors > 12 Mths Recovered/Total Debtors > 12 Months Old		24,3%	32,7%	32,7%	65,2%	32,7%
Longstanding Debtors Recovered			0,0%	0,0%	0,0%	0,0%	0,0%
<u>Creditors Management</u>							
Creditors System Efficiency	% of Creditors Paid Within Terms (within MFMA s 65(e))						
<u>Funding of Provisions</u>							
Percentage Of Provisions Not Funded	Unfunded Provisions/Total Provisions						
<u>Other Indicators</u>							
Electricity Distribution Losses	% Volume (units purchased and generated less units sold)/units purchased and generated	2					
Water Distribution Losses	% Volume (units purchased and own source less units sold)/Total units purchased and own source	2					
Employee costs	Employee costs/Total Revenue - capital revenue		33,6%	39,8%	39,8%	41,7%	39,8%
Repairs & Maintenance	R&M/Total Revenue - capital revenue		5,1%	6,2%	6,2%	9,1%	6,2%
Interest & Depreciation	I&D/Total Revenue - capital revenue		21,1%	21,1%	21,1%	24,8%	21,1%
<u>IDP regulation financial viability indicators</u>							
i. Debt coverage	(Total Operating Revenue - Operating Grants)/Debt service payments due within financial year)						
ii. O/S Service Debtors to Revenue	Total outstanding service debtors/annual revenue received for services						
iii. Cost coverage	(Available cash + Investments)/monthly fixed operational expenditure						

KZN436 Dr Nkosazana Dlamini Zuma - Supporting Table SC3 Monthly Budget Statement - aged debtors - M06 December

Description	NT Code	Budget Year 2025/26										Actual Bad Debts Written Off against Debtors	Impairment - Bad Debts i.t.o Council Policy
		0-30 Days	31-60 Days	61-90 Days	91-120 Days	121-150 Dys	151-180 Dys	181 Dys-1 Yr	Over 1Yr	Total	Total over 90 days		
R thousands													
Debtors Age Analysis By Income Source													
Trade and Other Receivables from Exchange Transactions - Water	1200	-	-	-	-	-	-	-	-	-	-	-	-
Trade and Other Receivables from Exchange Transactions - Electricity	1300	-	-	-	-	-	-	-	-	-	-	-	-
Receivables from Non-exchange Transactions - Property Rates	1400	-	-	-	-	-	-	-	-	-	-	-	-
Receivables from Exchange Transactions - Waste Water Management	1500	-	-	-	-	-	-	-	-	-	-	-	-
Receivables from Exchange Transactions - Waste Management	1600	-	-	-	-	-	-	-	-	-	-	-	-
Receivables from Exchange Transactions - Property Rental Debtors	1700	-	-	-	-	-	-	-	-	-	-	-	-
Interest on Arrear Debtor Accounts	1810	-	-	-	-	-	-	-	-	-	-	-	-
Recoverable unauthorised, irregular, fruitless and wasteful expenditure	1820	-	-	-	-	-	-	-	-	-	-	-	-
Other	1900	-	-	-	-	-	-	-	-	-	-	-	-
Total By Income Source	2000	-	-	-	-	-	-	-	-	-	-	-	-
2024/25 - totals only										-	-		
Debtors Age Analysis By Customer Group													
Organs of State	2200	-	-	-	-	-	-	-	-	-	-	-	-
Commercial	2300	-	-	-	-	-	-	-	-	-	-	-	-
Households	2400	-	-	-	-	-	-	-	-	-	-	-	-
Other	2500	-	-	-	-	-	-	-	-	-	-	-	-
Total By Customer Group	2600	-	-	-	-	-	-	-	-	-	-	-	-

KZN436 Dr Nkosazana Dlamini Zuma - Supporting Table SC4 Monthly Budget Statement - aged creditors - M06 December

Description	NT Code	Budget Year 2025/26									Prior year totals for chart (same period)
		0 - 30 Days	31 - 60 Days	61 - 90 Days	91 - 120 Days	121 - 150 Days	151 - 180 Days	181 Days - 1 Year	Over 1 Year	Total	
R thousands											
Creditors Age Analysis By Customer Type											
Bulk Electricity	0100	-	-	-	-	-	-	-	-	-	-
Bulk Water	0200	-	-	-	-	-	-	-	-	-	-
PAYE deductions	0300	-	-	-	-	-	-	-	-	-	-
VAT (output less input)	0400	-	-	-	-	-	-	-	-	-	-
Pensions / Retirement deductions	0500	-	-	-	-	-	-	-	-	-	-
Loan repayments	0600	-	-	-	-	-	-	-	-	-	-
Trade Creditors	0700	-	-	-	-	-	-	-	-	-	-
Auditor General	0800	-	-	-	-	-	-	-	-	-	-
Other	0900	-	-	-	-	-	-	-	-	-	-
Medical Aid deductions	0950	-	-	-	-	-	-	-	-	-	-
Total By Customer Type	1000	-	-	-	-	-	-	-	-	-	-

Investments by maturity Name of institution & investment ID	Ref	Period of Investment	Type of Investment	Capital Guarantee (Yes/ No)	Variable or Fixed interest rate	Interest Rate *	Commission Paid (Rands)	Commission Recipient	Expiry date of investment	Opening balance	Interest to be realised	Partial / Premature Withdrawal (4)	Investment Top Up	Closing Balance
R thousands		Yrs/Months												
Municipality														
-		-								-	-		-	-
-		-								-	-		-	-
-		-								-	-		-	-
-		-								-	-		-	-
-		-								-	-		-	-
-		-								-	-		-	-
-		-								-	-		-	-
-		-								-	-		-	-
-		-								-	-		-	-
Municipality sub-total										-	-		-	-
Entities														
-		-	-						-	-	-		-	-
-		-	-						-	-	-		-	-
-		-	-						-	-	-		-	-
-		-	-						-	-	-		-	-
-		-	-						-	-	-		-	-
-		-	-						-	-	-		-	-
-		-	-						-	-	-		-	-
-		-	-						-	-	-		-	-
-		-	-						-	-	-		-	-
Entities sub-total										-	-		-	-
TOTAL INVESTMENTS AND INTEREST	2									-	-		-	-

KZN436 Dr Nkosazana Dlamini Zuma - Supporting Table SC6 Monthly Budget Statement - transfers and grant receipts - M06 December

Description	Ref	2024/25	Budget Year 2025/26							
		Audited Outcome	Original Budget	Adjusted Budget	Monthly Actual	YearTD Actual	YearTD Budget	YTD Variance	YTD Variance %	Full Year Forecast
R thousands										
RECEIPTS:	1,2									
Operating Transfers and Grants										
National Government:		181 376	174 254	174 254	–	73 417	87 127	(13 710)	-15,7%	174 254
Operational Revenue:General Revenue:Equitable Share	3	170 740	170 119	170 119	–	70 883	85 059	(14 176)	-16,7%	170 119
Operational:Revenue:General Revenue:Fuel Levy		–	–	–	–	–	–	–	–	–
Energy Efficiency and Demand-side [Schedule 5B]		–	–	–	–	–	–	–	–	–
Expanded Public Works Programme Integrated Grant for Municipalities [Schedule 5B]		3 232	2 135	2 135	–	534	1 067	(533)	-50,0%	2 135
Infrastructure Skills Development Grant [Schedule 5B]		–	–	–	–	–	–	–	–	–
Local Government Financial Management Grant [Schedule 5B]		1 900	2 000	2 000	–	2 000	1 000	1 000	100,0%	2 000
Municipal Disaster Grant [Schedule 5B]		–	–	–	–	–	–	–	–	–
Municipal Systems Improvement Grant		–	–	–	–	–	–	–	–	–
Municipal Disaster Recovery Grant		–	–	–	–	–	–	–	–	–
Public Transport Network Operations Grant [Schedule 5B]		–	–	–	–	–	–	–	–	–
Rural Road Asset Management Systems Grant		–	–	–	–	–	–	–	–	–
Integrated City Development Grant		–	–	–	–	–	–	–	–	–
Municipal Demarcation Transition Grant		–	–	–	–	–	–	–	–	–
Neighbourhood Development Partnership Grant		–	–	–	–	–	–	–	–	–
Municipal Infrastructure Grant [Schedule 5B]		–	–	–	–	–	–	–	–	–
Water Services Infrastructure Grant		–	–	–	–	–	–	–	–	–
Urban Settlement Development Grant		–	–	–	–	–	–	–	–	–
Integrated National Electrification Programme Grant		5 504	–	–	–	–	–	–	–	–
Municipal Rehabilitation Grant		–	–	–	–	–	–	–	–	–
Regional Bulk Infrastructure Grant		–	–	–	–	–	–	–	–	–
Municipal Emergency Housing Grant		–	–	–	–	–	–	–	–	–
Metro Informal Settlements Partnership Grant		–	–	–	–	–	–	–	–	–
Integrated Urban Development Grant		–	–	–	–	–	–	–	–	–
Programme and Project Preparation Support Grant		–	–	–	–	–	–	–	–	–
Provincial Government:		4 873	4 933	4 933	–	4 887	2 466	2 421	98,1%	4 933
Specify (Add grant description)		4 873	–	–	–	–	–	–	–	–
Specify (Add grant description)		–	4 933	4 933	–	4 887	2 466	2 421	98,1%	4 933
Specify (Add grant description)		–	–	–	–	–	–	–	–	–
Specify (Add grant description)		–	–	–	–	–	–	–	–	–
Specify (Add grant description)		–	–	–	–	–	–	–	–	–
Specify (Add grant description)		–	–	–	–	–	–	–	–	–
Specify (Add grant description)		–	–	–	–	–	–	–	–	–
Specify (Add grant description)		–	–	–	–	–	–	–	–	–
Specify (Add grant description)		–	–	–	–	–	–	–	–	–
Specify (Add grant description)		–	–	–	–	–	–	–	–	–
Specify (Add grant description)		–	–	–	–	–	–	–	–	–
Specify (Add grant description)		–	–	–	–	–	–	–	–	–
Specify (Add grant description)		–	–	–	–	–	–	–	–	–
Specify (Add grant description)		–	–	–	–	–	–	–	–	–
Specify (Add grant description)		–	–	–	–	–	–	–	–	–
Specify (Add grant description)		–	–	–	–	–	–	–	–	–
Specify (Add grant description)		–	–	–	–	–	–	–	–	–

[illegible]

Description	Ref	2024/25	Budget Year 2025/26							
		Audited Outcome	Original Budget	Adjusted Budget	Monthly Actual	YearTD Actual	YearTD Budget	YTD Variance	YTD Variance %	Full Year Forecast
R thousands										
Specify (Add grant description)		-	-	-	-	-	-	-		-
Other grant providers:		-	-	-	-	-	-	-		-
Departmental Agencies and Accounts		-	-	-	-	-	-	-		-
Foreign Government and International Organisations		-	-	-	-	-	-	-		-
Households		-	-	-	-	-	-	-		-
Non-profit Institutions		-	-	-	-	-	-	-		-
Private Enterprises		-	-	-	-	-	-	-		-
Public Corporations		-	-	-	-	-	-	-		-
Higher Educational Institutions		-	-	-	-	-	-	-		-
Parent Municipality / Entity		-	-	-	-	-	-	-		-
Total Operating Transfers and Grants	5	186 249	179 187	179 187	-	78 304	89 593	(11 289)	-12,6%	179 187
Capital Transfers and Grants										
National Government:		31 318	38 868	38 868	10 000	28 000	19 434	8 566	44,1%	38 868
Integrated National Electrification Programme (Municipal Grant) [Schedule 5B]		-	-	-	-	-	-	-		-
Municipal Infrastructure Grant [Schedule 5B]		31 318	38 868	38 868	10 000	28 000	19 434	8 566	44,1%	38 868
Neighbourhood Development Partnership Grant [Schedule 5B]		-	-	-	-	-	-	-		-
Rural Road Asset Management Systems Grant [Schedule 5B]		-	-	-	-	-	-	-		-
Urban Settlement Development Grant [Schedule 4B]		-	-	-	-	-	-	-		-
Integrated City Development Grant [Schedule 4B]		-	-	-	-	-	-	-		-
Municipal Disaster Recovery Grant [Schedule 4B]		-	-	-	-	-	-	-		-
Energy Efficiency and Demand Side Management Grant		-	-	-	-	-	-	-		-
Local Government Financial Management Grant [Schedule 5B]		-	-	-	-	-	-	-		-
Public Transport Network Grant [Schedule 5B]		-	-	-	-	-	-	-		-
Regional Bulk Infrastructure Grant (Schedule 5B)		-	-	-	-	-	-	-		-
Water Services Infrastructure Grant [Schedule 5B]		-	-	-	-	-	-	-		-
Infrastructure Skills Development Grant [Schedule 5B]		-	-	-	-	-	-	-		-
Municipal Disaster Relief Grant		-	-	-	-	-	-	-		-
Municipal Emergency Housing Grant		-	-	-	-	-	-	-		-
Metro Informal Settlements Partnership Grant		-	-	-	-	-	-	-		-
Integrated Urban Development Grant		-	-	-	-	-	-	-		-
Provincial Government:		-	-	-	-	-	-	-		-
Specify (Add grant description)		-	-	-	-	-	-	-		-
Specify (Add grant description)		-	-	-	-	-	-	-		-
Specify (Add grant description)		-	-	-	-	-	-	-		-
Specify (Add grant description)		-	-	-	-	-	-	-		-
Specify (Add grant description)		-	-	-	-	-	-	-		-
Specify (Add grant description)		-	-	-	-	-	-	-		-
Specify (Add grant description)		-	-	-	-	-	-	-		-
Specify (Add grant description)		-	-	-	-	-	-	-		-
Specify (Add grant description)		-	-	-	-	-	-	-		-
Specify (Add grant description)		-	-	-	-	-	-	-		-
Specify (Add grant description)		-	-	-	-	-	-	-		-
Specify (Add grant description)		-	-	-	-	-	-	-		-
Specify (Add grant description)		-	-	-	-	-	-	-		-
Specify (Add grant description)		-	-	-	-	-	-	-		-

Prepared by : **SAMRAS**

Date : 2026/01/12 11:13

Description	Ref	2024/25	Budget Year 2025/26							
		Audited Outcome	Original Budget	Adjusted Budget	Monthly Actual	YearTD Actual	YearTD Budget	YTD Variance	YTD Variance %	Full Year Forecast
R thousands										
Specify (Add grant description)		-	-	-	-	-	-	-		-
Specify (Add grant description)		-	-	-	-	-	-	-		-
Specify (Add grant description)		-	-	-	-	-	-	-		-
Other grant providers:		-	-	-	-	-	-	-		-
Departmental Agencies and Accounts		-	-	-	-	-	-	-		-
Foreign Government and International Organisations		-	-	-	-	-	-	-		-
Households		-	-	-	-	-	-	-		-
Non-Profit Institutions		-	-	-	-	-	-	-		-
Private Enterprises		-	-	-	-	-	-	-		-
Public Corporations		-	-	-	-	-	-	-		-
Higher Educational Institutions		-	-	-	-	-	-	-		-
Parent Municipality / Entity		-	-	-	-	-	-	-		-
Transfer from Operational Revenue		-	-	-	-	-	-	-		-
Total Capital Transfers and Grants	5	31 318	38 868	38 868	10 000	28 000	19 434	8 566	44,1%	38 868
TOTAL RECEIPTS OF TRANSFERS & GRANTS	5	217 567	218 055	218 055	10 000	106 304	109 027	(2 723)	-2,5%	218 055

KZN436 Dr Nkosazana Dlamini Zuma - Supporting Table SC7(1) Monthly Budget Statement - transfers and grant expenditure - M06 December

Description	Ref	2024/25	Budget Year 2025/26							Full Year Forecast
		Audited Outcome	Original Budget	Adjusted Budget	Monthly Actual	YearTD Actual	YearTD Budget	YTD Variance	YTD Variance %	
R thousands										
EXPENDITURE										
Operating expenditure of Transfers and Grants										
National Government:		(161 504)	(174 254)	(174 254)	187	(67 900)	(87 127)	19 227	-22,1%	(174 254)
Operational Revenue:General Revenue:Equitable Share		(170 740)	(170 119)	(170 119)	-	(70 883)	(85 059)	14 176	-16,7%	(170 119)
Operational:Revenue:General Revenue:Fuel Levy		-	-	-	-	-	-	-	-	-
Energy Efficiency and Demand-side [Schedule 5B]		-	-	-	-	-	-	-	-	-
Expanded Public Works Programme Integrated Grant for Municipalities [Schedule 5B]		1 832	(2 135)	(2 135)	118	1 495	(1 068)	2 563	-240,0%	(2 135)
Infrastructure Skills Development Grant [Schedule 5B]		-	-	-	-	-	-	-	-	-
Local Government Financial Management Grant [Schedule 5B]		1 900	(2 000)	(2 000)	68	1 488	(1 000)	2 488	-248,8%	(2 000)
Municipal Disaster Grant [Schedule 5B]		-	-	-	-	-	-	-	-	-
Municipal Systems Improvement Grant		-	-	-	-	-	-	-	-	-
Municipal Disaster Recovery Grant		-	-	-	-	-	-	-	-	-
Public Transport Network Operations Grant [Schedule 5B]		-	-	-	-	-	-	-	-	-
Rural Road Asset Management Systems Grant		-	-	-	-	-	-	-	-	-
Integrated City Development Grant		-	-	-	-	-	-	-	-	-
Municipal Demarcation Transition Grant		-	-	-	-	-	-	-	-	-
Neighbourhood Development Partnership Grant		-	-	-	-	-	-	-	-	-
Municipal Infrastructure Grant [Schedule 5B]		-	-	-	-	-	-	-	-	-
Water Services Infrastructure Grant		-	-	-	-	-	-	-	-	-
Urban Settlement Development Grant		-	-	-	-	-	-	-	-	-
Integrated National Electrification Programme Grant		5 504	-	-	-	-	-	-	-	-
Municipal Rehabilitation Grant		-	-	-	-	-	-	-	-	-
Regional Bulk Infrastructure Grant		-	-	-	-	-	-	-	-	-
Municipal Emergency Housing Grant		-	-	-	-	-	-	-	-	-
Metro Informal Settlements Partnership Grant		-	-	-	-	-	-	-	-	-
Integrated Urban Development Grant		-	-	-	-	-	-	-	-	-
Programme and Project Preparation Support Grant		-	-	-	-	-	-	-	-	-
Provincial Government:		4 873	(4 933)	(4 933)	803	3 061	(2 466)	5 527	-224,1%	(4 933)
Specify (Add grant description)		1 797	(1 719)	(1 719)	199	980	(860)	1 840	-214,1%	(1 719)
Specify (Add grant description)		3 076	(3 214)	(3 214)	604	2 080	(1 607)	3 687	-229,4%	(3 214)
Specify (Add grant description)		-	-	-	-	-	-	-	-	-
Specify (Add grant description)		-	-	-	-	-	-	-	-	-
Specify (Add grant description)		-	-	-	-	-	-	-	-	-
Specify (Add grant description)		-	-	-	-	-	-	-	-	-
Specify (Add grant description)		-	-	-	-	-	-	-	-	-
Specify (Add grant description)		-	-	-	-	-	-	-	-	-
Specify (Add grant description)		-	-	-	-	-	-	-	-	-
Specify (Add grant description)		-	-	-	-	-	-	-	-	-
Specify (Add grant description)		-	-	-	-	-	-	-	-	-
Specify (Add grant description)		-	-	-	-	-	-	-	-	-
Specify (Add grant description)		-	-	-	-	-	-	-	-	-
Specify (Add grant description)		-	-	-	-	-	-	-	-	-
Specify (Add grant description)		-	-	-	-	-	-	-	-	-
Specify (Add grant description)		-	-	-	-	-	-	-	-	-

Prepared by : **SAMRAS**

Date : 2026/01/12 11:13

Description	Ref	2024/25	Budget Year 2025/26							
		Audited Outcome	Original Budget	Adjusted Budget	Monthly Actual	YearTD Actual	YearTD Budget	YTD Variance	YTD Variance %	Full Year Forecast
R thousands										
Specify (Add grant description)		-	-	-	-	-	-	-		-
Specify (Add grant description)		-	-	-	-	-	-	-		-
Other grant providers:		-	-	-	-	-	-	-		-
Departmental Agencies and Accounts		-	-	-	-	-	-	-		-
Foreign Government and International Organisations		-	-	-	-	-	-	-		-
Households		-	-	-	-	-	-	-		-
Non-profit Institutions		-	-	-	-	-	-	-		-
Private Enterprises		-	-	-	-	-	-	-		-
Public Corporations		-	-	-	-	-	-	-		-
Higher Educational Institutions		-	-	-	-	-	-	-		-
Parent Municipality / Entity		-	-	-	-	-	-	-		-
Total operating expenditure of Transfers and Grants:		(156 631)	(179 187)	(179 187)	990	(64 839)	(89 593)	24 754	-27,6%	(179 187)
Capital expenditure of Transfers and Grants										
National Government:		32 185	(38 868)	(38 868)	2 647	15 957	(19 434)	35 391	-182,1%	(38 868)
Integrated National Electrification Programme (Municipal Grant) [Schedule 5B]		-	-	-	-	-	-	-		-
Municipal Infrastructure Grant [Schedule 5B]		32 185	(38 868)	(38 868)	2 647	15 957	(19 434)	35 391	-182,1%	(38 868)
Neighbourhood Development Partnership Grant [Schedule 5B]		-	-	-	-	-	-	-		-
Rural Road Asset Management Systems Grant [Schedule 5B]		-	-	-	-	-	-	-		-
Urban Settlement Development Grant [Schedule 4B]		-	-	-	-	-	-	-		-
Integrated City Development Grant [Schedule 4B]		-	-	-	-	-	-	-		-
Municipal Disaster Recovery Grant [Schedule 4B]		-	-	-	-	-	-	-		-
Energy Efficiency and Demand Side Management Grant		-	-	-	-	-	-	-		-
Local Government Financial Management Grant [Schedule 5B]		-	-	-	-	-	-	-		-
Public Transport Network Grant [Schedule 5B]		-	-	-	-	-	-	-		-
Regional Bulk Infrastructure Grant (Schedule 5B)		-	-	-	-	-	-	-		-
Water Services Infrastructure Grant [Schedule 5B]		-	-	-	-	-	-	-		-
Infrastructure Skills Development Grant [Schedule 5B]		-	-	-	-	-	-	-		-
Municipal Disaster Relief Grant		-	-	-	-	-	-	-		-
Municipal Emergency Housing Grant		-	-	-	-	-	-	-		-
Metro Informal Settlements Partnership Grant		-	-	-	-	-	-	-		-
Integrated Urban Development Grant		-	-	-	-	-	-	-		-
Provincial Government:		-	-	-	-	-	-	-		-
Specify (Add grant description)		-	-	-	-	-	-	-		-
Specify (Add grant description)		-	-	-	-	-	-	-		-
Specify (Add grant description)		-	-	-	-	-	-	-		-
Specify (Add grant description)		-	-	-	-	-	-	-		-
Specify (Add grant description)		-	-	-	-	-	-	-		-
Specify (Add grant description)		-	-	-	-	-	-	-		-
Specify (Add grant description)		-	-	-	-	-	-	-		-
Specify (Add grant description)		-	-	-	-	-	-	-		-
Specify (Add grant description)		-	-	-	-	-	-	-		-
Specify (Add grant description)		-	-	-	-	-	-	-		-
Specify (Add grant description)		-	-	-	-	-	-	-		-
Specify (Add grant description)		-	-	-	-	-	-	-		-
Specify (Add grant description)		-	-	-	-	-	-	-		-

Prepared by : **SAMRAS**

Date : 2026/01/12 11:13

Description	Ref	2024/25	Budget Year 2025/26							
		Audited Outcome	Original Budget	Adjusted Budget	Monthly Actual	YearTD Actual	YearTD Budget	YTD Variance	YTD Variance %	Full Year Forecast
R thousands										
Specify (Add grant description)		-	-	-	-	-	-	-		-
Specify (Add grant description)		-	-	-	-	-	-	-		-
Specify (Add grant description)		-	-	-	-	-	-	-		-
Specify (Add grant description)		-	-	-	-	-	-	-		-
Other grant providers:		-	-	-	-	-	-	-		-
Departmental Agencies and Accounts		-	-	-	-	-	-	-		-
Foreign Government and International Organisations		-	-	-	-	-	-	-		-
Households		-	-	-	-	-	-	-		-
Non-Profit Institutions		-	-	-	-	-	-	-		-
Private Enterprises		-	-	-	-	-	-	-		-
Public Corporations		-	-	-	-	-	-	-		-
Higher Educational Institutions		-	-	-	-	-	-	-		-
Parent Municipality / Entity		-	-	-	-	-	-	-		-
Transfer from Operational Revenue		-	-	-	-	-	-	-		-
Total capital expenditure of Transfers and Grants		32 185	(38 868)	(38 868)	2 647	15 957	(19 434)	35 391	-182,1%	(38 868)
TOTAL EXPENDITURE OF TRANSFERS AND GRANTS		(124 446)	(218 055)	(218 055)	3 636	(48 882)	(109 027)	60 145	-55,2%	(218 055)

KZN436 Dr Nkosazana Dlamini Zuma - Supporting Table SC8 Monthly Budget Statement - councillor and staff benefits - M06 December

Summary of Employee and Councillor remuneration	Ref	2024/25	Budget Year 2025/26							
		Audited Outcome	Original Budget	Adjusted Budget	Monthly Actual	YearTD Actual	YearTD Budget	YTD Variance	YTD Variance %	Full Year Forecast
R thousands	1	A	B	C						D
Councillors (Political Office Bearers plus Other)										
Basic Salaries and Wages		9 432	10 861	10 861	795	5 148	5 431	(282)	-5%	10 861
Pension and UIF Contributions		1 198	1 265	1 265	106	642	633	10	2%	1 265
Medical Aid Contributions		-	-	-	-	-	-	-	-	-
Motor Vehicle Allowance		795	949	949	66	397	474	(77)	-16%	949
Cellphone Allowance		1 326	1 424	1 424	110	643	712	(69)	-10%	1 424
Housing Allowances		-	-	-	-	-	-	-	-	-
Other benefits and allowances		-	-	-	-	-	-	-	-	-
Sub Total - Councillors	4	12 750	14 499	14 499	1 077	6 831	7 249	(418)	-6%	14 499
% increase			13,7%	13,7%						13,7%
Senior Managers of the Municipality	3									
Basic Salaries and Wages		5 438	5 909	5 909	383	2 578	2 954	(377)	-13%	5 909
Pension and UIF Contributions		265	204	204	24	141	102	39	39%	204
Medical Aid Contributions		43	95	95	3	15	48	(32)	-68%	95
Overtime		-	-	-	-	-	-	-	-	-
Performance Bonus		54	581	581	58	58	290	(232)	-80%	581
Motor Vehicle Allowance		557	617	617	46	278	309	(30)	-10%	617
Cellphone Allowance		-	-	-	-	-	-	-	-	-
Housing Allowances		-	-	-	2	11	-	11	-	-
Other benefits and allowances		62	106	106	0	37	53	(16)	-31%	106
Sub Total - Senior Managers of Municipality	4	6 418	7 512	7 512	516	3 119	3 756	(638)	-17%	7 512
% increase			17,0%	17,0%						17,0%
Other Municipal Staff										
Basic Salaries and Wages		57 728	67 296	67 296	4 863	29 774	33 648	(3 874)	-12%	67 296
Pension and UIF Contributions		9 668	11 864	11 864	829	5 017	5 932	(915)	-15%	11 864
Medical Aid Contributions		4 855	4 563	4 563	343	2 047	2 282	(234)	-10%	4 563
Overtime		3 134	4 919	4 919	135	1 453	2 459	(1 006)	-41%	4 919
Performance Bonus		1 705	1 965	1 965	1 658	1 679	983	696	71%	1 965
Housing Allowances		207	520	520	18	107	260	(153)	-59%	520
Other benefits and allowances		3 620	4 328	4 328	2 997	3 301	2 164	1 137	53%	4 328
Payments in lieu of leave		-	-	-	-	-	-	-	-	-
Long service awards		79	421	421	136	792	210	582	276%	421
Post-retirement benefit obligations	2	1 207	1 000	1 000	9	185	500	(315)	-63%	1 000
Sub Total - Other Municipal Staff	4	82 202	96 876	96 876	10 987	44 355	48 438	(4 083)	-8%	96 876
% increase			17,9%	17,9%						17,9%
Total Parent Municipality		101 371	118 887	118 887	12 580	54 304	59 443	(5 139)	-9%	118 887
Unpaid salary, allowances & benefits in arrears:										
Total Municipal Entities		-	-	-	-	-	-	-	-	-
TOTAL SALARY, ALLOWANCES & BENEFITS		101 371	118 887	118 887	12 580	54 304	59 443	(5 139)	-9%	118 887
% increase	4		17,3%	17,3%						17,3%
TOTAL MANAGERS AND STAFF		88 621	104 388	104 388	11 503	47 473	52 194	(4 721)	-9%	104 388

KZN436 Dr Nkosazana Dlamini Zuma - Supporting Table SC9 Monthly Budget Statement - actuals and revised targets for cash receipts - M06 December

Description	Ref	Budget Year 2025/26												2025/26 Medium Term Revenue & Expenditure Framework		
		July Outcome	August Outcome	September Outcome	October Outcome	November Outcome	December Outcome	January Budget	February Budget	March Budget	April Budget	May Budget	June Budget	Budget Year 2025/26	Budget Year +1 2026/27	Budget Year +2 2027/28
R thousands	1															
Cash Receipts By Source																
Property rates		–	62 084	46 107	56 545	14 378	–	2 958	2 958	2 958	2 958	2 958	(158 409)	35 494	37 091	38 018
Service charges - Electricity revenue		–	–	–	–	–	–	–	–	–	–	–	–	–	–	–
Service charges - Water revenue		–	–	–	–	–	–	–	–	–	–	–	–	–	–	–
Service charges - Waste Water Management		–	–	–	–	–	–	–	–	–	–	–	–	–	–	–
Service charges - Waste Mangement		–	256	435	262	244	–	359	359	359	359	359	1 313	4 304	5 686	5 828
Rental of facilities and equipment		–	30	49	9	12	–	160	160	160	160	160	1 021	1 922	2 510	2 572
Interest earned - external investments		–	39	72	26	16	–	1 394	1 394	1 394	1 394	1 394	9 607	16 732	17 485	17 922
Interest earned - outstanding debtors		–	–	–	–	–	–	–	–	–	–	–	–	–	–	–
Dividends received		–	–	–	–	–	–	–	–	–	–	–	–	–	–	–
Fines, penalties and forfeits		–	5	9	2	2	–	87	87	87	87	87	590	1 041	1 088	1 115
Licences and permits		–	41	193	44	4	–	101	101	101	101	101	427	1 216	1 271	1 302
Agency services		–	–	–	–	–	–	–	–	–	–	–	–	–	–	–
Transfers and Subsidies - Operational		–	70 883	2 273	–	–	–	14 932	14 932	14 932	14 932	14 932	31 370	179 187	181 410	189 620
Other revenue		–	18	76	17	30	–	2 196	2 196	2 196	2 196	2 196	15 234	26 355	24 775	25 792
Cash Receipts by Source		–	133 356	49 213	56 905	14 685	–	22 188	22 188	22 188	22 188	22 188	(98 847)	266 251	271 314	282 170
Other Cash Flows by Source																
Transfers and subsidies - capital (monetary allocations) (National /		–	7 000	11 000	–	–	–	3 239	3 239	3 239	3 239	3 239	4 673	38 868	35 446	36 941
Transfers and subsidies - capital (monetary allocations) (Nat / Prov		–	–	–	–	–	–	–	–	–	–	–	–	–	–	–
Proceeds on Disposal of Fixed and Intangible Assets		–	–	–	–	–	–	–	–	–	–	–	–	–	–	–
Short term loans		–	–	–	–	–	–	–	–	–	–	–	–	–	–	–
Borrowing long term/refinancing		–	–	–	–	–	–	–	–	–	–	–	–	–	–	–
Increase (decrease) in consumer deposits		–	–	–	–	–	–	–	–	–	–	–	–	–	–	–
VAT Control (receipts)		2 045	2 045	2 045	2 045	2 045	2 045	2 045	2 045	2 045	2 045	2 045	2 045	24 534	22 872	23 841
Decrease (increase) in non-current receivables		–	–	–	–	–	–	–	–	–	–	–	–	–	–	–
Decrease (increase) in non-current investments		–	–	–	–	–	–	–	–	–	–	–	–	–	–	–
Total Cash Receipts by Source		2 045	142 401	62 258	58 950	16 729	2 045	27 471	27 471	27 471	27 471	27 471	(92 129)	329 653	329 632	342 952
Cash Payments by Type																
Employee related costs		865	5 220	5 616	6 286	3 669	8 584	13 979	13 979	13 979	13 979	13 979	67 611	167 744	172 727	177 072
Remuneration of councillors		–	–	–	–	–	–	–	–	–	–	–	–	–	–	–
Interest		–	–	–	–	–	–	103	103	103	103	103	723	1 240	1 296	1 328
Bulk purchases - Electricity		–	–	–	–	–	–	–	–	–	–	–	–	–	–	–
Acquisitions - water & other inventory		–	–	–	–	–	–	635	635	635	635	635	4 446	7 621	7 959	8 155
Contracted services		5 258	1 523	1 274	1 270	1 096	289	5 738	5 738	5 738	5 738	5 738	29 460	68 860	74 258	78 531
Transfers and subsidies - other municipalities		–	–	–	–	–	–	–	–	–	–	–	–	–	–	–
Transfers and subsidies - other		–	–	–	–	–	–	–	–	–	–	–	–	–	–	–
Other expenditure		–	–	–	–	–	–	–	–	–	–	–	–	–	–	–
Cash Payments by Type		6 123	6 743	6 889	7 556	4 764	8 873	20 455	20 455	20 455	20 455	20 455	102 240	245 465	256 240	265 086
Other Cash Flows/Payments by Type																
Capital assets		–	–	–	–	–	–	–	–	–	–	–	–	–	–	–
Repayment of borrowing		–	–	–	–	–	–	–	–	–	–	–	–	–	–	–
Other Cash Flows/Payments		–	–	–	–	–	–	97	97	97	97	97	676	1 159	1 231	1 262
Total Cash Payments by Type		6 123	6 743	6 889	7 556	4 764	8 873	20 552	20 552	20 552	20 552	20 552	102 916	246 625	257 471	266 348
NET INCREASE/(DECREASE) IN CASH HELD		(4 078)	135 658	55 368	51 394	11 965	(6 828)	6 919	6 919	6 919	6 919	6 919	(195 045)	83 029	72 161	76 604
Cash/cash equivalents at the month/year beginning:		–	(4 078)	131 579	186 948	238 342	250 307	243 479	250 398	257 317	264 236	271 155	278 074	–	83 029	155 190
Cash/cash equivalents at the month/year end:		(4 078)	131 579	186 948	238 342	250 307	243 479	250 398	257 317	264 236	271 155	278 074	83 029	83 029	155 190	231 793

KZN436 Dr Nkosazana Dlamini Zuma - NOT REQUIRED - municipality does not have entities or this is the parent municipality's budget - M06 December

Description	Ref	2024/25	Budget Year 2025/26							
		Audited Outcome	Original Budget	Adjusted Budget	Monthly Actual	YearTD Actual	YearTD Budget	YTD Variance	YTD Variance %	Full Year Forecast
R thousands	1									
Revenue										
Exchange Revenue										
Service charges - Electricity		-	-	-	-	-	-	-	-	-
Service charges - Water		-	-	-	-	-	-	-	-	-
Service charges - Waste Water Management		-	-	-	-	-	-	-	-	-
Service charges - Waste management		-	-	-	-	-	-	-	-	-
Sale of Goods and Rendering of Services		-	-	-	-	-	-	-	-	-
Agency services		-	-	-	-	-	-	-	-	-
Interest		-	-	-	-	-	-	-	-	-
Interest earned from Receivables		-	-	-	-	-	-	-	-	-
Interest earned from Current and Non Current Assets		-	-	-	-	-	-	-	-	-
Dividends		-	-	-	-	-	-	-	-	-
Rent on Land		-	-	-	-	-	-	-	-	-
Rental from Fixed Assets		-	-	-	-	-	-	-	-	-
Licence and permits		-	-	-	-	-	-	-	-	-
Special rating area		-	-	-	-	-	-	-	-	-
Operational Revenue		-	-	-	-	-	-	-	-	-
Non-Exchange Revenue										
Property rates		-	-	-	-	-	-	-	-	-
Surcharges and Taxes		-	-	-	-	-	-	-	-	-
Fines, penalties and forfeits		-	-	-	-	-	-	-	-	-
Licence and permits		-	-	-	-	-	-	-	-	-
Transfer and subsidies - Operational		-	-	-	-	-	-	-	-	-
Interest		-	-	-	-	-	-	-	-	-
Fuel Levy		-	-	-	-	-	-	-	-	-
Operational Revenue		-	-	-	-	-	-	-	-	-
Gains on disposal of Assets		-	-	-	-	-	-	-	-	-
Other Gains		-	-	-	-	-	-	-	-	-
Discontinued Operations		-	-	-	-	-	-	-	-	-
Total Revenue (excluding capital transfers and contributions)		-	-	-	-	-	-	-	-	-
Expenditure By Type										
Employee related costs		-	-	-	-	-	-	-	-	-
Remuneration of councillors		-	-	-	-	-	-	-	-	-
Bulk purchases - electricity		-	-	-	-	-	-	-	-	-
Inventory consumed		-	-	-	-	-	-	-	-	-
Debt impairment		-	-	-	-	-	-	-	-	-
Depreciation and amortisation		-	-	-	-	-	-	-	-	-
Interest		-	-	-	-	-	-	-	-	-
Contracted services		-	-	-	-	-	-	-	-	-
Transfers and subsidies		-	-	-	-	-	-	-	-	-
Irrecoverable debts written off		-	-	-	-	-	-	-	-	-
Operational costs		-	-	-	-	-	-	-	-	-
Losses on Disposal of Assets		-	-	-	-	-	-	-	-	-
Other Losses		-	-	-	-	-	-	-	-	-
Total Expenditure		-	-	-	-	-	-	-	-	-
Surplus/(Deficit)										
Transfers and subsidies - capital (monetary allocations)		-	-	-	-	-	-	-	-	-
Transfers and subsidies - capital (in-kind)		-	-	-	-	-	-	-	-	-
Surplus/(Deficit) after capital transfers & contributions		-	-	-	-	-	-	-	-	-
Income Tax		-	-	-	-	-	-	-	-	-
Surplus/(Deficit) after income tax		-	-	-	-	-	-	-	-	-

KZN436 Dr Nkosazana Dlamini Zuma - NOT REQUIRED - municipality does not have entities or this is the parent municipality's budget - M06 December

Description	Ref	2024/25	Budget Year 2025/26							
		Audited Outcome	Original Budget	Adjusted Budget	Monthly Actual	YearTD Actual	YearTD Budget	YTD Variance	YTD Variance %	Full Year Forecast
R thousands										
Revenue By Municipal Entity										
<i>Insert name of municipal entity</i>		-	-	-	-	-	-	-		-
		-	-	-	-	-	-	-		-
		-	-	-	-	-	-	-		-
		-	-	-	-	-	-	-		-
		-	-	-	-	-	-	-		-
		-	-	-	-	-	-	-		-
		-	-	-	-	-	-	-		-
		-	-	-	-	-	-	-		-
		-	-	-	-	-	-	-		-
Total Operating Revenue	1	-	-	-	-	-	-	-		-
Expenditure By Municipal Entity										
<i>Insert name of municipal entity</i>		-	-	-	-	-	-	-		-
		-	-	-	-	-	-	-		-
		-	-	-	-	-	-	-		-
		-	-	-	-	-	-	-		-
		-	-	-	-	-	-	-		-
		-	-	-	-	-	-	-		-
		-	-	-	-	-	-	-		-
		-	-	-	-	-	-	-		-
		-	-	-	-	-	-	-		-
		-	-	-	-	-	-	-		-
Total Operating Expenditure	2	-	-	-	-	-	-	-		-
Surplus/ (Deficit) for the yr/period		-	-	-	-	-	-	-		-
Capital Expenditure By Municipal Entity										
<i>Insert name of municipal entity</i>		-	-	-	-	-	-	-		-
		-	-	-	-	-	-	-		-
		-	-	-	-	-	-	-		-
		-	-	-	-	-	-	-		-
		-	-	-	-	-	-	-		-
		-	-	-	-	-	-	-		-
		-	-	-	-	-	-	-		-
		-	-	-	-	-	-	-		-
		-	-	-	-	-	-	-		-
Total Capital Expenditure	3	-	-	-	-	-	-	-		-

KZN436 Dr Nkosazana Dlamini Zuma - Supporting Table SC12 Monthly Budget Statement - capital expenditure trend - M06 December

Month	2024/25	Budget Year 2025/26							
	Audited Outcome	Original Budget	Adjusted Budget	Monthly Actual	YearTD Actual	YearTD Budget	YTD Variance	YTD Variance %	% spend of Original Budget
R thousands									
Monthly expenditure performance trend									
July	266	5 236	5 236	322	322	5 236	4 914	93,8%	1%
August	4 172	5 236	5 236	2 881	3 203	10 472	7 269	69,4%	5%
September	7 427	5 236	5 236	2 450	5 654	15 708	10 054	64,0%	9%
October	5 837	5 236	5 236	5 940	11 594	20 944	9 350	44,6%	18%
November	6 442	5 236	5 236	6 295	17 889	26 180	8 291	31,7%	28%
December	6 986	5 236	5 236	4 849	22 738	31 416	8 678	27,6%	36%
January	3 225	5 236	5 236	–	22 738	36 652	13 914	38,0%	36%
February	4 627	5 236	5 236	–	22 738	41 888	19 150	45,7%	36%
March	13 539	5 236	5 236	–	22 738	47 124	24 386	51,7%	36%
April	5 059	5 236	5 236	–	22 738	52 360	29 622	56,6%	36%
May	5 910	5 236	5 236	–	22 738	57 596	34 858	60,5%	36%
June	10 606	5 236	5 236	–	22 738	62 833	40 094	63,8%	36%
Total Capital expenditure	74 096	62 833	62 833	22 738					

KZN436 Dr Nkosazana Dlamini Zuma - Supporting Table SC13a Monthly Budget Statement - capital expenditure on new assets by asset class - M06 December

Description	Ref	2024/25	Budget Year 2025/26							
		Audited Outcome	Original Budget	Adjusted Budget	Monthly Actual	YearTD Actual	YearTD Budget	YTD Variance	YTD Variance %	Full Year Forecast
R thousands	1									
Capital expenditure on new assets by Asset Class/Sub-class										
Infrastructure		–	7 640	7 217	214	687	3 609	(2 922)	-81,0%	7 217
Roads Infrastructure		–	7 640	7 217	214	687	3 609	(2 922)	-81,0%	7 217
Roads		–	5 925	5 714	214	435	2 857	(2 422)	-84,8%	5 714
Road Structures		–	1 215	1 003	–	252	502	(250)	-49,8%	1 003
Road Furniture		–	500	500	–	–	250	(250)	-100,0%	500
Community Assets		38	21 441	21 236	3 110	13 302	10 618	2 684	25,3%	21 236
Community Facilities		38	21 418	21 214	3 110	13 302	10 607	2 695	25,4%	21 214
Halls		–	11 418	11 214	1 764	8 430	5 607	2 823	50,3%	11 214
Centres		–	–	–	–	–	–	–	–	–
Crèches		–	4 403	4 403	420	2 800	2 201	599	27,2%	4 403
Testing Stations		–	400	400	–	–	200	(200)	-100,0%	400
Libraries		38	–	–	–	–	–	–	–	–
Public Open Space		–	300	300	–	–	150	(150)	-100,0%	300
Nature Reserves		–	–	–	–	–	–	–	–	–
Public Ablution Facilities		–	237	237	–	–	119	(119)	-100,0%	237
Markets		–	4 000	4 000	926	2 071	2 000	71	3,6%	4 000
Taxi Ranks/Bus Terminals		–	560	560	–	–	280	(280)	-100,0%	560
Capital Spares		–	100	100	–	–	50	(50)	-100,0%	100
Sport and Recreation Facilities		–	22	22	–	–	11	(11)	-100,0%	22
Indoor Facilities		–	–	–	–	–	–	–	–	–
Outdoor Facilities		–	22	22	–	–	11	(11)	-100,0%	22
Capital Spares		–	–	–	–	–	–	–	–	–
Other assets		2 371	1 907	1 907	–	–	954	(954)	-100,0%	1 907
Operational Buildings		2 371	1 907	1 907	–	–	954	(954)	-100,0%	1 907
Municipal Offices		2 100	1 907	1 907	–	–	954	(954)	-100,0%	1 907
Capital Spares		271	–	–	–	–	–	–	–	–
Housing		–	–	–	–	–	–	–	–	–
Intangible Assets		1 626	1 105	1 105	–	432	552	(120)	-21,7%	1 105
Servitudes		–	–	–	–	–	–	–	–	–
Licences and Rights		1 626	1 105	1 105	–	432	552	(120)	-21,7%	1 105
Computer Software and Applications		1 529	945	945	–	432	472	(40)	-8,5%	945
Load Settlement Software Applications		–	–	–	–	–	–	–	–	–
Unspecified		98	160	160	–	–	80	(80)	-100,0%	160
Computer Equipment		1 806	1 332	1 332	123	191	666	(475)	-71,3%	1 332
Computer Equipment		1 806	1 332	1 332	123	191	666	(475)	-71,3%	1 332
Furniture and Office Equipment		1 430	2 642	2 642	14	687	1 321	(634)	-48,0%	2 642
Furniture and Office Equipment		1 430	2 642	2 642	14	687	1 321	(634)	-48,0%	2 642
Machinery and Equipment		1 045	2 818	3 100	–	728	1 550	(822)	-53,0%	3 100
Machinery and Equipment		1 045	2 818	3 100	–	728	1 550	(822)	-53,0%	3 100
Transport Assets		10 266	4 785	4 785	1 345	2 016	2 393	(376)	-15,7%	4 785
Transport Assets		10 266	4 785	4 785	1 345	2 016	2 393	(376)	-15,7%	4 785
Zoological plants and animals		–	–	–	–	–	–	–	–	–
Total Capital Expenditure on new assets	1	18 583	43 670	43 325	4 805	18 044	21 663	3 619	16,7%	43 325

KZN436 Dr Nkosazana Dlamini Zuma - Supporting Table SC13b Monthly Budget Statement - capital expenditure on renewal of existing assets by asset class -										
Description	Ref	2024/25	Budget Year 2025/26							
		Audited Outcome	Original Budget	Adjusted Budget	Monthly Actual	YearTD Actual	YearTD Budget	YTD Variance	YTD Variance %	Full Year Forecast
R thousands	1									
Capital expenditure on renewal of existing assets by Asset Class/Sub-class										
Infrastructure		-	2 800	2 518	-	1 859	1 259	600	47,6%	2 518
Roads Infrastructure		-	2 800	2 518	-	1 859	1 259	600	47,6%	2 518
Roads		-	2 800	2 518	-	1 859	1 259	600	47,6%	2 518
Total Capital Expenditure on renewal of existing assets	1	-	2 800	2 518	-	1 859	1 259	(600)	-47,6%	2 518

KZN436 Dr Nkosazana Dlamini Zuma - Supporting Table SC13c Monthly Budget Statement - expenditure on repairs and maintenance by asset class - M06

Description	Ref	2024/25	Budget Year 2025/26							
		Audited Outcome	Original Budget	Adjusted Budget	Monthly Actual	YearTD Actual	YearTD Budget	YTD Variance	YTD Variance %	Full Year Forecast
R thousands	1									
Repairs and maintenance expenditure by Asset Class/Sub-class										
Infrastructure		6 814	6 500	6 500	–	2 411	3 250	(839)	-25,8%	6 500
Roads Infrastructure		6 814	6 500	6 500	–	2 411	3 250	(839)	-25,8%	6 500
Roads		–	–	–	–	–	–	–	–	–
Road Structures		6 814	6 500	6 500	–	2 411	3 250	(839)	-25,8%	6 500
Road Furniture		–	–	–	–	–	–	–	–	–
Capital Spares		–	–	–	–	–	–	–	–	–
Storm water Infrastructure		–	–	–	–	–	–	–	–	–
Drainage Collection		–	–	–	–	–	–	–	–	–
Storm water Conveyance		–	–	–	–	–	–	–	–	–
Attenuation		–	–	–	–	–	–	–	–	–
Electrical Infrastructure		–	–	–	–	–	–	–	–	–
Power Plants		–	–	–	–	–	–	–	–	–
HV Substations		–	–	–	–	–	–	–	–	–
HV Switching Station		–	–	–	–	–	–	–	–	–
HV Transmission Conductors		–	–	–	–	–	–	–	–	–
MV Substations		–	–	–	–	–	–	–	–	–
MV Switching Stations		–	–	–	–	–	–	–	–	–
MV Networks		–	–	–	–	–	–	–	–	–
LV Networks		–	–	–	–	–	–	–	–	–
Capital Spares		–	–	–	–	–	–	–	–	–
Water Supply Infrastructure		–	–	–	–	–	–	–	–	–
Dams and Weirs		–	–	–	–	–	–	–	–	–
Boreholes		–	–	–	–	–	–	–	–	–
Reservoirs		–	–	–	–	–	–	–	–	–
Pump Stations		–	–	–	–	–	–	–	–	–
Water Treatment Works		–	–	–	–	–	–	–	–	–
Bulk Mains		–	–	–	–	–	–	–	–	–
Distribution		–	–	–	–	–	–	–	–	–
Distribution Points		–	–	–	–	–	–	–	–	–
PRV Stations		–	–	–	–	–	–	–	–	–
Capital Spares		–	–	–	–	–	–	–	–	–
Sanitation Infrastructure		–	–	–	–	–	–	–	–	–
Pump Station		–	–	–	–	–	–	–	–	–
Reticulation		–	–	–	–	–	–	–	–	–
Waste Water Treatment Works		–	–	–	–	–	–	–	–	–
Outfall Sewers		–	–	–	–	–	–	–	–	–
Toilet Facilities		–	–	–	–	–	–	–	–	–
Capital Spares		–	–	–	–	–	–	–	–	–
Solid Waste Infrastructure		–	–	–	–	–	–	–	–	–
Landfill Sites		–	–	–	–	–	–	–	–	–
Waste Transfer Stations		–	–	–	–	–	–	–	–	–
Waste Processing Facilities		–	–	–	–	–	–	–	–	–
Waste Drop-off Points		–	–	–	–	–	–	–	–	–
Waste Separation Facilities		–	–	–	–	–	–	–	–	–
Electricity Generation Facilities		–	–	–	–	–	–	–	–	–
Capital Spares		–	–	–	–	–	–	–	–	–
Rail Infrastructure		–	–	–	–	–	–	–	–	–
Rail Lines		–	–	–	–	–	–	–	–	–
Rail Structures		–	–	–	–	–	–	–	–	–
Rail Furniture		–	–	–	–	–	–	–	–	–
Drainage Collection		–	–	–	–	–	–	–	–	–
Storm water Conveyance		–	–	–	–	–	–	–	–	–
Attenuation		–	–	–	–	–	–	–	–	–
MV Substations		–	–	–	–	–	–	–	–	–
LV Networks		–	–	–	–	–	–	–	–	–
Capital Spares		–	–	–	–	–	–	–	–	–
Coastal Infrastructure		–	–	–	–	–	–	–	–	–
Sand Pumps		–	–	–	–	–	–	–	–	–
Piers		–	–	–	–	–	–	–	–	–
Revetments		–	–	–	–	–	–	–	–	–
Promenades		–	–	–	–	–	–	–	–	–
Capital Spares		–	–	–	–	–	–	–	–	–
Information and Communication Infrastructure		–	–	–	–	–	–	–	–	–
Data Centres		–	–	–	–	–	–	–	–	–
Core Layers		–	–	–	–	–	–	–	–	–
Distribution Layers		–	–	–	–	–	–	–	–	–
Capital Spares		–	–	–	–	–	–	–	–	–
Community Assets		781	4 650	4 432	–	3 606	2 216	1 390	62,7%	4 432
Community Facilities		781	4 650	4 432	–	3 606	2 216	1 390	62,7%	4 432
Halls		781	4 500	4 282	–	3 606	2 141	1 465	68,4%	4 282
Centres		–	–	–	–	–	–	–	–	–
Crèches		–	–	–	–	–	–	–	–	–
Clinics/Care Centres		–	–	–	–	–	–	–	–	–
Fire/Ambulance Stations		–	–	–	–	–	–	–	–	–
Testing Stations		–	–	–	–	–	–	–	–	–

Description	Ref	2024/25	Budget Year 2025/26							
		Audited Outcome	Original Budget	Adjusted Budget	Monthly Actual	YearTD Actual	YearTD Budget	YTD Variance	YTD Variance %	Full Year Forecast
R thousands	1									
<i>Museums</i>		-	-	-	-	-	-	-	-	-
<i>Galleries</i>		-	-	-	-	-	-	-	-	-
<i>Theatres</i>		-	-	-	-	-	-	-	-	-
<i>Libraries</i>		-	-	-	-	-	-	-	-	-
<i>Cemeteries/Crematoria</i>		-	150	150	-	-	75	(75)	-100,0%	150
<i>Police</i>		-	-	-	-	-	-	-	-	-
<i>Parks</i>		-	-	-	-	-	-	-	-	-
<i>Public Open Space</i>		-	-	-	-	-	-	-	-	-
<i>Nature Reserves</i>		-	-	-	-	-	-	-	-	-
<i>Public Ablution Facilities</i>		-	-	-	-	-	-	-	-	-
<i>Markets</i>		-	-	-	-	-	-	-	-	-
<i>Stalls</i>		-	-	-	-	-	-	-	-	-
<i>Abattoirs</i>		-	-	-	-	-	-	-	-	-
<i>Airports</i>		-	-	-	-	-	-	-	-	-
<i>Taxi Ranks/Bus Terminals</i>		-	-	-	-	-	-	-	-	-
<i>Capital Spares</i>		-	-	-	-	-	-	-	-	-
<i>Sport and Recreation Facilities</i>		-	-	-	-	-	-	-	-	-
<i>Indoor Facilities</i>		-	-	-	-	-	-	-	-	-
<i>Outdoor Facilities</i>		-	-	-	-	-	-	-	-	-
<i>Capital Spares</i>		-	-	-	-	-	-	-	-	-
Heritage assets		-	-	-	-	-	-	-	-	-
<i>Monuments</i>		-	-	-	-	-	-	-	-	-
<i>Historic Buildings</i>		-	-	-	-	-	-	-	-	-
<i>Works of Art</i>		-	-	-	-	-	-	-	-	-
<i>Conservation Areas</i>		-	-	-	-	-	-	-	-	-
<i>Other Heritage</i>		-	-	-	-	-	-	-	-	-
Investment properties		-	-	-	-	-	-	-	-	-
<i>Revenue Generating</i>		-	-	-	-	-	-	-	-	-
<i>Improved Property</i>		-	-	-	-	-	-	-	-	-
<i>Unimproved Property</i>		-	-	-	-	-	-	-	-	-
<i>Non-revenue Generating</i>		-	-	-	-	-	-	-	-	-
<i>Improved Property</i>		-	-	-	-	-	-	-	-	-
<i>Unimproved Property</i>		-	-	-	-	-	-	-	-	-
Other assets		1 057	1 900	2 118	227	1 380	1 059	321	30,3%	2 118
<i>Operational Buildings</i>		1 057	1 900	2 118	227	1 380	1 059	321	30,3%	2 118
<i>Municipal Offices</i>		1 057	1 900	2 118	227	1 380	1 059	321	30,3%	2 118
<i>Pay/Enquiry Points</i>		-	-	-	-	-	-	-	-	-
<i>Building Plan Offices</i>		-	-	-	-	-	-	-	-	-
<i>Workshops</i>		-	-	-	-	-	-	-	-	-
<i>Yards</i>		-	-	-	-	-	-	-	-	-
<i>Stores</i>		-	-	-	-	-	-	-	-	-
<i>Laboratories</i>		-	-	-	-	-	-	-	-	-
<i>Training Centres</i>		-	-	-	-	-	-	-	-	-
<i>Manufacturing Plant</i>		-	-	-	-	-	-	-	-	-
<i>Depots</i>		-	-	-	-	-	-	-	-	-
<i>Capital Spares</i>		-	-	-	-	-	-	-	-	-
<i>Housing</i>		-	-	-	-	-	-	-	-	-
<i>Staff Housing</i>		-	-	-	-	-	-	-	-	-
<i>Social Housing</i>		-	-	-	-	-	-	-	-	-
<i>Capital Spares</i>		-	-	-	-	-	-	-	-	-
Biological or Cultivated Assets		-	-	-	-	-	-	-	-	-
<i>Biological or Cultivated Assets</i>		-	-	-	-	-	-	-	-	-
Intangible Assets		-	-	-	-	-	-	-	-	-
<i>Servitudes</i>		-	-	-	-	-	-	-	-	-
<i>Licences and Rights</i>		-	-	-	-	-	-	-	-	-
<i>Water Rights</i>		-	-	-	-	-	-	-	-	-
<i>Effluent Licenses</i>		-	-	-	-	-	-	-	-	-
<i>Solid Waste Licenses</i>		-	-	-	-	-	-	-	-	-
<i>Computer Software and Applications</i>		-	-	-	-	-	-	-	-	-
<i>Load Settlement Software Applications</i>		-	-	-	-	-	-	-	-	-
<i>Unspecified</i>		-	-	-	-	-	-	-	-	-
Computer Equipment		16	66	66	-	-	33	(33)	-100,0%	66
<i>Computer Equipment</i>		16	66	66	-	-	33	(33)	-100,0%	66
Furniture and Office Equipment		-	-	-	-	-	-	-	-	-
<i>Furniture and Office Equipment</i>		-	-	-	-	-	-	-	-	-
Machinery and Equipment		213	644	644	82	83	322	(239)	-74,2%	644
<i>Machinery and Equipment</i>		213	644	644	82	83	322	(239)	-74,2%	644
Transport Assets		4 500	2 425	2 425	2 196	2 886	1 212	1 674	138,1%	2 425
<i>Transport Assets</i>		4 500	2 425	2 425	2 196	2 886	1 212	1 674	138,1%	2 425
Land		-	-	-	-	-	-	-	-	-
<i>Land</i>		-	-	-	-	-	-	-	-	-

Description	Ref	2024/25	Budget Year 2025/26							
		Audited Outcome	Original Budget	Adjusted Budget	Monthly Actual	YearTD Actual	YearTD Budget	YTD Variance	YTD Variance %	Full Year Forecast
R thousands	1									
Zoo's, Marine and Non-biological Animals		-	-	-	-	-	-	-		-
Zoo's, Marine and Non-biological Animals		-	-	-	-	-	-	-		-
Living resources		-	-	-	-	-	-	-		-
Mature		-	-	-	-	-	-	-		-
Policing and Protection		-	-	-	-	-	-	-		-
Zoological plants and animals		-	-	-	-	-	-	-		-
Immature		-	-	-	-	-	-	-		-
Policing and Protection		-	-	-	-	-	-	-		-
Zoological plants and animals		-	-	-	-	-	-	-		-
Total Repairs and Maintenance Expenditure	1	13 380	16 185	16 185	2 505	10 367	8 093	(2 275)	-28,1%	16 185

KZN436 Dr Nkosazana Dlamini Zuma - Supporting Table SC13d Monthly Budget Statement - depreciation by asset class - M06 December

Description	Ref	2024/25	Budget Year 2025/26							
		Audited Outcome	Original Budget	Adjusted Budget	Monthly Actual	YearTD Actual	YearTD Budget	YTD Variance	YTD Variance %	Full Year Forecast
R thousands	1									
Depreciation by Asset Class/Sub-class										
Infrastructure		27 041	26 816	26 816	2 414	14 018	13 408	610	4,5%	26 816
Roads Infrastructure		27 041	26 816	26 816	2 414	14 018	13 408	610	4,5%	26 816
Roads		27 041	26 816	26 816	2 414	14 018	13 408	610	4,5%	26 816
Road Structures		-	-	-	-	-	-	-	-	-
Road Furniture		-	-	-	-	-	-	-	-	-
Capital Spares		-	-	-	-	-	-	-	-	-
Storm water Infrastructure		-	-	-	-	-	-	-	-	-
Drainage Collection		-	-	-	-	-	-	-	-	-
Storm water Conveyance		-	-	-	-	-	-	-	-	-
Attenuation		-	-	-	-	-	-	-	-	-
Electrical Infrastructure		-	-	-	-	-	-	-	-	-
Power Plants		-	-	-	-	-	-	-	-	-
HV Substations		-	-	-	-	-	-	-	-	-
HV Switching Station		-	-	-	-	-	-	-	-	-
HV Transmission Conductors		-	-	-	-	-	-	-	-	-
MV Substations		-	-	-	-	-	-	-	-	-
MV Switching Stations		-	-	-	-	-	-	-	-	-
MV Networks		-	-	-	-	-	-	-	-	-
LV Networks		-	-	-	-	-	-	-	-	-
Capital Spares		-	-	-	-	-	-	-	-	-
Water Supply Infrastructure		-	-	-	-	-	-	-	-	-
Dams and Weirs		-	-	-	-	-	-	-	-	-
Boreholes		-	-	-	-	-	-	-	-	-
Reservoirs		-	-	-	-	-	-	-	-	-
Pump Stations		-	-	-	-	-	-	-	-	-
Water Treatment Works		-	-	-	-	-	-	-	-	-
Bulk Mains		-	-	-	-	-	-	-	-	-
Distribution		-	-	-	-	-	-	-	-	-
Distribution Points		-	-	-	-	-	-	-	-	-
PRV Stations		-	-	-	-	-	-	-	-	-
Capital Spares		-	-	-	-	-	-	-	-	-
Sanitation Infrastructure		-	-	-	-	-	-	-	-	-
Pump Station		-	-	-	-	-	-	-	-	-
Reticulation		-	-	-	-	-	-	-	-	-
Waste Water Treatment Works		-	-	-	-	-	-	-	-	-
Outfall Sewers		-	-	-	-	-	-	-	-	-
Toilet Facilities		-	-	-	-	-	-	-	-	-
Capital Spares		-	-	-	-	-	-	-	-	-
Solid Waste Infrastructure		-	-	-	-	-	-	-	-	-
Landfill Sites		-	-	-	-	-	-	-	-	-
Waste Transfer Stations		-	-	-	-	-	-	-	-	-
Waste Processing Facilities		-	-	-	-	-	-	-	-	-
Waste Drop-off Points		-	-	-	-	-	-	-	-	-
Waste Separation Facilities		-	-	-	-	-	-	-	-	-
Electricity Generation Facilities		-	-	-	-	-	-	-	-	-
Capital Spares		-	-	-	-	-	-	-	-	-
Rail Infrastructure		-	-	-	-	-	-	-	-	-
Rail Lines		-	-	-	-	-	-	-	-	-
Rail Structures		-	-	-	-	-	-	-	-	-
Rail Furniture		-	-	-	-	-	-	-	-	-
Drainage Collection		-	-	-	-	-	-	-	-	-
Storm water Conveyance		-	-	-	-	-	-	-	-	-
Attenuation		-	-	-	-	-	-	-	-	-
MV Substations		-	-	-	-	-	-	-	-	-
LV Networks		-	-	-	-	-	-	-	-	-
Capital Spares		-	-	-	-	-	-	-	-	-
Coastal Infrastructure		-	-	-	-	-	-	-	-	-
Sand Pumps		-	-	-	-	-	-	-	-	-
Piers		-	-	-	-	-	-	-	-	-
Revetments		-	-	-	-	-	-	-	-	-
Promenades		-	-	-	-	-	-	-	-	-
Capital Spares		-	-	-	-	-	-	-	-	-
Information and Communication Infrastructure		-	-	-	-	-	-	-	-	-
Data Centres		-	-	-	-	-	-	-	-	-
Core Layers		-	-	-	-	-	-	-	-	-
Distribution Layers		-	-	-	-	-	-	-	-	-
Capital Spares		-	-	-	-	-	-	-	-	-
Community Assets		11 597	11 973	11 973	1 079	6 266	5 986	280	4,7%	11 973
Community Facilities		11 597	11 973	11 973	1 079	6 266	5 986	280	4,7%	11 973
Halls		11 597	11 973	11 973	1 079	6 266	5 986	280	4,7%	11 973
Centres		-	-	-	-	-	-	-	-	-
Crèches		-	-	-	-	-	-	-	-	-
Clinics/Care Centres		-	-	-	-	-	-	-	-	-
Fire/Ambulance Stations		-	-	-	-	-	-	-	-	-
Testing Stations		-	-	-	-	-	-	-	-	-

Description	Ref	2024/25	Budget Year 2025/26							
		Audited Outcome	Original Budget	Adjusted Budget	Monthly Actual	YearTD Actual	YearTD Budget	YTD Variance	YTD Variance %	Full Year Forecast
R thousands	1									
<i>Museums</i>		-	-	-	-	-	-	-		-
<i>Galleries</i>		-	-	-	-	-	-	-		-
<i>Theatres</i>		-	-	-	-	-	-	-		-
<i>Libraries</i>		-	-	-	-	-	-	-		-
<i>Cemeteries/Crematoria</i>		-	-	-	-	-	-	-		-
<i>Police</i>		-	-	-	-	-	-	-		-
<i>Parks</i>		-	-	-	-	-	-	-		-
<i>Public Open Space</i>		-	-	-	-	-	-	-		-
<i>Nature Reserves</i>		-	-	-	-	-	-	-		-
<i>Public Ablution Facilities</i>		-	-	-	-	-	-	-		-
<i>Markets</i>		-	-	-	-	-	-	-		-
<i>Stalls</i>		-	-	-	-	-	-	-		-
<i>Abattoirs</i>		-	-	-	-	-	-	-		-
<i>Airports</i>		-	-	-	-	-	-	-		-
<i>Taxi Ranks/Bus Terminals</i>		-	-	-	-	-	-	-		-
<i>Capital Spares</i>		-	-	-	-	-	-	-		-
<i>Sport and Recreation Facilities</i>		-	-	-	-	-	-	-		-
<i>Indoor Facilities</i>		-	-	-	-	-	-	-		-
<i>Outdoor Facilities</i>		-	-	-	-	-	-	-		-
<i>Capital Spares</i>		-	-	-	-	-	-	-		-
Heritage assets		-	-	-	-	-	-	-		-
<i>Monuments</i>		-	-	-	-	-	-	-		-
<i>Historic Buildings</i>		-	-	-	-	-	-	-		-
<i>Works of Art</i>		-	-	-	-	-	-	-		-
<i>Conservation Areas</i>		-	-	-	-	-	-	-		-
<i>Other Heritage</i>		-	-	-	-	-	-	-		-
Investment properties		-	-	-	-	-	-	-		-
<i>Revenue Generating</i>		-	-	-	-	-	-	-		-
<i>Improved Property</i>		-	-	-	-	-	-	-		-
<i>Unimproved Property</i>		-	-	-	-	-	-	-		-
<i>Non-revenue Generating</i>		-	-	-	-	-	-	-		-
<i>Improved Property</i>		-	-	-	-	-	-	-		-
<i>Unimproved Property</i>		-	-	-	-	-	-	-		-
Other assets		2 212	2 355	2 355	213	1 230	1 178	52	4,4%	2 355
<i>Operational Buildings</i>		2 212	2 355	2 355	213	1 230	1 178	52	4,4%	2 355
<i>Municipal Offices</i>		2 212	2 355	2 355	213	1 230	1 178	52	4,4%	2 355
<i>Pay/Enquiry Points</i>		-	-	-	-	-	-	-		-
<i>Building Plan Offices</i>		-	-	-	-	-	-	-		-
<i>Workshops</i>		-	-	-	-	-	-	-		-
<i>Yards</i>		-	-	-	-	-	-	-		-
<i>Stores</i>		-	-	-	-	-	-	-		-
<i>Laboratories</i>		-	-	-	-	-	-	-		-
<i>Training Centres</i>		-	-	-	-	-	-	-		-
<i>Manufacturing Plant</i>		-	-	-	-	-	-	-		-
<i>Depots</i>		-	-	-	-	-	-	-		-
<i>Capital Spares</i>		-	-	-	-	-	-	-		-
<i>Housing</i>		-	-	-	-	-	-	-		-
<i>Staff Housing</i>		-	-	-	-	-	-	-		-
<i>Social Housing</i>		-	-	-	-	-	-	-		-
<i>Capital Spares</i>		-	-	-	-	-	-	-		-
Biological or Cultivated Assets		-	-	-	-	-	-	-		-
<i>Biological or Cultivated Assets</i>		-	-	-	-	-	-	-		-
Intangible Assets		1 736	1 345	1 345	19	513	672	(159)	-23,6%	1 345
<i>Servitudes</i>		-	-	-	-	-	-	-		-
<i>Licences and Rights</i>		1 736	1 345	1 345	19	513	672	(159)	-23,6%	1 345
<i>Water Rights</i>		-	-	-	-	-	-	-		-
<i>Effluent Licenses</i>		-	-	-	-	-	-	-		-
<i>Solid Waste Licenses</i>		-	-	-	-	-	-	-		-
<i>Computer Software and Applications</i>		1 736	1 345	1 345	19	513	672	(159)	-23,6%	1 345
<i>Load Settlement Software Applications</i>		-	-	-	-	-	-	-		-
<i>Unspecified</i>		-	-	-	-	-	-	-		-
Computer Equipment		831	1 333	1 333	99	558	667	(109)	-16,3%	1 333
<i>Computer Equipment</i>		831	1 333	1 333	99	558	667	(109)	-16,3%	1 333
Furniture and Office Equipment		1 617	1 892	1 892	109	630	946	(316)	-33,4%	1 892
<i>Furniture and Office Equipment</i>		1 617	1 892	1 892	109	630	946	(316)	-33,4%	1 892
Machinery and Equipment		1 751	2 061	2 061	43	692	1 030	(338)	-32,8%	2 061
<i>Machinery and Equipment</i>		1 751	2 061	2 061	43	692	1 030	(338)	-32,8%	2 061
Transport Assets		6 025	6 263	6 263	502	3 197	3 132	66	2,1%	6 263
<i>Transport Assets</i>		6 025	6 263	6 263	502	3 197	3 132	66	2,1%	6 263
Land		-	-	-	-	-	-	-		-
<i>Land</i>		-	-	-	-	-	-	-		-

Description	Ref	2024/25	Budget Year 2025/26							
		Audited Outcome	Original Budget	Adjusted Budget	Monthly Actual	YearTD Actual	YearTD Budget	YTD Variance	YTD Variance %	Full Year Forecast
R thousands	1									
<u>Zoo's, Marine and Non-biological Animals</u>		-	-	-	-	-	-	-		-
Zoo's, Marine and Non-biological Animals		-	-	-	-	-	-	-		-
<u>Living resources</u>		-	-	-	-	-	-	-		-
Mature		-	-	-	-	-	-	-		-
Policing and Protection		-	-	-	-	-	-	-		-
Zoological plants and animals		-	-	-	-	-	-	-		-
Immature		-	-	-	-	-	-	-		-
Policing and Protection		-	-	-	-	-	-	-		-
Zoological plants and animals		-	-	-	-	-	-	-		-
Total Depreciation	1	52 810	54 038	54 038	4 478	27 105	27 019	(86)	-0,3%	54 038

KZN436 Dr Nkosazana Dlamini Zuma - Supporting Table SC13e Monthly Budget Statement - capital expenditure on upgrading of existing assets by asset class

Description	Ref	2024/25	Budget Year 2025/26							
		Audited Outcome	Original Budget	Adjusted Budget	Monthly Actual	YearTD Actual	YearTD Budget	YTD Variance	YTD Variance %	Full Year Forecast
R thousands	1									
Capital expenditure on upgrading of existing assets by Asset Class/Sub-class										
Infrastructure		(12)	9 193	9 820	–	2 582	4 910	(2 328)	-47,4%	9 820
Roads Infrastructure		(12)	9 193	9 820	–	2 582	4 910	(2 328)	-47,4%	9 820
Roads		(12)	9 193	9 820	–	2 582	4 910	(2 328)	-47,4%	9 820
Community Assets		55 525	5 917	5 917	–	210	2 959	(2 749)	-92,9%	5 917
Community Facilities		–	700	700	–	–	350	(350)	-100,0%	700
Cemeteries/Crematoria		–	500	500	–	–	250	(250)	-100,0%	500
Public Open Space		–	200	200	–	–	100	(100)	-100,0%	200
Sport and Recreation Facilities		55 525	5 217	5 217	–	210	2 609	(2 399)	-92,0%	5 217
Indoor Facilities		–	–	–	–	–	–	–	–	–
Outdoor Facilities		55 525	5 217	5 217	–	210	2 609	(2 399)	-92,0%	5 217
Capital Spares		–	–	–	–	–	–	–	–	–
Other assets		–	200	200	–	–	100	(100)	-100,0%	200
Operational Buildings		–	200	200	–	–	100	(100)	-100,0%	200
Municipal Offices		–	200	200	–	–	100	(100)	-100,0%	200
Furniture and Office Equipment		–	492	492	–	–	246	(246)	-100,0%	492
Furniture and Office Equipment		–	492	492	–	–	246	(246)	-100,0%	492
Transport Assets		–	560	560	44	44	280	(236)	-84,4%	560
Transport Assets		–	560	560	44	44	280	(236)	-84,4%	560
Total Capital Expenditure on upgrading of existing assets	1	55 513	16 362	16 989	44	2 836	8 495	5 658	66,6%	16 989



Quality Certificate

I, N.C Vezi Municipal Manager of Dr Nkosazana Dlamini Zuma Local Municipality hereby certify that the Monthly preliminary report on the implementation of budget and the financial state affairs of the municipality for the month of December 2025 and Second Quarter of 2025/2026 financial year has been prepared in accordance with the Municipal Finance Management Act and regulations made under this act.

Print Name: N.C Vezi

Municipal Manager of Dr Nkosazana Dlamini Zuma Municipality, KZN436

Signature: _____

Date: 09/01/2026

BANK ACCOUNT WITHDRAWALS NOT IN TERMS OF AN APPROVED BUDGET

Municipal Finance Management Act, section 11(4)

Consolidated Quarterly Report for period 01/07/2025 to 30/09/2025



NAME OF MUNICIPALITY:

Date	Payee	Amount in R'000	Description and Purpose	Authorised by (name)
1. Section 11(b) - Expenditure authorised by the MEC for finance in terms of section 26 (4) when a municipality has failed to approve a budget by 30 June;			N/A	
2. Section 11(c) - Unforeseeable and unavoidable expenditure authorised by the mayor in terms of section 29 (1);			N/A	
3. Section 11(d) - Payments from a trust, charitable or relief fund without budget appropriation in terms of section 12(4);			N/A	
4. Section 11(e) - Payments to a person or organ of state of money received by the municipality on behalf of that person or organ of state, including (i) money collected by the municipality on behalf of that person or organ of state by agreement; or (ii) any insurance or other payments received by the municipality for that person or organ of state;			N/A	
5. Section 11(f) - Refund money incorrectly paid into a bank account;			N/A	
6. Section 11(g) - Refund guarantees, suraties and security deposits;			N/A	
7. Section 11(h) - Payments for cash management and investment purposes in accordance with section 13:				
28/10/2025 ABSA	30 591 577.66	Transfer from FNB Primary Account to FNB Money Market Account		Mr. P.M Mtungwa & Mr. N.J Wela
12/12/2025 FNB	40 000 000.00	Transfer from FNB Primary Account to ABSA Bank Investment Account		Mr. P.M Mtungwa & Mr. N.J Wela
8. Section 11(i) - To defray increased expenditure on a multi-year capital project in terms of section 31;			N/A	
9. Section 11(j) - Payments for such other purposes as may be prescribed from time-to-time.			N/A	

DISTRIBUTION

1. Did the Accounting Officer table in Council a consolidated report of all withdrawals within 30 days after the end of the quarter;	Yes / No
2. Date the consolidated report was tabled; and	Date :
3. Was the copy of the consolidated report of all withdrawals submitted to the Auditor General	Yes / No

CHIEF FINANCIAL OFFICER

MUNICIPAL MANAGER

Instructions for completing this report:

The Accounting Officer must include information motivating the non-budgeted withdrawals, action taken to rectify the breach and identify how funding will be sourced through an Adjustments Budget. This motivation can be an additional report to council or incorporated into the table above by inserting additional space. This report must be tabled in Council within 30 days after the end of each quarter where a withdrawal occurs.

Withdrawals that must be reported each quarter:

Distribution:

1. Table this report in a full council meeting, including additional motivation on action taken to rectify, within 30 days after the end of each quarter (section 11(4)).
2. Submit a copy to the relevant National Treasury, Provincial Treasury and the Auditor-General



BBST3954 003620

*DR NKOSAZANA DLAMINI ZUMA LOCAL
MUNICIPALITY
P O BOX 62
CREIGHTON
3263
MTUNGWAP@NDZ.GOV.ZA

P O Box 219
Underberg 3257
Street Address Underberg
Main Street
Universal Branch Code 250655
@ fnb.co.za
Lost Cards 087-575-9406
Account Enquiries 087-736-2247
Fraud 087-575-9444
Relationship Manager Mlungiseleli Mnyani (031) 581 9765
(031) 581-9765

Customer VAT Registration Number Not Provided
Bank VAT Registration Number 4210102051

Public Sector Cheque Account : 62026224999

Tax Invoice/Statement Number : 3954
Statement Period : 27 October 2025 to 28 October 2025
Statement Date : 28 October 2025

Statement Balances		Bank Charges		Interest Rate	
Opening Balance	10,823,340.19 Cr	Service Fees	0.00	Credit Rate**	2.70%
Closing Balance	10,409,400.31 Cr	Cash Deposit Fees	0.41 Dr	Debit Rate (Non-NCA)	13.50%
# Inclusive of VAT @ 15.00%	1,213.96 Dr	Cash Handling Fees	0.00		
Total VAT (ZAR)	1,213.96 Dr	Other Fees	9,306.66 Dr		

Transactions in RAND (ZAR)

Date	Description	Amount	Balance	Accrued Bank Charges
28 Oct	FNB App Payment From 30063938			
28 Oct	FNB App Payment From 30063921	350.00Cr	10,823,690.19Cr	
28 Oct	FNB OB Pmt 173575	350.00Cr	10,824,040.19Cr	
28 Oct	Scheduled Pymt From Ndzm30067293	2,500.00Cr	10,826,540.19Cr	
28 Oct	FNB App Payment From 30057995	1,035.75Cr	10,827,575.94Cr	
28 Oct	FNB App Payment From Ndzm259745	1,300.00Cr	10,828,875.94Cr	
28 Oct	FNB App Payment From A/C No. Kwas152225	418.75Cr	10,829,294.69Cr	
28 Oct	FNB OB Pmt Ndzm 30056358	418.95Cr	10,829,713.64Cr	
28 Oct	FNB App Payment From 30062298	1,878.67Cr	10,831,592.31Cr	
28 Oct	FNB OB Pmt Ndzm 39245	2,200.00Cr	10,833,792.31Cr	
28 Oct	FNB App Payment From Ndzm 30066780	2,700.00Cr	10,836,492.31Cr	
28 Oct	FNB OB Pmt Booysen Dn5032	1,800.00Cr	10,838,292.31Cr	
28 Oct	ATM Acc Payment Ndzm 5945	264.64Cr	10,838,556.95Cr	
28 Oct	General Credit - Domestic Trea Neds 037881098635 00	600.00Cr	10,839,156.95Cr	
28 Oct	FNB OB Pmt 47175	30,591,577.66Cr	41,430,734.61Cr	
28 Oct	FNB OB Pmt 47247	1,180.40Cr	41,431,915.01Cr	
28 Oct	FNB OB Pmt 47254	689.90Cr	41,432,604.91Cr	
28 Oct	FNB OB Pmt 47230	1,213.65Cr	41,433,818.56Cr	
28 Oct	FNB OB Pmt 262255	978.40Cr	41,434,796.96Cr	
28 Oct	FNB OB Pmt 262275	886.65Cr	41,435,683.61Cr	
28 Oct	FNB OB Pmt 67733	2,133.55Cr	41,437,817.16Cr	
28 Oct	FNB OB Pmt 67685	8.35Cr	41,437,825.51Cr	
28 Oct	FNB OB Pmt 30058350	1,086.15Cr	41,438,911.66Cr	
28 Oct	FNB OB Pmt 67788	448.85Cr	41,439,360.51Cr	
28 Oct	FNB OB Pmt 67630	1,136.05Cr	41,440,496.56Cr	
		80.35Cr	41,440,576.91Cr	

Branch Number	Account Number	Date	DDA DB/WV/AV/ZZ/RK/BB/5Q/WB/N	FN
887	62026224999	2025/10/28	PUBLIC SECTOR CHEQUE ACCOUNT	

Date	Description	Amount	Balance	Accrued Bank Charges
28 Oct	FNB OB Pmt 262185	290.95Cr	41,440,867.86Cr	
28 Oct	FNB OB Pmt 262225	3,851.45Cr	41,444,719.31Cr	
28 Oct	FNB OB Pmt 49964	967.05Cr	41,445,686.36Cr	
28 Oct	FNB OB Pmt 49971	52.65Cr	41,445,739.01Cr	
28 Oct	FNB OB Pmt 30057799	3,131.05Cr	41,448,870.06Cr	
28 Oct	FNB OB Pmt 30057816	1,357.75Cr	41,450,227.81Cr	
28 Oct	FNB OB Pmt 30057830	1,856.50Cr	41,452,084.31Cr	
28 Oct	FNB OB Pmt Acc No Kwas 5465	2,722.87Cr	41,454,807.18Cr	
28 Oct	FNB App Payment From 254315	1,934.65Cr	41,456,741.83Cr	
28 Oct	FNB OB Pmt 238595	2,119.80Cr	41,458,861.63Cr	
28 Oct	FNB App Payment From Ndzm 50415	550.00Cr	41,459,411.63Cr	
28 Oct	FNB App Payment From Ndzm 233055	1,330.00Cr	41,460,741.63Cr	
28 Oct	General Credit - Domestic Treas Interest037881098635	21,791.28Cr	41,482,532.91Cr	
28 Oct	FNB App Payment From Ndzm 67331	3,952.65Cr	41,486,485.56Cr	
28 Oct	FNB App Payment From PC Bredin	469.00Cr	41,486,954.56Cr	
28 Oct	#Sbx Carrier Fee #Sbr 38427 2025 10	3,450.00	41,483,504.56Cr	
28 Oct	#Sbx Svcs/Rent #Sbr 38427 2025 10	5,856.66	41,477,647.90Cr	
28 Oct	Payshap Credit Lubs Trading	476.00Cr	41,478,123.90Cr	
28 Oct	FNB OB Pmt 110245	7,121.05Cr	41,485,244.95Cr	
28 Oct	FNB OB Pmt 259445	5,957.30Cr	41,491,202.25Cr	
28 Oct	FNB OB Pmt 30062078	1,828.75Cr	41,493,031.00Cr	
28 Oct	FNB OB Pmt 30056444/Clovellyft	2,272.05Cr	41,495,303.05Cr	
28 Oct	Payshap Credit Talibian	476.00Cr	41,495,779.05Cr	
28 Oct	FNB OB Pmt FNB OB 000022222 Abs	30,591.577.66	10,904,201.39Cr	
28 Oct	FNB App Payment From Ndzm 30059973	1,404.45Cr	10,905,605.84Cr	
28 Oct	FNB App Payment From Ndzm30058790	1,205.15Cr	10,906,810.99Cr	
28 Oct	FNB OB Pmt Farmgate Dairy 64187	9,579.50Cr	10,916,390.49Cr	
28 Oct	FNB OB Pmt Farmgate 30060935	3,568.85Cr	10,919,959.34Cr	
28 Oct	FNB OB Pmt 30068610	636.50Cr	10,920,595.84Cr	
28 Oct	Sbx Deposit Sbx33710266889056	90.00Cr	10,920,685.84Cr	
28 Oct	#Sbx Deposit Fee #Sbx Deposit Fee	0.41	10,920,685.43Cr	
28 Oct	FNB OB Pmt FNB OB 000022223 Mal	Maleh Development	174,030.41	10,746,655.02Cr
28 Oct	FNB OB Pmt FNB OB 000022224 Mbh	Mbhele Mondli	1,000.00	10,745,655.02Cr
28 Oct	FNB OB Pmt FNB OB 000022225 Esk	Eskom Free Basic Ele	79,491.05	10,666,163.97Cr
28 Oct	FNB OB Pmt FNB OB 000022226 Esk	Eskom Creighton Loca	10,724.68	10,655,439.29Cr
28 Oct	FNB OB Pmt FNB OB 000022227 Esk	Eskom Creighton Offic	6,833.31	10,648,605.98Cr
28 Oct	FNB OB Pmt FNB OB 000022228 Esk	Eskom Rural Dumpsite	3,168.14	10,645,437.84Cr
28 Oct	FNB OB Pmt FNB OB 000022229 Esk	Eskom Old Post Offic	1,898.88	10,643,538.96Cr
28 Oct	FNB OB Pmt FNB OB 000022230 Esk	Eskom Animal Pound	7,374.47	10,636,164.49Cr
28 Oct	FNB OB Pmt FNB OB 000022231 Esk	Eskom Health Committ	19,412.28	10,616,752.21Cr
28 Oct	FNB OB Pmt FNB OB 000022232 Esk	Eskom Creighton Agri	12,113.59	10,604,638.62Cr
28 Oct	FNB OB Pmt FNB OB 000022233 Esk	Eskom Creighton Str	4,974.53	10,599,664.09Cr
28 Oct	FNB OB Pmt FNB OB 000022234 Esk	Eskom Capital Buildi	52,131.71	10,547,532.38Cr
28 Oct	FNB OB Pmt FNB OB 000022235 Esk	Eskom Bulwer Library	16,479.47	10,531,052.91Cr
28 Oct	FNB OB Pmt FNB OB 000022236 Esk	Eskom Streetlight Bu	4,025.39	10,527,027.52Cr
28 Oct	FNB OB Pmt FNB OB 000022237 Esk	Eskom Public Toilets	417.11	10,526,610.41Cr
28 Oct	FNB OB Pmt FNB OB 000022238 Esk	Eskom Bulwer Taxi Ra	5,598.94	10,521,011.47Cr
28 Oct	FNB OB Pmt FNB OB 000022239 Esk	Eskom Bulwer Art Cen	11,357.91	10,509,653.56Cr
28 Oct	FNB OB Pmt FNB OB 000022240 Esk	Eskom Underberg Taxi	8,240.04	10,501,413.52Cr
28 Oct	FNB OB Pmt FNB OB 000022241 Esk	Eskom Himeville Post	29,862.57	10,471,550.95Cr
28 Oct	FNB OB Pmt FNB OB 000022242 Esk	Eskom 131 Streetligh	11,589.10	10,459,961.85Cr
28 Oct	FNB OB Pmt FNB OB 000022243 Esk	Eskom Streetligh Him	10,160.37	10,449,801.48Cr
28 Oct	FNB OB Pmt FNB OB 000022244 Esk	Eskom Bulwer Csc	36,411.50	10,413,389.98Cr
28 Oct	FNB OB Pmt FNB OB 000022245 Esk	Eskom Himeville Area	7,602.89	10,405,787.09Cr
28 Oct	FNB OB Pmt FNB OB 000022246 Esk	Eskom Disastor Centr	16,568.72	10,389,218.37Cr
28 Oct	FNB OB Pmt FNB OB 000022247 Esk	Eskom Shopping Compl	4,402.18	10,384,816.19Cr
28 Oct	FNB OB Pmt FNB OB 000022248 Esk	Eskom Bulwer Streetl	1,374.06	10,383,442.13Cr
28 Oct	FNB OB Pmt FNB OB 000022249 Esk	Eskom 131 Streetligh	5,904.03	10,377,538.10Cr
28 Oct	FNB OB Pmt FNB OB 000022250 Esk	Eskom Mackenzie Stre	4,257.84	10,373,280.26Cr
28 Oct	FNB OB Pmt FNB OB 000022251 Und	Underberg & Himevill	6,600.00	10,366,680.26Cr

Branch Number	Account Number	Date	DDA DB/YW/AV/ZZ/ZZ/RK/BB/SQ/WB/N	FN
887	62026224999	2025/10/28	PUBLIC SECTOR CHEQUE ACCOUNT	

Transactions in RAND (ZAR) : 62026224999

Date	Description	Amount	Balance	Accrued Bank Charges
28 Oct	FNB App Payment From G.Petersen.259255			
28 Oct	Magtape Credit Ndzm 30057957	1,800.00Cr	10,368,480.26Cr	
28 Oct	Magtape Credit Ndzm 67180	134.00Cr	10,368,614.26Cr	
28 Oct	Magtape Credit Ndzm 61782	134.00Cr	10,368,748.26Cr	
28 Oct	Magtape Credit ABSA Bank Ndzm 30067231	194.00Cr	10,368,942.26Cr	
28 Oct	Magtape Credit Ndzm 47137	217.75Cr	10,369,160.01Cr	
28 Oct	Magtape Credit Investecpbndzm 30064726	288.15Cr	10,369,448.16Cr	
28 Oct	Magtape Credit Investecpbndzm 30063574	400.00Cr	10,369,848.16Cr	
28 Oct	Magtape Credit Kwas 259525	418.72Cr	10,370,266.88Cr	
28 Oct	Magtape Credit Investecpbndzm 30062834	504.30Cr	10,370,771.18Cr	
28 Oct	Magtape Credit 220285 -	670.00Cr	10,371,441.18Cr	
28 Oct	Magtape Credit Ndzm 30068971	1,085.85Cr	10,372,527.03Cr	
28 Oct	Magtape Credit ABSA Bank 11062 L Dreyer	1,591.65Cr	10,374,118.68Cr	
28 Oct	Magtape Credit Ndzm 61933	1,760.00Cr	10,375,878.68Cr	
28 Oct	Magtape Credit Ac No 30064740 G.J Napie	1,801.05Cr	10,377,679.73Cr	
28 Oct	Magtape Credit 71755	2,000.00Cr	10,379,679.73Cr	
28 Oct	Magtape Credit 30065923	2,124.85Cr	10,381,804.58Cr	
28 Oct	Magtape Credit Ndzm 67087	2,200.00Cr	10,384,004.58Cr	
28 Oct	Magtape Credit Investecpbndzm 30064094	2,216.65Cr	10,386,221.23Cr	
28 Oct	Magtape Credit 30059045	2,232.08Cr	10,388,453.31Cr	
28 Oct	Magtape Credit ABSA Bank Ndzm 30067509	2,330.75Cr	10,390,784.06Cr	
28 Oct	Magtape Credit Ndzm 61830	2,881.80Cr	10,393,665.86Cr	
28 Oct	Magtape Credit Investecpb30064843	3,158.75Cr	10,396,824.61Cr	
28 Oct	Magtape Credit 30060124	3,404.25Cr	10,400,228.86Cr	
Closing Balance		9,171.45Cr	10,409,400.31Cr	

10,409,400.31Cr

Turnover for Statement Period

No. Credit Transactions 76

No. Debit Transactions 33

30,740,950.02Cr

31,154,889.90Dr


Please contact us within 30 days from your statement date, should you wish to query an entry on this statement (incl. card transactions done during this statement period, but not yet reflecting). Should we not hear from you, we will assume that you have received the statement and that it is correct.

For more information on your Pricing Option, please contact us or visit our website.

**For the latest Credit Rates on product, please go to fnb.co.za

First National Bank - a division of FirstRand Bank Limited. Registration Number 1929/001225/06. An Authorised Financial Services and Credit Provider (NCRCP20). On 1 August 2025, the Prime Lending Rate changed to 10.50%. This may impact the rate on any of your credit facilities.

Branch Number	Account Number	Date	DDA DB/YW/AV/ZZ/ZZ/RK/BB/SQ/WB/N	FN
887	62026224999	2025/10/28	PUBLIC SECTOR CHEQUE ACCOUNT	



BBST3993 003685

*DR NKOSAZANA DLAMINI ZUMA LOCAL
MUNICIPALITY
P O BOX 62
CREIGHTON
3263
MTUNGWAP@NDZ.GOV.ZA

P O Box 219
Underberg 3257
Street Address Underberg
Main Street
Universal Branch Code 250655
fmb.co.za
Lost Cards 087-575-9406
Account Enquiries 087-736-2247
Fraud 087-575-9444
Relationship Manager Mlungiseleli Mnyani (031) 581 9765
(031) 581-9765

Customer VAT Registration Number Not Provided
Bank VAT Registration Number 4210102051

Public Sector Cheque Account : 62026224999

Tax Invoice/Statement Number : 3993
Statement Period : 11 December 2025 to 12 December 2025
Statement Date : 12 December 2025

Statement Balances		Bank Charges		Interest Rate	
Opening Balance	58,888,775.04 Cr	Service Fees	0.00	Credit Rate**	2.45%
Closing Balance	16,244,339.96 Cr	Cash Deposit Fees	7.04 Dr	Debit Rate (Non-NCA)	13.25%
# Inclusive of VAT @ 15.00%	0.92 Dr	Cash Handling Fees	0.00		
Total VAT (ZAR)	0.92 Dr	Other Fees	0.00		

Transactions in RAND (ZAR)

Date	Description	Amount	Balance	Accrued Bank Charges
12 Dec	Payment Cr Speedpoint67234790Fn			
12 Dec	FNB OB Pmt 30069020	150.00Cr	58,888,925.04Cr	
12 Dec	FNB OB Pmt 254145	984.90Cr	58,889,909.94Cr	
12 Dec	FNB OB Pmt 30067585	7,733.40Cr	58,897,643.34Cr	
12 Dec	FNB OB Pmt 30066742	4,199.06Cr	58,901,842.40Cr	
12 Dec	FNB App Payment From BP/Er/ 714	2,661.65Cr	58,904,504.05Cr	
12 Dec	Payment To Mccarthy (Pty)	5,292.53Cr	58,909,796.58Cr	
12 Dec	Cash Deposit Undberg	1,345,342.60	57,564,453.98Cr	
12 Dec	FNB OB Trf FNB OB Trf 000022431 Trans To M.Market	14,000.00Cr	57,578,453.98Cr	
12 Dec	FNB OB Pmt FNB OB 000022432 Tha	40,000,000.00	17,578,453.98Cr	
12 Dec	Sbx Deposit Sbx33710278827787	2,000.00	17,576,453.98Cr	
12 Dec	#Sbx Deposit Fee #Sbx Depsit Fee	1,610.00Cr	17,578,063.98Cr	
12 Dec	Payment To Baithaupi Exec	7.04	17,578,056.94Cr	
12 Dec	Payment To Real Travel	24,455.00	17,553,601.94Cr	
12 Dec	Payment To Luyamkelwa Con	64,344.10	17,489,257.84Cr	
12 Dec	FNB OB Pmt FNB OB 000022433 Maj	1,500.00	17,487,757.84Cr	
12 Dec	FNB OB Pmt FNB OB 000022434 Maj	509,938.75	16,977,819.09Cr	
12 Dec	FNB OB Pmt FNB OB 000022435 Maj	75,177.80	16,902,641.29Cr	
12 Dec	FNB OB Pmt FNB OB 000022436 Sib	254,969.38	16,647,671.91Cr	
12 Dec	FNB OB Pmt FNB OB 000022437 Fma	216,694.50	16,430,977.41Cr	
12 Dec	FNB OB Pmt Russel Glyn Leahy Ft	228,954.94	16,202,022.47Cr	
12 Dec	FNB OB Pmt Russel Glyn Leahy Ft	5,344.66Cr	16,207,367.13Cr	
12 Dec	FNB OB Pmt Russel Glyn Leahy Ft	3,370.45Cr	16,210,737.58Cr	
12 Dec	FNB App Payment From 30067028	7,739.72Cr	16,218,477.30Cr	
12 Dec	Magtape Credit Investecpbndzlm 30067396	1,421.42Cr	16,219,898.72Cr	
		167.50Cr	16,220,066.22Cr	

Branch Number	Account Number	Date	DDA DB/YW/AV/ZZ/RK/BB/5Q/WB/N	FN
887	62026224999	2025/12/12	PUBLIC SECTOR CHEQUE ACCOUNT	

Transactions in RAND (ZAR) : 62026224999

Date	Description	Amount	Balance	Accrued Bank Charges
12 Dec	Magtape Credit Ndzm 30066168			
12 Dec	Magtape Credit V Tichelenndzm115985	332.50Cr	16,220,398.72Cr	
12 Dec	Magtape Credit 30068768/01/11/25	504.30Cr	16,220,903.02Cr	
12 Dec	Magtape Credit 30063653	739.84Cr	16,221,642.86Cr	
12 Dec	Magtape Credit Bidvestbus Ndzm 30066254	860.90Cr	16,222,503.76Cr	
12 Dec	Magtape Credit Investecpb128215	1,000.00Cr	16,223,503.76Cr	
12 Dec	Magtape Credit Ndzm 254485	1,185.90Cr	16,224,689.66Cr	
12 Dec	Magtape Credit Investecpbndzm 30067499	1,355.88Cr	16,226,045.54Cr	
12 Dec	Magtape Credit Kwas39495 - G Kletz	1,817.35Cr	16,227,863.89Cr	
12 Dec	Magtape Credit Erf159 Himeville	1,850.00Cr	16,229,713.89Cr	
12 Dec	Magtape Credit ABSA Bank 68585 A A Snyman	1,925.64Cr	16,231,639.53Cr	
12 Dec	Magtape Credit Ndzm 30066821	2,000.00Cr	16,233,639.53Cr	
12 Dec	Magtape Credit Kwa 102785	2,844.70Cr	16,236,484.23Cr	
Closing Balance		7,855.73Cr	16,244,339.96Cr	

16,244,339.96Cr

Turnover for Statement Period

No. Credit Transactions 26	78,949.03Cr
No. Debit Transactions 12	42,723,384.11Dr

Please contact us within 30 days from your statement date, should you wish to query an entry on this statement (incl. card transactions done during this statement period, but not yet reflecting). Should we not hear from you, we will assume that you have received the statement and that it is correct.

For more information on your Pricing Option, please contact us or visit our website.

**For the latest Credit Rates on product, please go to fnb.co.za

First National Bank - a division of FirstRand Bank Limited. Registration Number 1929/001225/06. An Authorised Financial Services and Credit Provider (NCRCP20). On 21 November 2025, the Prime Lending Rate changed to 10.25%. This may impact the rate on any of your credit facilities.

Branch Number	Account Number	Date	DDA DB/YW/AV/ZZ/ZZ/RK/BB/5Q/WB/N	FN
887	62026224999	2025/12/12	PUBLIC SECTOR CHEQUE ACCOUNT	

Annexure D: Total Cost Savings Disclosure in the In-Year and Annual Report Cost

	Cost Containment In-Year Report Measures						
Measures	Budget	Amended	Q1	Q2	Q3	Q4	Savings
	R'000	R'000	R'000	R'000	R'000	R'000	R'000
Use of consultants	4 313 594,61	4 313 594,61	12 962,97	16 618,40		-	29 581,36
Vehicles used for political office -bearers	2 100 000,00	2 100 000,00	29 112,90	54 657,40	-	-	83 770,30
Travel and subsistence	334 896,15	334 896,15	-	58 345,71		-	58 345,71
Domestic accommodation	1 695 564,63	1 695 564,63	12 865,96	40 806,40		-	53 672,36
Sponsorships, events and catering	1 594 411,98	1 594 411,98	8 581,34	3 389,21		-	11 970,55
Communication	1 060 535,12	1 060 535,12	3 680,44	3 956,58		-	7 637,02
Other related expenditure items	1 407 372,29	1 407 372,29	8 374,99	3 992,68		-	12 367,67
Total	12 506 374,78	12 506 374,78	75 578,60	181 766,38	-	-	257 344,98

Cost Containment Annual Report				
Cost Containment Measures	Budget	Amended	Total Expenditure	Savings
	R'000	R'000	R'000	R'000
Use of consultants	4 313 594,61	4 313 594,61	4 284 013,24	29 581,36
Vehicles used for political office -bearers	2 100 000,00	2 100 000,00	2 016 229,70	83 770,30
Travel and subsistence	334 896,15	334 896,15	276 550,44	58 345,71
Domestic accommodation	1 695 564,63	1 695 564,63	1 641 892,27	53 672,36
Sponsorships, events and catering	1 594 411,98	1 594 411,98	1 582 441,43	11 970,55
Communication	1 060 535,12	1 060 535,12	1 052 898,10	7 637,02
Other expenditure items	1 407 372,29	1 407 372,29	1 395 004,62	12 367,67
Total	12 506 374,78	12 506 374,78	12 249 029,80	257 344,98

**REPORT ON MUNICIPAL STANDARD CHART OF ACCOUNTS FOR THE PERIOD
ENDED DECEMBER 2025**

AUTHOR	:	mSCOA Project Manager
Levels	:	1 st Level – mSCOA Committee
	:	2 ND Level- MANCO
	:	3 RD Level-FINCO
	:	4 TH Level-EXCO
	:	5 TH Level-Council

1. PURPOSE

To report the progress on mSCOA implementation to the committees and council

2. LEGAL REQUIREMENTS BACKGROUND

The minister of finance promulgated Government Gazette N. 37577, Municipal Regulations on standard Chart of Accounts (mSCOA), on 22 April 2014.

The objective of the regulations is to provide a national standard for uniform recording and classification of municipal budget and financial information at a transaction level by providing a standard chart of accounts. Enable uniform information set across the whole of government to better inform national policy coordination and reporting, benchmarking and performance measurements. In accordance with regulations all municipalities and municipal entities are required to be mSCOA compliance with effect from the by 01 July 2017.

Section 62(1) reads in conjunction with Section 63(2)(a) of the Municipal Financial Management Act, Act No. 56 of 2003 (MFMA) , task the accounting officer of the municipality, herewith referred to as the Municipal Manager (MM), with managing of the financial administration of the municipality as well as with maintaining a management, accounting and information system that accounts for the assets and liabilities. Therefore, the MM has the overall responsibility to manage the successful implementation of the MSCOA project within the municipality, to ensure compliance. However, the MM can, acting within the ambit of the law and prescripts, delegate some of the responsibilities.

Change Management

- On-going awareness to all Municipal officials to ensure that mSCOA is a Municipal wide reform and relates not only to the Budget and Treasury Office, but everyone, including Council and even External Stakeholders such as Service Providers.
- We have tried to ensure that the entire Municipality begins to appreciate and see the benefits of mSCOA since the start of the project.

Identification and nomination of the mSCOA Steering Committee Team

- Mr Wela has been appointed as the mSCOA Project Manager as the official who was the Project Manager has been appointed as the CFO.
- Signed appointment letters for all mSCOA Steering Committee members
- Appointment of system vendor to assist with implementation
- Terms of Reference for mSCOA Steering Committee were approved.
- The mSCOA Steering Committee Team consists of several officials from different departments and different units.

Functionality of the mSCOA Steering Committees

- Items on the agenda were covered as per the Treasury expectations,
 - increasing mSCOA awareness at the municipality,
 - Progress update.
- It was agreed that the ICT and mSCOA Steering Committee should sit on the same day as items discussed in these meetings are interrelated. `
- MSCOA remains a standing line item in all management meetings, portfolio committees and departmental meetings.
- It was also resolved that members from these committees should be allowed to send representatives from their departments/units if they would not be able to attend the meeting.

Milestones for the period ended 31 December 2025

The following are the milestones that have been achieved by the municipality:

- Registration of Budget staff and IDP staff on the SAMRAS Web for capturing of Budget and IDP
- Submission of 2025/26 MSCOA Budget to National Treasury LG Portal
- Submission of 2025/26 IDP to National Treasury LG Portal
- Review of MSCOA Implementation Plan
- SCM Web module implemented and working (procurement up to R 300 000).
- Establishment of mSCOA project steering committee and appointment of project implementation team.
- Appointment of Project Manager
- Appointment of system vendor to assist with implementation
- Capturing of budget to seven mSCOA segments using the latest version
- Registering on LG-portal in order to submit mSCOA budget & log queries
- Evaluating the current financial management system
- Approval of the TOR
- Submission of monthly, quarterly and annual reports directly extracted from the system in line with mSCOA prescripts
- Monthly meetings with SAMRAS to discuss progress on implementation of SCM Module.
- The municipality had a meeting with finance system service provider to discuss progress on implementation of outstanding modules and presentations with demos were done by the service provider.

- Asset Management Unit with SAMRAS has started the set-ups on the system for the implementation of the asset management module.
- ICT officials attended SAMRAS training for Administrators to reduce reliance on the service providers, be able to provide on-time administrative support and able to clear and prevent common errors on the system.

3. LABOUR IMPLICATIONS

There is no additional labour implication

4. FINANCIAL IMPLICATIONS

Budget provisions were made in the 2025/2026 financial year for the MSCOA project.

5. Challenges

- No challenges noted during the period.

7. RECOMMENDATIONS

That the report be noted by the committees and council

Monthly Salaries Report

1. Purpose

To inform the Executive Council of the salaries and wages expenditure for the month of December 2025 terms of Section 66 of the Municipal Finance Management Act Guidance

2. OVERVIEW OF DECEMBER 2025 SALARIES AND WAGES

2.1 Salaries and Wages for the month of December 2025

DESCRIPTION	ORIGINAL BUDGET	MONTHLY BUDGET	MONTH ACTUAL	YTD ACTUAL	MONTHLY % SPENT	YTD % SPEND
SALARIES	73,413,253.00	6,117,771.08	R 5,337,998.50	R 33,055,338.08	87%	45%
EPWP	4,942,900.00	411,908.33	R 313,644.71	R 1,690,374.88	76%	34%
LONG SERVICE AWARD	842,000.00	70,166.67	R 8,281.90	R 308,553.95	12%	37%
TRAVEL ALLOWANCES	1,174,230.00	97,852.50	R 46,401.47	R 278,408.82	47%	24%
LEAVE PAY	1,124,118.00	93,676.50	R 9,027.74	R 184,752.01	10%	16%
OVERTIME	2,776,242.00	231,353.50	R 43,886.67	R 869,042.94	19%	31%
PENSION FUND CONTRIBUTION	10,867,436.00	905,619.67	R 806,219.32	R 5,005,865.79	89%	46%
BONUS	4,695,362.00	391,280.17	R 4,697,033.18	R 4,795,450.87	1200%	102%
HOUSING SUBSIDY	965,120.00	80,426.67	R 19,665.72	R 117,994.32	24%	12%
SUBSISTANCE AND TRAVEL	850,380.00	70,865.00	R 13,290.17	R 261,550.44	19%	31%
COUNCILLOR'S SALARY ALLOWANCE	10,861,094.00	905,091.17	R 795,059.04	R 5,148,118.56	88%	47%
COUNCILLOR'S TRAVEL ALLOWANCE	948,882.00	79,073.50	R 66,249.78	R 397,498.68	84%	42%
COUNCILLOR'S CELL PHONE ALLOWANCE	1,423,631.00	118,635.92	R 109,993.00	R 643,187.00	93%	45%
COUNCILLOR'S PENSION	1,265,139.00	105,428.25	R 105,612.49	R 642,346.63	100%	51%
UIF	2,380,747.00	198,395.58	R 46,193.85	R 264,118.08	23%	11%
SDL	1,036,141.00	86,345.08	R 111,723.15	R 454,637.27	129%	44%
MEDICAL AID CONTRIBUTION	4,430,362.00	369,196.83	R 345,159.84	R 2,062,745.30	93%	47%
BARGAIN COUNCIL LEVIES	78,659.00	6,554.92	R 2,861.40	R 17,508.40	44%	22%
TOTAL	124,075,696.00	10,339,641.33	R 12,878,301.93	56,197,492.02	125%	45%

Prepared By: 


Reviewed By: 

Payroll Reconciliation for July December 2025

Vote Number	Description	Payroll Module	General Ledger	Variance	Journal Processed
	Employee Salary	32 466 883	32 466 883	R 0.00	
	Sitting Allowance	R 4 242.90	4 242.90	R 0.00	
	Standby	584212.18	584212.18	R 0.00	
	EPWP Stipend	R 1 690 374.88	R 1 690 374.88	R 0.00	
	Overtime	R 869 042.94	869042.94	R 0.00	
	Leave Paid	R 184 752.01	184 752.01	R 0.00	
	Annual Bonus	R 4 795 450.87	4795450.87	R 0.00	
	Long Service Bonus	R 308 553.95	R 308 553.95	R 0.00	
	Substance And Travel	R 261 550.44	R 261 550.44	R 0.00	
	Travel Allowance Section 57	R 278 408.82	278 408.82	R 0.00	
	Housing Allowance	R 117 994.32	R 117 994.32	R 0.00	
	Bargaining Council levies	R 17 508.40	17 508.40	R 0.00	
	UIF	R 264 118.08	R 264 118.08	R 0.00	
	Skills Levy	R 454 637.27	R 454 637.27	R 0.00	
	Provident Pension Fund	R 5 005 865.79	R 5 005 865.79	R 0.00	
	Medical Aid	2 062 745.30	2 062 745.30	R 0.00	
	Remuneration for Councillors				
	Council Allowance	R 5 148 118.56	R 5 148 118.56	R 0.00	
	Travel Allowance Cllrs	R 397 498.68	R 397 498.68	R 0.00	
	Cellphone Allowance	R 643 187.00	R 643 187.00	R 0.00	
	Pension Cllrs	R 642 346.63	R 642 346.63	R 0.00	
		R 56 197 492.45	R 56 197 492.45	R 0.00	
Difference			-		

Prepared by

Verified by



Verified by

Disclosures Concerning Councillors, Directors and Senior Officials 2025/2026

July December

[illegible]

PREPARED BY

REVIEWED BY:

[illegible]

PREPARED BY SA

REVIEWED BY ~~1~~ ~~2~~ ~~3~~ ~~4~~ ~~5~~ ~~6~~ ~~7~~ ~~8~~ ~~9~~ ~~10~~ ~~11~~ ~~12~~ ~~13~~ ~~14~~ ~~15~~ ~~16~~ ~~17~~ ~~18~~ ~~19~~ ~~20~~ ~~21~~ ~~22~~ ~~23~~ ~~24~~ ~~25~~ ~~26~~ ~~27~~ ~~28~~ ~~29~~ ~~30~~ ~~31~~ ~~32~~ ~~33~~ ~~34~~ ~~35~~ ~~36~~ ~~37~~ ~~38~~ ~~39~~ ~~40~~ ~~41~~ ~~42~~ ~~43~~ ~~44~~ ~~45~~ ~~46~~ ~~47~~ ~~48~~ ~~49~~ ~~50~~ ~~51~~ ~~52~~ ~~53~~ ~~54~~ ~~55~~ ~~56~~ ~~57~~ ~~58~~ ~~59~~ ~~60~~ ~~61~~ ~~62~~ ~~63~~ ~~64~~ ~~65~~ ~~66~~ ~~67~~ ~~68~~ ~~69~~ ~~70~~ ~~71~~ ~~72~~ ~~73~~ ~~74~~ ~~75~~ ~~76~~ ~~77~~ ~~78~~ ~~79~~ ~~80~~ ~~81~~ ~~82~~ ~~83~~ ~~84~~ ~~85~~ ~~86~~ ~~87~~ ~~88~~ ~~89~~ ~~90~~ ~~91~~ ~~92~~ ~~93~~ ~~94~~ ~~95~~ ~~96~~ ~~97~~ ~~98~~ ~~99~~ ~~100~~ ~~101~~ ~~102~~ ~~103~~ ~~104~~ ~~105~~ ~~106~~ ~~107~~ ~~108~~ ~~109~~ ~~110~~ ~~111~~ ~~112~~ ~~113~~ ~~114~~ ~~115~~ ~~116~~ ~~117~~ ~~118~~ ~~119~~ ~~120~~ ~~121~~ ~~122~~ ~~123~~ ~~124~~ ~~125~~ ~~126~~ ~~127~~ ~~128~~ ~~129~~ ~~130~~ ~~131~~ ~~132~~ ~~133~~ ~~134~~ ~~135~~ ~~136~~ ~~137~~ ~~138~~ ~~139~~ ~~140~~ ~~141~~ ~~142~~ ~~143~~ ~~144~~ ~~145~~ ~~146~~ ~~147~~ ~~148~~ ~~149~~ ~~150~~ ~~151~~ ~~152~~ ~~153~~ ~~154~~ ~~155~~ ~~156~~ ~~157~~ ~~158~~ ~~159~~ ~~160~~ ~~161~~ ~~162~~ ~~163~~ ~~164~~ ~~165~~ ~~166~~ ~~167~~ ~~168~~ ~~169~~ ~~170~~ ~~171~~ ~~172~~ ~~173~~ ~~174~~ ~~175~~ ~~176~~ ~~177~~ ~~178~~ ~~179~~ ~~180~~ ~~181~~ ~~182~~ ~~183~~ ~~184~~ ~~185~~ ~~186~~ ~~187~~ ~~188~~ ~~189~~ ~~190~~ ~~191~~ ~~192~~ ~~193~~ ~~194~~ ~~195~~ ~~196~~ ~~197~~ ~~198~~ ~~199~~ ~~200~~ ~~201~~ ~~202~~ ~~203~~ ~~204~~ ~~205~~ ~~206~~ ~~207~~ ~~208~~ ~~209~~ ~~210~~ ~~211~~ ~~212~~ ~~213~~ ~~214~~ ~~215~~ ~~216~~ ~~217~~ ~~218~~ ~~219~~ ~~220~~ ~~221~~ ~~222~~ ~~223~~ ~~224~~ ~~225~~ ~~226~~ ~~227~~ ~~228~~ ~~229~~ ~~230~~ ~~231~~ ~~232~~ ~~233~~ ~~234~~ ~~235~~ ~~236~~ ~~237~~ ~~238~~ ~~239~~ ~~240~~ ~~241~~ ~~242~~ ~~243~~ ~~244~~ ~~245~~ ~~246~~ ~~247~~ ~~248~~ ~~249~~ ~~250~~ ~~251~~ ~~252~~ ~~253~~ ~~254~~ ~~255~~ ~~256~~ ~~257~~ ~~258~~ ~~259~~ ~~260~~ ~~261~~ ~~262~~ ~~263~~ ~~264~~ ~~265~~ ~~266~~ ~~267~~ ~~268~~ ~~269~~ ~~270~~ ~~271~~ ~~272~~ ~~273~~ ~~274~~ ~~275~~ ~~276~~ ~~277~~ ~~278~~ ~~279~~ ~~280~~ ~~281~~ ~~282~~ ~~283~~ ~~284~~ ~~285~~ ~~286~~ ~~287~~ ~~288~~ ~~289~~ ~~290~~ ~~291~~ ~~292~~ ~~293~~ ~~294~~ ~~295~~ ~~296~~ ~~297~~ ~~298~~ ~~299~~ ~~300~~ ~~301~~ ~~302~~ ~~303~~ ~~304~~ ~~305~~ ~~306~~ ~~307~~ ~~308~~ ~~309~~ ~~310~~ ~~311~~ ~~312~~ ~~313~~ ~~314~~ ~~315~~ ~~316~~ ~~317~~ ~~318~~ ~~319~~ ~~320~~ ~~321~~ ~~322~~ ~~323~~ ~~324~~ ~~325~~ ~~326~~ ~~327~~ ~~328~~ ~~329~~ ~~330~~ ~~331~~ ~~332~~ ~~333~~ ~~334~~ ~~335~~ ~~336~~ ~~337~~ ~~338~~ ~~339~~ ~~340~~ ~~341~~ ~~342~~ ~~343~~ ~~344~~ ~~345~~ ~~346~~ ~~347~~ ~~348~~ ~~349~~ ~~350~~ ~~351~~ ~~352~~ ~~353~~ ~~354~~ ~~355~~ ~~356~~ ~~357~~ ~~358~~ ~~359~~ ~~360~~ ~~361~~ ~~362~~ ~~363~~ ~~364~~ ~~365~~ ~~366~~ ~~367~~ ~~368~~ ~~369~~ ~~370~~ ~~371~~ ~~372~~ ~~373~~ ~~374~~ ~~375~~ ~~376~~ ~~377~~ ~~378~~ ~~379~~ ~~380~~ ~~381~~ ~~382~~ ~~383~~ ~~384~~ ~~385~~ ~~386~~ ~~387~~ ~~388~~ ~~389~~ ~~390~~ ~~391~~ ~~392~~ ~~393~~ ~~394~~ ~~395~~ ~~396~~ ~~397~~ ~~398~~ ~~399~~ ~~400~~ ~~401~~ ~~402~~ ~~403~~ ~~404~~ ~~405~~ ~~406~~ ~~407~~ ~~408~~ ~~409~~ ~~410~~ ~~411~~ ~~412~~ ~~413~~ ~~414~~ ~~415~~ ~~416~~ ~~417~~ ~~418~~ ~~419~~ ~~420~~ ~~421~~ ~~422~~ ~~423~~ ~~424~~ ~~425~~ ~~426~~ ~~427~~ ~~428~~ ~~429~~ ~~430~~ ~~431~~ ~~432~~ ~~433~~ ~~434~~ ~~435~~ ~~436~~ ~~437~~ ~~438~~ ~~439~~ ~~440~~ ~~441~~ ~~442~~ ~~443~~ ~~444~~ ~~445~~ ~~446~~ ~~447~~ ~~448~~ ~~449~~ ~~450~~ ~~451~~ ~~452~~ ~~453~~ ~~454~~ ~~455~~ ~~456~~ ~~457~~ ~~458~~ ~~459~~ ~~460~~ ~~461~~ ~~462~~ ~~463~~ ~~464~~ ~~465~~ ~~466~~ ~~467~~



A Better Place for All

Expenditure Management Report

Second Quarter December 2025

EXPENDITURE MANAGEMENT REPORT FOR THE PERIOD OF DECEMBER 2025

AUTHOR : Chief Financial Officer(MP)

Levels : 1st Level –MANCO
 : 2NDLevel- Committee
 : 3RD Level-Exco
 : 4th Level-Council

2. PURPOSE

To report to the committee on the payments made during the month of December 2025

3. LEGAL REQUIREMENTS

- MFMA Act NO .56 of 2003

4. BACKGROUND AND REASONING

The accounting officer of a municipality is responsible for the management of the expenditure of the municipality. The accounting officer must take all reasonable steps to ensure that the municipality has and maintains an effective system of expenditure control, including procedures for approval, authorisation, withdrawal and payments of funds

The accounting officer must also make sure that the municipality has and maintains a system of internal control in respect of creditors and payments, that payments by the municipality are made directly to the person to whom it is due unless agreed otherwise for reasons as may be prescribed, and that all money owing by the municipality be paid within 30 days of receiving the relevant invoice or statement, unless prescribed otherwise for certain categories of expenditure.

5. FINANCIAL IMPLICATIONS

No financial implications

6. STAFF IMPLICATIONS

No staff implications

7. Annexures

- Payment listing DR Nkosazana Dlamini Zuma Municipality
- Top ten creditors
- Free basic electricity

8. RECOMMENDATIONS

That this report noted by the committee

LIST OF PAYMENTS MADE IN THE MONTH OF DECEMBER		DR NKOSAZANA DLAMINI ZUMA LOCAL MUNICIPALITY				
NO	SUPPLIER NAME	DESCRIPTION	AMOUNT	DATE OF INVOICE	PAYMENT DATE	COMPLIANCE
1	Shardesh Sewlal	Glenmaize hall ward 14 certificate 4	72,254.56	19/11/2025	1/12/2025	Yes
2	Zashuke Homeboys	Payment of R2000 per artist that performed during 1st Round IDP Roadshows	2,000.00	17/11/2025	1/12/2025	Yes
3	Bg Mazongolo Construction	Phosane Community hall certificate 4	924,782.01	19/11/2025	1/12/2025	Yes
4	Amatshitshi Amahle	Payment of R2000 per artist that performed during 1st Round IDP Roadshows	2,000.00	17/11/2025	1/12/2025	Yes
5	Uthuli Lwezicwe	Artist that performed during the 1st round IDP Roadshows	2,000.00	17/11/2025	2/12/2025	Yes
6	Mathutha Trading	Supply and delivery of disaster management relief (plastic sheets,blankets,sponges)	24,150.00	21/11/2025	2/12/2025	Yes
7	ML Industries	Review of the Municipal Spatial Development Framework for the Dr. Nkosazana Dlamini Zuma Local Municipality-Phase 4 spatial proposals	165,000.00	20/11/2025	2/12/2025	Yes
8	Duma Nkosinathi	Voucher prizes (Achievements & awards) for the top five athletes from ndz municipality who performed very well during 2025 comrades Marathon	5,000.00	17/11/2025	3/12/2025	Yes
9	MA Xaba	Tyre repairs of 3 Municipal Vehicles	560.00	12/11/2025	3/12/2025	Yes
10	Ubuhle besu Projects	Tars valley housing projects (planning) certificate 4	285,610.00	11/11/2025	3/12/2025	Yes
11	Sombizi Holdings	Request to place an advert in the National, Provincial Newspaper for a senior manager and publication of the Valuation roll project on the local newspaper.	149,282.12	20/11/2025	3/12/2025	Yes
12	Risenathi Trading	Request for wireless headsets with noise SA Radebe,N Thusini and 3 Committee Officers	7,800.00	20/11/2025	3/12/2025	Yes
13	Amagqisha	Artist that performed during the 1st round IDP Roadshows	2,000.00	17/11/2025	3/12/2025	Yes
14	Sosibo Mbongeni	Voucher prizes (Achievements & awards) for the top five athletes from ndz municipality who performed very well during 2025 comrades Marathon	5,000.00	17/11/2025	3/12/2025	Yes
15	Mthembu Bongmusa	Voucher prizes (Achievements & awards) for the top five athletes from ndz municipality who performed very well during 2025 comrades Marathon	5,000.00	17/11/2025	3/12/2025	Yes
16	Shardesh Sewlal	Design, oversee & manage Ekupholeni creche certificate 4	34,907.99	10/11/2025	3/12/2025	Yes
17	Ithemba Lomama	Artist that performed during the 1st round IDP Roadshows	2,000.00	17/11/2025	3/12/2025	Yes
18	Speedy Locksmith	Change of strong room key at Himeville office(Finance cashie & Licencing)	7,909.70	20/11/2025	3/12/2025	Yes
19	Ntshengula Trading	Supply of gift vouchers for back to school	83,914.60	21/11/2025	3/12/2025	Yes
20	Fleetside Trading	Requisition for the provision petrol for the traffic unit trailer.	1,586.24	12/11/2025	3/12/2025	Yes
21	Baithupi Executive	Accomodation for Thusini,Mazibuko,Gwala,Dlamini and Mchunu	18,355.00	20/11/2025	3/12/2025	Yes
22	Real Travel	Accommodation for Mr Dlamini, CLLR Hadebe K, Phungula S and Xaba S	14,715.00	20/11/2025	3/12/2025	Yes
23	Mncaphayi Holding	Cater for SOD turning of jacksen street causway bridge ward10	22,200.00	20/11/2025	3/12/2025	Yes

24	MHRB Trading	Collection for October 2025, collected at 12% commission	32,587.64	12/11/2025	3/12/2025	Yes
25	Ukwazi Home Development	Renewal of gravel access roads certificate 1, ward 5,6 and 14 for a period of 30 days.	1,424,850.00	7/11/2025	4/12/2025	Yes
26	Zamani Isigenkle	Artist that performed during the 1st round IDP Roadshows	2,000.00	17/11/2025	4/12/2025	Yes
27	Ngcobo Velani	Voucher prizes (Achievements & awards) for the top five athletes from ndz municipality who performed very well during 2025 comrades Marathon	5,000.00	17/11/2025	4/12/2025	Yes
28	Mdlangathi SZ	Voucher prizes (Achievements & awards) for the top five athletes from ndz municipality who performed very well during 2025 comrades Marathon	5,000.00	17/11/2025	4/12/2025	Yes
29	Kwazulu Natal	Reversal of motor transport funds paid to Municipality bank account on the 22 October 2025	106.80	3/12/2025	4/12/2025	Yes
30	Dlamini B	Request for a payment refund to Mr B Dlamini (Senior Foreman) with employment no: 33 for his PDP renewal	700.00	12/11/2025	4/12/2025	Yes
31	Baithaupi Executive Travel Agency CC	Accommodation for Xaba S, Dlamini S, Nzimande B, Mayor Msomi PS, Shabalala T, Thusini N, Mazibuko J, Gwala S and Mchunu GK.	14,957.25	20/11/2025	4/12/2025	Yes
32	VE Dlamini	Audit and performance audit committee meeting preparation and audit and performance audit committee meeting-24 Novemehr 2025,risk management preparation and meeting 19 November 2025	16,390.00	3/12/2025	5/12/2025	Yes
33	Ndu B Trading	Cater for SOD turning of Ndlangisa Pedestrian Bridge in ward 5 on the 08 November 2025	13,500.00	21/11/2025	5/12/2025	Yes
34	Masakhekulunge Projects	Design, oversee & manage Half MYRight Pedestrian Bridge certificate 1	162,623.04	20/11/2025	5/12/2025	Yes
35	Izwelonke Electrical	Supply, installation and delivery of one Horizontal baling machine for PWBS and they have cession with akura	260,025.00	17/11/2025	5/12/2025	Yes
36	Shardesh Sewlal	Design, oversee & manage Jackson Street Causeway certificate 2	303,951.35	20/11/2025	5/12/2025	Yes
37	Akura	Supply, installation and delivery of one Horizontal baling machine for PWBS	221,975.00	17/11/2025	5/12/2025	Yes
38	Masakhekulunge Projects	Design, oversee & manage Ntwasahlobo Pedestrian Bridge certificate 1	289,572.37	20/11/2025	5/12/2025	Yes
39	Baithaupi Executive Travel Agency CC	Accommodation for Nkandi B, Zuma L and Chiya M	10,440.00	20/11/2025	9/12/2025	Yes
40	Nombali Molefe	refund for hall hire	1,000.00	24/11/2025	9/12/2025	Yes
41	Puff Emergency Services	Maintenance of 68 and himeville office certificate 3	247,560.50	10/11/2025	9/12/2025	Yes
42	Bg Mazongolo Construction	Ekupholeni creche certificate 3	386,170.00	3/12/2025	9/12/2025	Yes
43	Magubane Plant Hire	Himeville Township Asphalts p1 retention pd certificate 7	495,294.65	17/12/2025	9/12/2025	Yes
44	Magubane Plant Hire	Himeville Township Asphalts p1 retention pd certificate 8	247,647.33	17/12/2025	9/12/2025	Yes
45	Bg Mazongolo Construction	phosane Community hall certificate 5	608,865.20	3/12/2025	9/12/2025	Yes
46	Cab Holdings	Postage to mailing services actual postage October 2025 statements and processing to printing services.	39,623.83	1/12/2025	10/12/2025	Yes
47	Ukwazi Home Development	Repairs and maintenance of Gravel access roads certificate 1 in ward 4, 6, 10 and 15	1,938,900.00	21/11/2025	10/12/2025	Yes
48	SL Debt Recovery	Debt recovery services period: November 2025	3,912.65	5/12/2025	10/12/2025	Yes



49	Keybullet Trading	Cater for Harry Gwala District public participation forum meeting at Bulwer emergency center	5,000.00	20/11/2025	10/12/2025	Yes
50	Ndumiso Ngcobo	Travel for Ngcobo attending arbitration between ndz and Mr N Dlamini from Himeville SAPS to Durban using Toyota Hilux single cab 2.5 diesel	2,289.85	5/12/2025	10/12/2025	Yes
51	Mobile Telephones	Celiphones for May, June, August, September and October 2025	1,265,198.72	20/11/2025	10/12/2025	Yes
52	Underberg and Himeville Taxi Association	Transported by 1x22 seater taxi from ward 4 and ward 6 to Ixopo attended disability games on 13 November 2025 and return them on the same day.	6,200.00	20/12/2025	10/12/2025	Yes
53	Bulwer & Donnybrook Taxi Association	One 22 seater midi bus transported uBimbi Lwamabulho Programme to Umsunduzi Municipality on the 15 November 2025	6,000.00	3/12/2025	10/12/2025	Yes
54	Zulu S	Request for a payment refund to Zulu S with employment no: 33 for his PDP	660.00	12/11/2025	10/12/2025	Yes
55	FMA Engineers	Ndlangisa Pedestrian bridge certificate 4	111,085.79	21/11/2025	10/12/2025	Yes
56	Sinohydro Construction	Environmental Consultants to external Audit Creighton Disposal site and Himeville transfer station certificate 2	127,995.00	18/11/2025	10/12/2025	Yes
57	Fleetside Trading	Requisition for the provision of petrol for fire emergency services.	1,650.00	15/12/2025	10/12/2025	Yes
58	Baithaupi Executive Travel Agency CC	Accommodation for Mchunu GK, Mr. Vezzi NC, Thusini N and Chiliza S.	25,453.52	20/11/2025	10/12/2025	Yes
59	Earlworks	Provision of telephone for a period of 3 years	52,947.50	3/12/2025	10/12/2025	Yes
60	MHRB Trading	Collection for November 2025 @ 12% commission	5,487.17	5/12/2025	10/12/2025	Yes
61	TM and Z Trading	Cater for SMMES & Co operatives profiling project	4,190.00	3/12/2025	10/12/2025	Yes
62	Baithaupi Executive Travel Agency CC	Accommodation for Mr. Vezzi NC and Ndz officials.	31,550.00	20/11/2025	10/12/2025	Yes
63	Real Travel.	Conference for 7 BC Members	16,950.00	8/12/2025	10/12/2025	Yes
64	Inkathazo Group	Hire 2 vip toilets for 16 days of activism	5,800.00	3/12/2025	10/12/2025	Yes
65	Konika Minolta	Supply & maintenance of printing/photocopying machines for a period of 3 years-November invoices.	63,238.87	3/12/2025	10/12/2025	Yes
66	Ukwazi Home Development	TLB hired for demolishing illegal structures on the municipal land	33,925.00	12/11/2025	10/12/2025	Yes
67	Mhlongo Security	Provision of Security Services for a period of 3 years December invoices.	1,996,581.31	8/12/2025	10/12/2025	Yes
68	SL Debt Recovery	Debt recovery services for October 2025 and correction amount RJC GRAIG August 2025	44,317.64	27/11/2025	10/12/2025	Yes
69	Cost Effective	Cater for operation MBO at Sinegugu primary school	7,417.50	3/12/2025	10/12/2025	Yes
70	Nogandayi	Cater for disability day at Junction hall	28,999.80	2/12/2025	10/12/2025	Yes
71	Sakokuhle Suppliers	Procurement of chemicals	28,000.00	3/12/2025	10/12/2025	Yes
72	Phekula Trading	Sound system with generator hired for disability day at Junction hall	5,000.00	2/12/2025	10/12/2025	Yes
73	BPG Mass Appraisal	Appeal board meetings (vab) 37 reference BTO-B042/20/21	61,716.00	5/12/2025	10/12/2025	Yes
74	V Sibiya	APAC Meeting -quarterly meeting, preparation time and sitting allowance-24 November 2025	10,877.50	3/12/2025	10/12/2025	Yes
75	Enviroserv	Removal of waste from Himeville transfer station certificate 24	218,115.65	4/12/2025	10/12/2025	Yes

76	Ashley Gonzalves	Council meeting on the 10 October 2025 and Audit committee meeting on the 24 November 2025	16,390.00	3/12/2025	10/12/2025	Yes
77	Mathutha Trading	Supply and delivery of stationery	89,700.00	4/12/2025	10/12/2025	Yes
78	Baithaupi Executive Travel Agency CC	Accommodation for Chiliza S, Mkhize S, Mr Vezi NC, Mazibuko J and Majola T.	13,360.00	21/11/2025	10/12/2025	Yes
79	Sovanisa Project	Cater for SDF engagement session with COGTA	4,348.00	20/11/2025	10/12/2025	Yes

80	Amajulu Trading	Procurement of gifts packs for disability day at Junction	27,640.00	2/12/2025	10/12/2025	Yes
81	Chartered Institute of Government Finance	LC Molo membership 2025/26	1,280.00	3/12/2025	10/12/2025	Yes
82	Ukwazi Home Development	Renewal of Gravel access roads certificate 2 ward 5, 8 and 14	712,425.00	21/11/2025	10/12/2025	Yes
83	Simiso Ngidi	Audit and performance audit committee -sitting allowance and preparation allowance on 24 November 2025 REQUEST FOR PUBLICATION OF DEBTORS STATEMENT, ACTUARIAL VALUATION ON AND OTHER PROJECT IN A LOCAL NEWSPAPER.	9,732.50	3/12/2025	10/12/2025	Yes
84	Sombizi Holdings	Accommodation for Ndiz BTO delegates, 6 FMG intern and Mchunu GK.	24,576.01	9/12/2025	10/12/2025	Yes
85	Baithaupi Executive Travel Agency CC		16,455.00	21/11/2025	10/12/2025	Yes
86	Nlathakusa Admi	Cater for ward committee meeting held at Bulwer Town Hall	22,900.00	3/12/2025	10/12/2025	Yes
87	Baithaupi Executive Travel Agency CC	Accommodation for 6 Ndiz officials who attended Valuation appeal board hearing.	24,120.00	8/12/2025	11/12/2025	Yes
88	Bidvest Mccarthy	Procurement of two vehicles Mayor and Deputy Mayor	1,345,342.60	10/12/2025	12/12/2025	Yes
89	Baithaupi Executive Travel Agency CC	Accommodation for Msomi PS, Nzimande B, Sithole M, Dlamini M, Masuku M, Majola K and Ngubane S.	24,455.00	3/12/2025	12/12/2025	Yes
90	Real Travel	Accommodation for Ngcobo M, Mkhize N, Mr Taylor, Mbele K, Ndelu L, Basi N and flights for Mlotshwa T and Miya N	64,344.10	20/11/2025	12/12/2025	Yes
91	Luyamkelwa Construction	Cater for Samras web training at disaster centre	1,500.00	10/12/2025	12/12/2025	Yes
92	Majiki Construction	Glenmaize hall certificate 7 surety paid	509,938.75	3/12/2025	12/12/2025	Yes
93	Majiki Construction	Glenmaize hall certificate 6	75,177.80	3/12/2025	12/12/2025	Yes
94	Majiki Construction	Glenmaize hall certificate 8 retention paid	254,969.38	3/12/2025	12/12/2025	Yes
95	Sibgem Partners	Creighton Library certificate 8 retention paid	216,694.50	8/12/2025	12/12/2025	Yes
96	FMA Engineers	Bulwer town upgrade p2(informal trading) certificate4	228,954.94	24/11/2025	12/12/2025	Yes
97	Remaue Office Furniture	request for a new chair for Mr NC Vazi	15,525.00	8/12/2025	15/12/2025	Yes
98	Aumsoft Technology	Laptop for business licence officer Request for a laptop & backpack for public participation intern.	113,172.42	11/12/2025	15/12/2025	Yes
99	Mathutha Trading		29,900.00	10/12/2025	15/12/2025	Yes
100	Baithaupi Executive Travel Agency CC	Accommodation for Memela X	4,910.00	20/11/2025	15/12/2025	Yes
101	Auditor General	External Audit fees for Nicole Meas, Shoba Nosihle, Kekeleto Molefe, Fanelesibonge Molefe, Simo Mpunguso, Ravindra Lutchman, Manelisi Njisane, Mzikayifani Buthelezi and Khaalid Isaacs	1,704,231.65	12/12/2025	17/12/2025	Yes
102	TPA Consulting	Gobogobho Pedestrian Bridge certificate 2 7.4 Updating of valuation roll December 2025 and GIS	134,740.51	10/12/2025	17/12/2025	Yes
103	BPG Mass Appraisal	Cadastral layer-December 2025 Honey sucking services ,Donnybrook public toilets,Bulwer community hall & Library ,Bulwer CSC,Bulwer taxi rank,Jabulani Hall ,Himeville Office,Himeville Licensing ,Himeville Animal pound and underberg taxi rank Environmental consultants to external audit Creighton disposal site and Himeville transfer station certificate 3	6,024.85	12/12/2025	17/12/2025	Yes
104	Shemuntu and Sons		115,388.00	3/12/2025	17/12/2025	Yes
105	Sinohydro Construction		50,010.74	8/12/2025	17/12/2025	Yes

106	Fleetside Trading	Requisition for the provision of petrol for Himeville parks and open space, Underberg cemeteries and Himeville cemeteries 90 litres	5,940.00	11/12/2025	17/12/2025	Yes
107	The Perks Family	Rent and levy for December 2025	7,905.20	12/12/2025	17/12/2025	Yes
108	Anaphikankani	Payment of artist for their performance during the DR. NDZ Zonal Cultural competition	2,000.00	17/11/2025	17/12/2025	Yes
109	Shardesh Sewlal	Construction of Glenmaize hall ward 14 certificate 5	18,064.79	10/12/2025	19/12/2025	Yes
110	Bulwer & Donnybrook Taxi Association	One 15 seater mini bus transported community members who attended 16 days activism at Charles Community hall on 28 November 2025 and returned them on the same day.	16,000.00	15/12/2025	19/12/2025	Yes
111	Fleetside Trading	Requisition for the provision of petrol for fire fighter unit 75 ML	1,650.00	2/12/2025	19/12/2025	Yes
112	Bathaupt Executive Travel Agency CC	Accommodation for Majola T	2,176.00	15/12/2025	19/12/2025	Yes
113	Sawuti Trading	Construction of OSS House certificate 3	11,875.00	11/12/2025	19/12/2025	Yes
114	Puff Emergency Services	Concrete surfacing of underberg rd p4 certificate 8 retention	201,413.04	10/12/2025	19/12/2025	Yes
115	Ukwazi Home Development	Bulwer town upgrade p2(informal trading) certificate2	668,308.49	10/12/2025	19/12/2025	Yes
116	Zamindlela Maduna	Cater for athletes at sani pass stagger marathan 08 November 2025	29,900.00	3/12/2025	19/12/2025	Yes
117	Mobile Telephones	Provision of internet services for a period of 3 years- November invoice.	78,764.18	3/12/2025	19/12/2025	Yes
118	Mark Povall	Preparation, meeting attended and draft of R.OD for Kwasawoti/Ngcobo's farm housing application.	1,761.00	15/12/2025	19/12/2025	Yes
119	Celsius Farenhet Engineering	Matolia hall certificate 12 retention paid	274,079.21	17/12/2025	19/12/2025	Yes
120	Puff Emergency Services	Maintenance of 68 and himeville office certificate 4 reten paid	46,604.04	17/12/2025	19/12/2025	Yes
121	Manitk IT Solutions	Hosting of emails & website (1 September 2025 to 31 December 2025) Hosting of ndz.gov.za domain (1 September 2025 to 31 December 2025) and support for heldesk system	109,020.00	17/12/2025	19/12/2025	Yes
122	BAV Consulting	Develop design for proposed Bulwer landfill certificate 3	171,303.25	17/12/2025	19/12/2025	Yes
123	Bulwer & Donnybrook Taxi Association	One 22 seater midi bus, one 22 seater and three 15 seater transported community members who attended disability day at Junction community hall on 20 November 2025. One 22 seater midi bus (from Nkwezela and Shalisi) , one 22 seater (from Macabazini hall) and three 15 seater (from Bhidla, Mangophozo)	14,000.00	15/12/2025	19/12/2025	Yes
124	Sinocedo Trading	Certificates and frames for waroom awards Catering for 200 people who attended Umkhosi	30,000.00	15/12/2025	19/12/2025	Yes
125	Namhla Sophia	Wokukhumbula Inkosi yakwa Duma on the 28 October 2025 Kwathunzi at 10am	5,225.00	21/11/2025	19/12/2025	Yes
126	Keybullet Trading	Cater for officials attending the programme to render services at Sonyongwana hall	9,999.00	15/12/2025	19/12/2025	Yes
127	Sombizi Holdings	Request to place an advertisement for the following positions on one newspaper.	33,815.11	15/12/2025	19/12/2025	Yes
128	Sawuti Trading	Installation and partitioning of dryhall	43,774.00	10/12/2025	19/12/2025	Yes
129	Real Travel	Flights for Mncwabe B and Miya N	13,309.78	20/11/2025	19/12/2025	Yes
130	Shibhika Trading	Supply and delivery of nylon	21,300.00	10/12/2025	19/12/2025	Yes

131	TM and Z Trading	Cater for 16 days of activism	25,500.00	15/12/2025	19/12/2025	Yes
132	Lungelo Dlamini	Casual workers to assist in preparation of kilmon horse racing harry gwala summer cup	4,070.00	17/12/2025	19/12/2025	Yes
133	Mkhombiseni Mnguni	Casual workers to assist in preparation of kilmon horse racing harry gwala summer cup	4,070.00	17/12/2025	19/12/2025	Yes
134	Nkululeko Ndlangisa	Casual workers to assist in preparation of kilmon horse racing harry gwala summer cup	4,070.00	17/12/2025	19/12/2025	Yes
135	Banele Construction	Supply and delivery of Salga Games apparel on the 8th December 2025, 42 Tracksuits, 42 Shorts, 42 Sportbags, 42 Backpacks, 42 Golf -shirts and 42 Cricket hats.	85,008.00	18/12/2025	19/12/2025	Yes
136	Ncinza Trading	Cater for Exco meeting	7,008.00	15/12/2025	19/12/2025	Yes
137	Gabade Dlamini	Casual workers to assist in preparation of kilmon horse racing harry gwala summer cup	4,070.00	17/12/2025	19/12/2025	Yes
138	Qinisile Mnguni	Casual workers to assist in preparation of kilmon horse racing harry gwala summer cup	4,070.00	17/12/2025	19/12/2025	Yes
139	Mzokharayayo Mnguni	Casual workers to assist in preparation of kilmon horse racing harry gwala summer cup	3,885.00	17/12/2025	19/12/2025	Yes
140	Mathutha Trading	Service and refill fire extinguishers	94,645.00	15/12/2025	19/12/2025	Yes
141	Baithaupi Executive Travel Agency CC	Accommodation for Zuma L, Mbanjwa W, Nzimande B, Zondi S and Mayor Msomi PS.	14,775.00	15/12/2025	19/12/2025	Yes
142	Ntathakusa Admin Solutions	Cater for Local Tourism forum meeting	4,175.00	12/12/2025	19/12/2025	Yes
143	Real Travel	Accommodation for Majola T	7,780.00	15/12/2025	19/12/2025	Yes
144	Inqubekelo	Food parcel for OSS House handover	2,635.00	3/12/2025	19/12/2025	Yes
145	Nomzamo Mnguni	Casual workers to assist in preparation of kilmon horse racing harry gwala summer cup	4,070.00	17/12/2025	19/12/2025	Yes
146	Nlando Linda	Casual workers to assist in preparation of kilmon horse racing harry gwala summer cup	4,070.00	17/12/2025	19/12/2025	Yes
147	Ba Odile Dlamini	Casual workers to assist in preparation of kilmon horse racing harry gwala summer cup	4,070.00	17/12/2025	19/12/2025	Yes
148	Amajulu Trading	Cater for handing over of security certificates and drivers licenc	16,300.00	15/12/2025	19/12/2025	Yes
149	Wosiya Projects	Cater for world aids day Zidweni hall	29,900.00	15/12/2025	19/12/2025	Yes
150	Makhamahle Trading	Cater for world aids day Zidweni hall	8,130.00	15/12/2025	19/12/2025	Yes
151	Andiswa Dlamini	Casual workers to assist in preparation of kilmon horse racing harry gwala summer cup	4,070.00	17/12/2025	19/12/2025	Yes
152	Andiswa Mnguni	Casual workers to assist in preparation of kilmon horse racing harry gwala summer cup	4,070.00	17/12/2025	19/12/2025	Yes
153	Delisile Dlamini	Casual workers to assist in preparation of kilmon horse racing harry gwala summer cup	4,070.00	17/12/2025	19/12/2025	Yes
154	Lucia Linda	Casual workers to assist in preparation of kilmon horse racing harry gwala summer cup	4,070.00	17/12/2025	19/12/2025	Yes
155	Andile Mnguni	Casual workers to assist in preparation of kilmon horse racing harry gwala summer cup	4,070.00	17/12/2025	19/12/2025	Yes
156	Aneliswa Mtolo	Casual workers to assist in preparation of kilmon horse racing harry gwala summer cup	4,070.00	17/12/2025	19/12/2025	Yes
157	Nozipho Sosibo	Casual workers to assist in preparation of kilmon horse racing harry gwala summer cup	4,070.00	17/12/2025	19/12/2025	Yes

158	Nkululeko Mbanjwa	Casual workers to assist in preparation of kilmon horse racing	4,070.00	17/12/2025	19/12/2025	Yes
159	Buyisile Langa	harry gwala summer cup	4,070.00	17/12/2025	19/12/2025	Yes
160	Bongeka Khuboni	Casual workers to assist in preparation of kilmon horse racing	4,070.00	17/12/2025	24/12/2025	Yes
161	Nduna Organisation	Supply and delivery of sport equipment for training & camps	237,900.00	22/12/2025	24/12/2025	Yes
162	Thandiwe Jama	Casual workers to assist in preparation of kilmon horse racing	3,330.00	17/12/2025	24/12/2025	Yes
163	Eskom Bulwer Pholela streetlight	harry gwala summer cup	3,985.10	22/12/2025	24/12/2025	Yes
164	Eskom free basic electricity	December statements	86,412.86	22/12/2025	24/12/2025	Yes
165	Eskom animal pound	December statements	5,915.99	22/12/2025	24/12/2025	Yes
166	Eskom streetlight creighton	December statements	4,768.98	22/12/2025	24/12/2025	Yes
167	Eskom old Post Office	December statements	1,772.29	22/12/2025	24/12/2025	Yes
168	Eskom creighton Local Authority	December statements	12,304.69	22/12/2025	24/12/2025	Yes
169	Eskom Creighton	December statements	10,211.53	22/12/2025	24/12/2025	Yes
170	Eskom creighton rural dumpsite	December statements	2,956.93	22/12/2025	24/12/2025	Yes
171	Eskom health committee office	December statements	16,694.71	22/12/2025	24/12/2025	Yes
172	Eskom creighton office near animal pound	December statements	7,947.62	22/12/2025	24/12/2025	Yes
173	Eskom capital building	December statements	43,495.76	22/12/2025	24/12/2025	Yes
174	Eskom streetlight 130 Bulwer	December statements	4,911.80	22/12/2025	24/12/2025	Yes
175	Eskom streetlight 131 Bulwer	December statements	6,844.36	22/12/2025	24/12/2025	Yes
176	Eskom underberg taxi rank	December statements	8,331.68	22/12/2025	24/12/2025	Yes
177	Eskom shopping complex opposite sportground	December statements	3,964.76	22/12/2025	24/12/2025	Yes
178	Eskom himeville area	December statements	5,210.31	22/12/2025	24/12/2025	Yes
179	Eskom bulwer	December statements	7,566.86	22/12/2025	24/12/2025	Yes
180	Eskom bulwer taxi rank	December statements	5,454.11	22/12/2025	24/12/2025	Yes
181	Eskom kilmon horse racing	December statements	1,596.13	22/12/2025	24/12/2025	Yes
182	Eskom disastor centre	December statements	13,766.59	22/12/2025	24/12/2025	Yes
183	Eskom public toilets	December statements	389.30	22/12/2025	24/12/2025	Yes
184	Eskom bulwer csc	December statements	32,696.21	22/12/2025	24/12/2025	Yes
185	Eskom museum on lot36 himeville	December statements	4,462.14	22/12/2025	24/12/2025	Yes
186	Eskom streetlight himeville	December statements	10,122.07	22/12/2025	24/12/2025	Yes
187	Eskom streetlight underberg	December statements	11,550.81	22/12/2025	24/12/2025	Yes
188	Eskom Bulwer hall and Library	December statements	17,791.88	22/12/2025	24/12/2025	Yes
189	Eskom himeville travel agency	December statements	6,611.83	22/12/2025	24/12/2025	Yes
			21,365,668.79			
	Prepared :NR Dlamini	Reviewed by: MP Mtungwa				
	Signature: 	Signature: 				

**DR NKOSAZANA DLAMINI ZUMA LOCAL MUNICIPALITY
REPORT FOR CREDITORS PAID WITHIN 30 DAYS IN DECEMBER 2025**

[illegible]

Prepared :NR Dlamini

Reviewed by: MP Mtungwa

Signature:

Signature: _____

DR NKOSAZANA DLAMINI ZUMA LOCAL MUNICIPALITY
REPORT FOR CREDITORS PAID WITHIN 30 DAYS IN THE 2ND QUARTER

Months	Number of Payments	COMPLIED	NOT COMPLIED	PERCENT
October	132	132	0	100%
November	90	90	0	100%
December	189	189	0	100%

Prepared by: NR Dlamini

Signature: 

Review by: MF Mtungwa

Signature: 

MUNICIPALITY	ACCT_ID	NAME	ADDRESS2	VAT_RAT	CLAIMED	CLAIMED	CLAIM_TC
1 Dr Nkosazana Zuma Municipality	5012143868	MBANJWA ZIBALELE	AMAKUZA UNDERBURG KZN	15	109.715	16.4572	126.1722
2 Dr Nkosazana Zuma Municipality	5044765234	NDLOVU MTHABISENI	STEPMORE	15	109.715	16.4572	126.1722
3 Dr Nkosazana Zuma Municipality	5077117484	MGOZA LULU LILIAN	KWATHUNZI NKOTHWENI UNDERBERG KZN	15	109.715	16.4572	126.1722
4 Dr Nkosazana Zuma Municipality	5088942420	STHOLE NOMUSA	SOKHELA S1 IXOPO KZN OU	15	109.715	16.4572	126.1722
5 Dr Nkosazana Zuma Municipality	5114138069	ZUMA AGNES	SOKHELA S1 IXOPO KZN OU	15	109.715	16.4572	126.1722
6 Dr Nkosazana Zuma Municipality	5114923946	DLAMINI LUNGISANI MLUNGISI	AMAKUZA UNDERBURG KZN	15	109.715	16.4572	126.1722
7 Dr Nkosazana Zuma Municipality	5115198729	PHUNGULA ANNACLETA BUSISWE	AMAKUZA UNDERBURG KZN	15	109.715	16.4572	126.1722
8 Dr Nkosazana Zuma Municipality	5128347633	DLAMINI NOMPUMELELO	AMAKUZA UNDERBURG KZN	15	109.715	16.4572	126.1722
9 Dr Nkosazana Zuma Municipality	5134235247	MADIBA BONAKELE	SOKHELA S1 IXOPO KZN OU	15	109.715	16.4572	126.1722
10 Dr Nkosazana Zuma Municipality	5151069131	MOLEFE MAVIS MAKATSHENG	STEPMORE UNDERBERG KZN	15	109.715	16.4572	126.1722
11 Dr Nkosazana Zuma Municipality	5153872258	NTULI SBONGILE MARY JANE	MOATSHENI S1 UNDERBERG KZN	15	109.715	16.4572	126.1722
12 Dr Nkosazana Zuma Municipality	5164049461	DUMA ESTHER BALISWA	EHLABENI BULWER KZN	15	109.715	16.4572	126.1722
13 Dr Nkosazana Zuma Municipality	5168050104	PHOSWA ZAMAGUGU	SOKHELA S1 IXOPO KZN OU	15	109.715	16.4572	126.1722
14 Dr Nkosazana Zuma Municipality	5188835217	JILI BHEKOKWAKHE	EMAKHUZENI AREA NEAR MASHAYILANGA	15	109.715	16.4572	126.1722
15 Dr Nkosazana Zuma Municipality	5196723155	CHAGWE NONHLANHLA	SCHOOL	15	109.715	16.4572	126.1722
16 Dr Nkosazana Zuma Municipality	5204212549	SHOBA MFANO	XOSHEYAKHE ENKELEBANTWANA PMB	15	109.715	16.4572	126.1722
17 Dr Nkosazana Zuma Municipality	5208804100	DLAMINI BONISIWE ERONICA	XOSHEYAKHE ENKELEBANTWANA PMB	15	109.715	16.4572	126.1722
18 Dr Nkosazana Zuma Municipality	5221376660	SHEZI SIPHO CORNELIUS	KZN	15	109.715	16.4572	126.1722
19 Dr Nkosazana Zuma Municipality	5247957122	PAKISI THANDIWE ANTONIA	AMAKUZA UNDERBURG KZN	15	109.715	16.4572	126.1722
20 Dr Nkosazana Zuma Municipality	5250379063	MNGUNI MAKHOSANKE	HLANGANANI S1 IXOPO KZN OU	15	109.715	16.4572	126.1722
21 Dr Nkosazana Zuma Municipality	5281396505	DUMA ZIPHATHELE	AMAKUZA UNDERBURG KZN	15	109.715	16.4572	126.1722
22 Dr Nkosazana Zuma Municipality	5286089147	MTHEMBU BAJABULILE GLADYS	AMAKUZA UNDERBURG KZN	15	109.715	16.4572	126.1722
23 Dr Nkosazana Zuma Municipality	5287739179	TSHAPHA HONEY SELLY	AMAKUZA UNDERBURG KZN	15	109.715	16.4572	126.1722
24 Dr Nkosazana Zuma Municipality	5289104601	SIBETHA JALISILE DORIS	AMAKUZA UNDERBURG KZN	15	109.715	16.4572	126.1722
25 Dr Nkosazana Zuma Municipality	5291650855	SITHOLE THOLAKELE THEODORA	JUNCTION ELECTRIFICATION S1 SOKHELA	15	109.715	16.4572	126.1722
26 Dr Nkosazana Zuma Municipality	5316522576	DLAMINI DUDUZILE	UNDERBERG KZN OU	15	109.715	16.4572	126.1722
27 Dr Nkosazana Zuma Municipality	5333874890	MDLADLA BINONO	JUNCTION ELECTRIFICATION S1 SOKHELA	15	109.715	16.4572	126.1722
28 Dr Nkosazana Zuma Municipality	5338764011	MBHATHA BENGAZI	UNDERBERG KZN OU	15	109.715	16.4572	126.1722
29 Dr Nkosazana Zuma Municipality	5394601141	MNCWABE TOEKILE	SOKHELA S1 IXOPO KZN OU	15	109.715	16.4572	126.1722
30 Dr Nkosazana Zuma Municipality	5438986179	MEMELA ZITHHEMBANI	STEPMORE	15	109.715	16.4572	126.1722
31 Dr Nkosazana Zuma Municipality	5446862946	NXELE PHILANI	JUNCTION ELECTRIFICATION S1 SOKHELA	15	109.715	16.4572	126.1722
32 Dr Nkosazana Zuma Municipality	5447424736	NDLOVU NTSEPISENG	UNDERBERG KZN OU	15	109.715	16.4572	126.1722
33 Dr Nkosazana Zuma Municipality	5467125675	JAMA NOKULUNGA	NKUMBA	15	109.715	16.4572	126.1722
34 Dr Nkosazana Zuma Municipality	5490059761	SOSIBO NOMAGCINO	STEPMORE	15	109.715	16.4572	126.1722
35 Dr Nkosazana Zuma Municipality	5522958963	DLAMINI NOMAZULU	DR NKOSAZANA DLAMINI ZUMA	15	109.715	16.4572	126.1722
36 Dr Nkosazana Zuma Municipality	5524036470	NZIMANDE HLAZIKAHLE	MUNICIPALITY WARD4	15	109.715	16.4572	126.1722
37 Dr Nkosazana Zuma Municipality	5549528121	MBANUWA ZISHU	Brick House	15	109.715	16.4572	126.1722
38 Dr Nkosazana Zuma Municipality	5575029784	DLAMINI ANAASTASIA	Traditional House	15	109.715	16.4572	126.1722
39 Dr Nkosazana Zuma Municipality	5591866916	KHUBONI SUKANI WILBROAD	STOFFELTON IMPENDLE KZN	15	109.715	16.4572	126.1722
40 Dr Nkosazana Zuma Municipality	5592708310	MTOLO MBANANI	HLANGANANI 3 CREIGHTON IXOPO CNC	15	109.715	16.4572	126.1722
			KZN OU	15	109.715	16.4572	126.1722
			HLANGANANI 3 CREIGHTON IXOPO CNC	15	109.715	16.4572	126.1722
			KZN OU	15	109.715	16.4572	126.1722

41 Dr Nkosazana Zuma Municipality	5592816327	DLAMINI SINDISWA	HLANGANANI 3 CREIGHTON IXOPO CNC KZN OU	15	109.715	16.4572	126.1722
42 Dr Nkosazana Zuma Municipality	5594320617	MBANJWA DUMILE ALVINA	HLANGANANI 3 CREIGHTON IXOPO CNC KZN OU	15	109.715	16.4572	126.1722
43 Dr Nkosazana Zuma Municipality	5594500079	DLAMINI MFUNDISI KAIZER	HLANGANANI 3 CREIGHTON IXOPO CNC KZN OU	15	109.715	16.4572	126.1722
44 Dr Nkosazana Zuma Municipality	5594935668	LANGA LUNGELENI	HLANGANANI 3 CREIGHTON IXOPO CNC KZN OU	15	109.715	16.4572	126.1722
45 Dr Nkosazana Zuma Municipality	5595597182	SHEZI ROBERT	HLANGANANI 3 CREIGHTON IXOPO CNC KZN OU	15	109.715	16.4572	126.1722
46 Dr Nkosazana Zuma Municipality	5595830094	LANGA CYNTHIA	HLANGANANI 3 CREIGHTON IXOPO CNC KZN OU	15	109.715	16.4572	126.1722
47 Dr Nkosazana Zuma Municipality	5596194043	LANGA THANDIWE ALBERTINA	HLANGANANI 3 CREIGHTON IXOPO CNC KZN OU	15	109.715	16.4572	126.1722
48 Dr Nkosazana Zuma Municipality	5597538592	MBANJWA CATHERINA	HLANGANANI 3 CREIGHTON IXOPO CNC KZN OU	15	109.715	16.4572	126.1722
49 Dr Nkosazana Zuma Municipality	5599444099	MTHEMBU ANDILE	HLANGANANI 3 CREIGHTON IXOPO CNC KZN OU	15	109.715	16.4572	126.1722
50 Dr Nkosazana Zuma Municipality	5599763882	NZIMANDE SIPHO	HLANGANANI 3 CREIGHTON IXOPO CNC KZN OU	15	109.715	16.4572	126.1722
51 Dr Nkosazana Zuma Municipality	5600191028	MBANJWA BHULABHULA	HLANGANANI 3 CREIGHTON IXOPO CNC KZN OU	15	109.715	16.4572	126.1722
52 Dr Nkosazana Zuma Municipality	5611573507	SOSIBO BAQIPHILE	MQATSHENI UNDERBURG KZN	15	109.715	16.4572	126.1722
53 Dr Nkosazana Zuma Municipality	5615488236	MIYA BUSISIWE	MQATSHENI UNDERBURG KZN	15	109.715	16.4572	126.1722
54 Dr Nkosazana Zuma Municipality	5629963033	MADIYA NOKWANDA RITTA	MQATSHENI UNDERBURG KZN	15	109.715	16.4572	126.1722
55 Dr Nkosazana Zuma Municipality	5646897308	DLAMINI G	NKUMBA	15	109.715	16.4572	126.1722
56 Dr Nkosazana Zuma Municipality	5680918212	XOLO PHINDILE MAUREEN	AMAKHUZA S1 UNDERBERG KZN	15	109.715	16.4572	126.1722
57 Dr Nkosazana Zuma Municipality	5704310561	MOLEFE MAKHESHE TRYIZA	MQATSHENI UNDERBURG KZN HOUSE	15	109.715	16.4572	126.1722
58 Dr Nkosazana Zuma Municipality	5729574494	DLAMINI T	HOUSE	15	109.715	16.4572	126.1722
59 Dr Nkosazana Zuma Municipality	5735054360	DLAMINI ZAMANI	NDZ	15	109.715	16.4572	126.1722
60 Dr Nkosazana Zuma Municipality	5738626351	BEKWA NOMAHELA	TRADITIONAL HOUSE	15	109.715	16.4572	126.1722
61 Dr Nkosazana Zuma Municipality	5747496882	KHUMALO BONGINKOSI NKULULEKC NDZ	MQATSHENI UNDERBURG KZN	15	109.715	16.4572	126.1722
62 Dr Nkosazana Zuma Municipality	5776811106	MSOMI ZANDILE	MQATSHENI UNDERBURG KZN	15	109.715	16.4572	126.1722
63 Dr Nkosazana Zuma Municipality	5778884193	BELE THEMBILE MAURREN	NKELABANTWANA BULWER KZN	15	109.715	16.4572	126.1722
64 Dr Nkosazana Zuma Municipality	5830472436	DLAMINI SKHUMBUZO	MQATSHENI UNDERBURG KZN	15	109.715	16.4572	126.1722
65 Dr Nkosazana Zuma Municipality	5849119685	MKHIZE MBUTU	MQATSHENI UNDERBURG KZN	15	109.715	16.4572	126.1722
66 Dr Nkosazana Zuma Municipality	5860188855	DLAMINI NOMZAMO	BULWER UNDERBURG PMB KZN	15	109.715	16.4572	126.1722
67 Dr Nkosazana Zuma Municipality	5883600235	MKHIZE THUTHURANI	MQATSHENI UNDERBURG KZN	15	109.715	16.4572	126.1722
68 Dr Nkosazana Zuma Municipality	5886726235	MKHIZE BONGIWE	MQATSHENI UNDERBURG KZN	15	109.715	16.4572	126.1722
69 Dr Nkosazana Zuma Municipality	5888506031	ZONDI VUYISILE	MQATSHENI UNDERBURG KZN	15	109.715	16.4572	126.1722
70 Dr Nkosazana Zuma Municipality	5919493473	NKOSI BONGINKOSI	BULWER UNDERBURG PMB KZN	15	109.715	16.4572	126.1722
71 Dr Nkosazana Zuma Municipality	5936031771	DUMA MHAWUKELWA EDMUND	MQATSHENI UNDERBURG KZN	15	109.715	16.4572	126.1722
72 Dr Nkosazana Zuma Municipality	5938510034	MIYA LIZI	DONNYBROOK	15	109.715	16.4572	126.1722
73 Dr Nkosazana Zuma Municipality	5954342806	MIYA NOMUSA CONSTANCE	HLANGANANI S1 IXOPO KZN OU	15	109.715	16.4572	126.1722
74 Dr Nkosazana Zuma Municipality	6016805468	JAMA BHOSIKI LEONARD	AMAKUZA UNDERBURG KZN	15	109.715	16.4572	126.1722
75 Dr Nkosazana Zuma Municipality	6069362361	ZONDI MAVIS QONDEKILE	AMAKUZA UNDERBURG KZN	15	109.715	16.4572	126.1722
76 Dr Nkosazana Zuma Municipality	6074841882	SHEZI SYDNEY MHLengi	Traditional	15	109.715	16.4572	126.1722
77 Dr Nkosazana Zuma Municipality	6132525909	SHEZI SIDUDLA EMMERENCIA	AMAKUZA UNDERBURG KZN	15	109.715	16.4572	126.1722
78 Dr Nkosazana Zuma Municipality	6132683195	MNGUNI SAZIZO BERNARD	AMAKUZA UNDERBURG KZN	15	109.715	16.4572	126.1722
79 Dr Nkosazana Zuma Municipality	6149441504	MTAKA DUMAZILE ELIZABETH	NKWEZELA	15	109.715	16.4572	126.1722
80 Dr Nkosazana Zuma Municipality	6151037700	SHEZI ANNASTASIA NCAMISILE	AMAKUZA UNDERBURG KZN	15	109.715	16.4572	126.1722
81 Dr Nkosazana Zuma Municipality	6154931245	DLADLA C	HOUSE	15	109.715	16.4572	126.1722

82 Dr Nkosazana Zuma Municipality	6184452477	NDLOVU BONISIWE	MHLANGENI	15	109.715	16.4572	126.1722
83 Dr Nkosazana Zuma Municipality	6206605690	DLAMINI HLENGIWE	AMAKUZA UNDERBURG KZN	15	109.715	16.4572	126.1722
84 Dr Nkosazana Zuma Municipality	6226034261	CEKWANE MFANZENI	MQATSHENI UNDERBURG KZN	15	109.715	16.4572	126.1722
85 Dr Nkosazana Zuma Municipality	6231850908	MIYA BUSISIWE	EHLABENI BULWER KZN	15	109.715	16.4572	126.1722
86 Dr Nkosazana Zuma Municipality	6256053041	NALA MQOYI F	HLABENI UNDERBERG KZN	15	109.715	16.4572	126.1722
87 Dr Nkosazana Zuma Municipality	6283705979	PHUNGULA BALUNGILE ELSIE	AMAKUZA UNDERBURG KZN	15	109.715	16.4572	126.1722
88 Dr Nkosazana Zuma Municipality	6289327391	DUMA KHUPHUKILE	MQATSHENI UNDERBURG KZN	15	109.715	16.4572	126.1722
89 Dr Nkosazana Zuma Municipality	6291138969	NGCOBO ESSLINA	MQATSHENI UNDERBURG KZN	15	109.715	16.4572	126.1722
90 Dr Nkosazana Zuma Municipality	6317663398	MCHUNU NOMAKHISIMUSI	BULWER UNDERBURG PMB KZN	15	109.715	16.4572	126.1722
91 Dr Nkosazana Zuma Municipality	6324234552	MKHIZE PATRICK SIZWE		15	109.715	16.4572	126.1722
92 Dr Nkosazana Zuma Municipality	6329866404	MBAMBO SINDISIWE GETRUDE		15	109.715	16.4572	126.1722
93 Dr Nkosazana Zuma Municipality	6332135687	MVUNDLA NOMPUMELELO	MQATSHENI UNDERBURG KZN	15	109.715	16.4572	126.1722
94 Dr Nkosazana Zuma Municipality	6340335365	BHENGU BASOLILE	MQATSHENI UNDERBURG KZN	15	109.715	16.4572	126.1722
95 Dr Nkosazana Zuma Municipality	6342482113	MTHEMBU SINIKI	KILMUN S1 UNDERBURG CNC KZN OU	15	109.715	16.4572	126.1722
96 Dr Nkosazana Zuma Municipality	6354429702	MIYA NOLWAZI	MQATSHENI UNDERBURG KZN	15	109.715	16.4572	126.1722
97 Dr Nkosazana Zuma Municipality	6362762677	NZIMANDE SITHEMBISO	KILMUN S1 UNDERBURG CNC KZN OU	15	109.715	16.4572	126.1722
98 Dr Nkosazana Zuma Municipality	6362762677	NZIMANDE SITHEMBISO	KILMUN S1 UNDERBURG CNC KZN OU	15	109.715	16.4572	126.1722
99 Dr Nkosazana Zuma Municipality	6370282561	MKHIZE THUTHUKILE	KILMUN S1 UNDERBURG CNC KZN OU	15	109.715	16.4572	126.1722
100 Dr Nkosazana Zuma Municipality	6385664370	LUSWAZI THIBILE	MQATSHENI UNDERBURG KZN	15	109.715	16.4572	126.1722
101 Dr Nkosazana Zuma Municipality	6388506398	SHEZI MZIMBILI	MQATSHENI UNDERBURG KZN	15	109.715	16.4572	126.1722
102 Dr Nkosazana Zuma Municipality	6390110295	MIYA THOLWAPHI	AMAKUZA UNDERBURG KZN	15	109.715	16.4572	126.1722
103 Dr Nkosazana Zuma Municipality	6394910107	KHUBONI B	HOUSE	15	109.715	16.4572	126.1722
104 Dr Nkosazana Zuma Municipality	6395670280	SABELA NOKWENZANI	KILMUN S1 UNDERBURG CNC KZN OU	15	109.715	16.4572	126.1722
105 Dr Nkosazana Zuma Municipality	6397478930	SABELA ZONDEKILE	KILMUN S1 UNDERBURG CNC KZN OU	15	109.715	16.4572	126.1722
106 Dr Nkosazana Zuma Municipality	6411706623	MNYOSI NGENZENI GENEROSA	AMAKUZA UNDERBURG KZN	15	109.715	16.4572	126.1722
107 Dr Nkosazana Zuma Municipality	6411873431	KWASABELA BAWINILE	KILMUN S1 UNDERBURG CNC KZN OU	15	109.715	16.4572	126.1722
108 Dr Nkosazana Zuma Municipality	6417217787	DLAMINI BAPHINDILE	KILMUN S1 UNDERBURG CNC KZN OU	15	109.715	16.4572	126.1722
109 Dr Nkosazana Zuma Municipality	6426168667	MBATHA BONGANI	EHLABENI BULWER KZN	15	109.715	16.4572	126.1722
110 Dr Nkosazana Zuma Municipality	6433075848	SINDANE MHLANGANYELWA	KILMUN S1 UNDERBURG CNC KZN OU	15	109.715	16.4572	126.1722
111 Dr Nkosazana Zuma Municipality	6459863849	MKWENA MBELEKELWA PHILLIP	MQATSHENI UNDERBURG KZN	15	109.715	16.4572	126.1722
112 Dr Nkosazana Zuma Municipality	6479611158	DUMA LUCKY	MQATSHENI UNDERBURG KZN	15	109.715	16.4572	126.1722
113 Dr Nkosazana Zuma Municipality	6487388787	KHENISA ZIBUYILE ANNATORIA	SIZANENJANA KWABUTHO S1 UNDERBERG	15	109.715	16.4572	126.1722
114 Dr Nkosazana Zuma Municipality	6499877495	MIYA SEBENZANI	KZN OU	15	109.715	16.4572	126.1722
115 Dr Nkosazana Zuma Municipality	6502548358	FUNDA PATRIC BERTAN	ESIBOMBIVINI EMDUBINI	15	109.715	16.4572	126.1722
116 Dr Nkosazana Zuma Municipality	6505412311	KHANISA BAJABISE GIRLIE	MHLANGENI UNDERBERG KZN	15	109.715	16.4572	126.1722
117 Dr Nkosazana Zuma Municipality	6510135197	KHENISA RICHARD MTHOKOZISI	SIZANENJANA KWABUTHO S1 UNDERBERG	15	109.715	16.4572	126.1722
118 Dr Nkosazana Zuma Municipality	6532012881	CHIYA MDUDUZI	KZN OU	15	109.715	16.4572	126.1722
119 Dr Nkosazana Zuma Municipality	6544287695	MEMELA SYLVIA	TRADITIONAL HOUSE	15	109.715	16.4572	126.1722
120 Dr Nkosazana Zuma Municipality	6555184840	MBINGONG BONAKELE	TRADITIONAL HOUSE	15	109.715	16.4572	126.1722
121 Dr Nkosazana Zuma Municipality	6624557603	MOTLOWING SEKUTU	MQATSHENI UNDERBURG KZN	15	109.715	16.4572	126.1722
122 Dr Nkosazana Zuma Municipality	6636295991	SHELEMBE NONHLANHLA	STEPMORE	15	109.715	16.4572	126.1722
123 Dr Nkosazana Zuma Municipality	6636995321	MJWARA BONGANI	BULWER UNDERBURG PMB KZN	15	109.715	16.4572	126.1722
124 Dr Nkosazana Zuma Municipality	6653097987	NDLOVU JOHNSON	MQATSHENI UNDERBURG KZN	15	109.715	16.4572	126.1722
125 Dr Nkosazana Zuma Municipality	6658230079	MBANJWA NOZAMANI MARIA	Brick House	15	109.715	16.4572	126.1722
126 Dr Nkosazana Zuma Municipality	6664021515	MJWARA NOTHANDO PRUDENCE	HLANGANANI	15	109.715	16.4572	126.1722
127 Dr Nkosazana Zuma Municipality	6669732995	DLAMINI NONHLANHLA NTOMBI	NDZ	15	109.715	16.4572	126.1722
128 Dr Nkosazana Zuma Municipality	6699017680	DLAMINI NOKWAZI VERONICA	DONNYBROOK	15	109.715	16.4572	126.1722
129 Dr Nkosazana Zuma Municipality	6710069199	DUMA ABCOL	NDZ	15	109.715	16.4572	126.1722
130 Dr Nkosazana Zuma Municipality	6710267146	DLANGISA NOMDAGASANE	MQATSHENI UNDERBURG KZN	15	109.715	16.4572	126.1722
			KWAPITELA UNDERBURG KZN	15	109.715	16.4572	126.1722

131 Dr Nkosazana Zuma Municipality	6715212042 MAJOZI EVANGEL	MQATSHENI UNDERBURG KZN	15	109.715	16.4572	126.1722
132 Dr Nkosazana Zuma Municipality	6734185189 MAJOZI VIRGINIA	MQATSHENI UNDERBURG KZN	15	109.715	16.4572	126.1722
133 Dr Nkosazana Zuma Municipality	6742448799 NZIMANDE FRANCIS	HLANGANANI 3 CREIGHTON IXOPO CNC KZN OU	15	109.715	16.4572	126.1722
134 Dr Nkosazana Zuma Municipality	6745483326 LANGA SINDY PROTASIA	HLANGANANI 3 CREIGHTON IXOPO CNC KZN OU	15	109.715	16.4572	126.1722
135 Dr Nkosazana Zuma Municipality	6745985136 DLUNGWANE TIBHI DESOLERIA	HLANGANANI 3 CREIGHTON IXOPO CNC KZN OU	15	109.715	16.4572	126.1722
136 Dr Nkosazana Zuma Municipality	6745985136 DLUNGWANE TIBHI DESOLERIA	HLANGANANI 3 CREIGHTON IXOPO CNC KZN OU	15	109.715	16.4572	126.1722
137 Dr Nkosazana Zuma Municipality	6754241885 NDLELA SHILO	STEPMORE HLANGANANI 3 CREIGHTON IXOPO CNC KZN OU	15	109.715	16.4572	126.1722
138 Dr Nkosazana Zuma Municipality	6767389950 DLAMINI MICHEAL	HLANGANANI 3 CREIGHTON IXOPO CNC KZN OU	15	109.715	16.4572	126.1722
139 Dr Nkosazana Zuma Municipality	6773598704 DLUNGWANA MBUZESI WILLIAM	HLANGANANI 3 CREIGHTON IXOPO CNC KZN OU	15	109.715	16.4572	126.1722
140 Dr Nkosazana Zuma Municipality	6775050154 MNCABE THEMINKOSI	MQATSHENI UNDERBURG KZN	15	109.715	16.4572	126.1722
141 Dr Nkosazana Zuma Municipality	6775387641 NGCOBO DUDUZILE	Brick House HLANGANANI 3 CREIGHTON IXOPO CNC KZN OU	15	109.715	16.4572	126.1722
142 Dr Nkosazana Zuma Municipality	6779610565 MADUNA VENANTIA SIMANGELE	KZN OU	15	109.715	16.4572	126.1722
143 Dr Nkosazana Zuma Municipality	6789601049 MADIKIZELA VUMANI	AMAKHUZE UNDERBERG KZN OU	15	109.715	16.4572	126.1722
144 Dr Nkosazana Zuma Municipality	6790152721 DLAMINI ELIZABETH NTOMBI	HLANGANANI 3 CREIGHTON IXOPO CNC KZN OU	15	109.715	16.4572	126.1722
145 Dr Nkosazana Zuma Municipality	6790362504 DLUNGWANE MTHANDENI SKHANYI	HLANGANANI 3 CREIGHTON IXOPO CNC KZN OU	15	109.715	16.4572	126.1722
146 Dr Nkosazana Zuma Municipality	6794108986 LANGA FISANI	HLANGANANI 3 CREIGHTON IXOPO CNC KZN OU	15	109.715	16.4572	126.1722
147 Dr Nkosazana Zuma Municipality	6795074420 MTHEMBU JABULANI ERICK	KZN OU	15	109.715	16.4572	126.1722
148 Dr Nkosazana Zuma Municipality	6807995901 MAJOZI THENUWE	MQATSHENI UNDERBURG KZN	15	109.715	16.4572	126.1722
149 Dr Nkosazana Zuma Municipality	6815413226 GAMEDE ZILINDE RAFAEL	HLANGANANI 3 CREIGHTON IXOPO CNC KZN OU	15	109.715	16.4572	126.1722
150 Dr Nkosazana Zuma Municipality	6819434461 NZIMANDE FISIWE GRACIA	HLANGANANI 3 CREIGHTON IXOPO CNC KZN OU	15	109.715	16.4572	126.1722
151 Dr Nkosazana Zuma Municipality	6824167923 GAMEDE KHETHIWE EUNICE	HLANGANANI 3 CREIGHTON IXOPO CNC KZN OU	15	109.715	16.4572	126.1722
152 Dr Nkosazana Zuma Municipality	6834822685 NGUBO MBOKODO	TRADITIONAL HOUSE	15	109.715	16.4572	126.1722
153 Dr Nkosazana Zuma Municipality	6835676113 MAKATINI THEMINKOSI	MQATSHENI UNDERBERG KZN	15	109.715	16.4572	126.1722
154 Dr Nkosazana Zuma Municipality	6842285638 DLAMINI KUFAKWEZE	HLANGANANI 3 CREIGHTON IXOPO CNC KZN OU	15	109.715	16.4572	126.1722
155 Dr Nkosazana Zuma Municipality	6847776696 BENGU SIPHESIHLE COSMOS	MQATSHENI UNDERBURG KZN	15	109.715	16.4572	126.1722
156 Dr Nkosazana Zuma Municipality	6850234419 MBANUWA BENZELENI THEMENI	HLANGANANI 3 CREIGHTON IXOPO CNC KZN OU	15	109.715	16.4572	126.1722
157 Dr Nkosazana Zuma Municipality	6859345774 MAJOZI JONHSON SIBUSISO	MQATSHENI UNDERBURG KZN	15	109.715	16.4572	126.1722
158 Dr Nkosazana Zuma Municipality	6859482628 GCABA THOLAKELE	HLANGANANI 3 CREIGHTON IXOPO CNC KZN OU	15	109.715	16.4572	126.1722
159 Dr Nkosazana Zuma Municipality	6859688563 MBANUWA PATRICIA VANACIA	HLANGANANI 3 CREIGHTON IXOPO CNC KZN OU	15	109.715	16.4572	126.1722
160 Dr Nkosazana Zuma Municipality	6862802266 NGWANE TERESSA BAFIKILE	IXOPO CNC	15	109.715	16.4572	126.1722
161 Dr Nkosazana Zuma Municipality	6870770599 NZIMANDE BONGINKOSI	HLANGANANI 3 CREIGHTON IXOPO CNC KZN OU	15	109.715	16.4572	126.1722
162 Dr Nkosazana Zuma Municipality	6871284725 CELE J	HLANGANANI	15	109.715	16.4572	126.1722
163 Dr Nkosazana Zuma Municipality	6874466595 SHEZI BUKANI	Brick House	15	109.715	16.4572	126.1722

164 Dr Nkosazana Zuma Municipality	6880756637 SOSIBO ZIBUYILI	HLANGANANI 3 CREIGHTON IXOPO CNC	15	109.715	16.4572	126.1722
165 Dr Nkosazana Zuma Municipality	6881848836 MEMELA GLAYS	KZN OU	15	109.715	16.4572	126.1722
		MQATSHENI UNDERBURG KZN				
166 Dr Nkosazana Zuma Municipality	6883884685 NTOMBIFIKILE MTHEMBU	AMAKUZA KILMUN S1 UNDERBERG CNC	15	109.715	16.4572	126.1722
		KZN OU				
167 Dr Nkosazana Zuma Municipality	6886100713 SIYABONGA NSINDANE	AMAKUZA KILMUN S1 UNDERBERG CNC	15	109.715	16.4572	126.1722
		KZN OU				
168 Dr Nkosazana Zuma Municipality	6886208204 THENGANE HADEBE	AMAKUZA KILMUN S1 UNDERBERG CNC	15	109.715	16.4572	126.1722
		KZN OU				
169 Dr Nkosazana Zuma Municipality	6887289213 BUYISIWE DLAMINI	AMAKUZA KILMUN S1 UNDERBERG CNC	15	109.715	16.4572	126.1722
		KZN OU				
170 Dr Nkosazana Zuma Municipality	6888298715 BONGIWE JILI	AMAKUZA KILMUN S1 UNDERBERG CNC	15	109.715	16.4572	126.1722
		KZN OU				
171 Dr Nkosazana Zuma Municipality	6889010420 GQINU MAZEDALA	AMAKUZA KILMUN S1 UNDERBERG CNC	15	109.715	16.4572	126.1722
		KZN OU				
172 Dr Nkosazana Zuma Municipality	6889334096 KHOLISILE SHOBA	AMAKUZA KILMUN S1 UNDERBERG CNC	15	109.715	16.4572	126.1722
173 Dr Nkosazana Zuma Municipality	6890637764 NGCOBO NOMASANI	AMAKUZA KILMUN S1 UNDERBERG CNC	15	109.715	16.4572	126.1722
174 Dr Nkosazana Zuma Municipality	6894610389 NDLOVU THOLAKELE FRIEDAH	AMAKUZA KILMUN S1 UNDERBERG CNC	15	109.715	16.4572	126.1722
		MQATSHENI UNDERBURG KZN				
175 Dr Nkosazana Zuma Municipality	6903747659 DLAMINI ZAMMALETHU	HLANGANANI 3 CREIGHTON IXOPO CNC	15	109.715	16.4572	126.1722
176 Dr Nkosazana Zuma Municipality	6904376807 NGCOBO SITHEMBISO	KZN OU	15	109.715	16.4572	126.1722
177 Dr Nkosazana Zuma Municipality	6908244902 CEKWANA CYNTHESIA BUKIWE	MQATSHENI UNDERBURG KZN	15	109.715	16.4572	126.1722
		NKWEZELA				
		SIZANENJANA KWABUTHO S1 UNDERBERG				
178 Dr Nkosazana Zuma Municipality	6908385926 ZONDO THOLWENI FLORENCIA	KZN OU	15	109.715	16.4572	126.1722
179 Dr Nkosazana Zuma Municipality	6910277097 LUSWAZI THOBEKA	MQATSHENI UNDERBURG KZN	15	109.715	16.4572	126.1722
		HLANGANANI 3 CREIGHTON IXOPO CNC				
180 Dr Nkosazana Zuma Municipality	6916552543 NZIMANDE BHEKA MOSES	KZN OU	15	109.715	16.4572	126.1722
181 Dr Nkosazana Zuma Municipality	6916628921 NDLOVU THANDI	MQATSHENI UNDERBURG KZN	15	109.715	16.4572	126.1722
		HLANGANANI 3 CREIGHTON IXOPO CNC				
182 Dr Nkosazana Zuma Municipality	6918215345 DLAMINI CONSTANCE	KZN OU	15	109.715	16.4572	126.1722
		HLANGANANI 3 CREIGHTON IXOPO CNC				
183 Dr Nkosazana Zuma Municipality	6920434644 ZONDI SITEMBISO GRACE	KZN OU	15	109.715	16.4572	126.1722
184 Dr Nkosazana Zuma Municipality	6922556335 DLAMININI FNMELLA	HLANGANANI 3 CREIGHTON IXOPO CNC	15	109.715	16.4572	126.1722
185 Dr Nkosazana Zuma Municipality	6927026273 XABA MATHOBI	KZN OU	15	109.715	16.4572	126.1722
		HLANGANANI 3 CREIGHTON IXOPO CNC				
186 Dr Nkosazana Zuma Municipality	6927240659 KHUBONE MELISWE	KZN OU	15	109.715	16.4572	126.1722
		HLANGANANI 3 CREIGHTON IXOPO CNC				
187 Dr Nkosazana Zuma Municipality	6929730530 DLAMINI ZANELE	KZN OU	15	109.715	16.4572	126.1722
188 Dr Nkosazana Zuma Municipality	6933289413 NAKALIBI MAKATSO	HLANGANANI 3 CREIGHTON IXOPO CNC	15	109.715	16.4572	126.1722
		MQATSHENI UNDERBURG KZN				
189 Dr Nkosazana Zuma Municipality	6934365549 KHUBONE ZANDILE	HLANGANANI 3 CREIGHTON IXOPO CNC	15	109.715	16.4572	126.1722
		KZN OU				
190 Dr Nkosazana Zuma Municipality	6936778677 KUBONI MOSES MJULUKELWA	HLANGANANI 3 CREIGHTON IXOPO CNC	15	109.715	16.4572	126.1722
		KZN OU				
191 Dr Nkosazana Zuma Municipality	6942400955 MKHULISI ZILINDILE MARTHA	SIZANENJANA KWABUTHO S1 UNDERBERG	15	109.715	16.4572	126.1722
		KZN OU				
192 Dr Nkosazana Zuma Municipality	6945447199 MJANJWA NOMAVIYO	HLANGANANI 3 CREIGHTON IXOPO CNC	15	109.715	16.4572	126.1722
193 Dr Nkosazana Zuma Municipality	6950894841 SCHALKWYK JOHN CORNELIUS	KZN OU	15	109.715	16.4572	126.1722

194 Dr Nkosazana Zuma Municipality	6962085466 DLAMINI MZUNGEZWA	HLANGANANI 3 CREIGHTON IXOPO CNC KZN OU	15	109.715	16.4572	126.1722
195 Dr Nkosazana Zuma Municipality	6969240493 GEBASHE FUNEYAKHE PHILLIOS	SIZANENJANA KWABUTHO S1 UNDERBERG KZN OU	15	109.715	16.4572	126.1722
196 Dr Nkosazana Zuma Municipality	6974222473 CHAGWE THULELENI	Brick House HLANGANANI 3 CREIGHTON IXOPO CNC	15	109.715	16.4572	126.1722
197 Dr Nkosazana Zuma Municipality	6980148761 JILI VELILE	KZN OU	15	109.715	16.4572	126.1722
198 Dr Nkosazana Zuma Municipality	6982590061 MAJOZI ZAKITHI	MQATSHENI UNDERBURG KZN	15	109.715	16.4572	126.1722
199 Dr Nkosazana Zuma Municipality	6987498078 NZIMANDE PATRIC	HLANGANANI 3 CREIGHTON IXOPO CNC KZN OU	15	109.715	16.4572	126.1722
200 Dr Nkosazana Zuma Municipality	6988274398 PHUNGULA CRESSENTINA SALELANI	HLANGANANI 3 CREIGHTON IXOPO CNC KZN OU	15	109.715	16.4572	126.1722
201 Dr Nkosazana Zuma Municipality	6989236917 ZULU THENGANI	PEVENSY HLANGANANI 3 CREIGHTON IXOPO CNC	15	109.715	16.4572	126.1722
202 Dr Nkosazana Zuma Municipality	6989667290 DLAMINI MANDLA	KZN OU	15	109.715	16.4572	126.1722
203 Dr Nkosazana Zuma Municipality	6990796822 DUMAKUDE SANOLA ANDREAS	SUN CITY BULWER PMB KZN	15	109.715	16.4572	126.1722
204 Dr Nkosazana Zuma Municipality	7004044034 NGCOBO LINDENI	HLANGANANI 3 CREIGHTON IXOPO CNC KZN OU	15	109.715	16.4572	126.1722
205 Dr Nkosazana Zuma Municipality	7004634758 MVELASE NOKUTHULA CYNTHIA	HLANGANANI 3 CREIGHTON IXOPO CNC KZN OU	15	109.715	16.4572	126.1722
206 Dr Nkosazana Zuma Municipality	7005419723 MBANJWA MZIBENI MZWEWENKOSI	HLANGANANI 3 CREIGHTON IXOPO CNC KZN OU	15	109.715	16.4572	126.1722
207 Dr Nkosazana Zuma Municipality	7013582127 DUMA CYRIL THULANI	MAHAQWA UNDERBERG KZN	15	109.715	16.4572	126.1722
208 Dr Nkosazana Zuma Municipality	7014611424 NGUBO JEFFERY	MAHAQWA UNDERBERG KZN	15	109.715	16.4572	126.1722
209 Dr Nkosazana Zuma Municipality	7015527560 MIYA PIANCIA NOBULELO	MAHAQWA UNDERBERG KZN	15	109.715	16.4572	126.1722
210 Dr Nkosazana Zuma Municipality	7020400025 MAGOSO MLUNGISI CHRISTOPHER	HLANGANANI 3 CREIGHTON IXOPO CNC KZN OU	15	109.715	16.4572	126.1722
211 Dr Nkosazana Zuma Municipality	7021301176 MNCWABE THULANI	HOUSE HLANGANANI 3 CREIGHTON IXOPO CNC	15	109.715	16.4572	126.1722
212 Dr Nkosazana Zuma Municipality	7030163224 CHIYA EUNICE NTOMBIZODWA	KZN OU	15	109.715	16.4572	126.1722
213 Dr Nkosazana Zuma Municipality	7036873819 SHEZI ALBERTINA	Brick House HLANGANANI 3 CREIGHTON IXOPO CNC	15	109.715	16.4572	126.1722
214 Dr Nkosazana Zuma Municipality	7047505048 SOSIBO PATRICIA BAZAMILE	KZN OU	15	109.715	16.4572	126.1722
215 Dr Nkosazana Zuma Municipality	7048447145 DLAMINI NZOBO	AMAKUZA UNDERBURG KZN OU	15	109.715	16.4572	126.1722
216 Dr Nkosazana Zuma Municipality	7063511564 MBANJWA NCAMSILE FLORENCE	HLANGANANI 3 CREIGHTON IXOPO CNC KZN OU	15	109.715	16.4572	126.1722
217 Dr Nkosazana Zuma Municipality	7074254854 MOFOKENG TESSA	MGWABABEBI ENKELEBANTWANA BULWER UNDERBERG KZN OU	15	109.715	16.4572	126.1722
218 Dr Nkosazana Zuma Municipality	7079160732 MNGUNI HLENGIWE PRINCESS	HLANGANANI 3 CREIGHTON IXOPO CNC KZN OU	15	109.715	16.4572	126.1722
219 Dr Nkosazana Zuma Municipality	7083492858 NGCOBO M	HOUSE HLANGANANI 3 CREIGHTON IXOPO CNC	15	109.715	16.4572	126.1722
220 Dr Nkosazana Zuma Municipality	7093965919 MBANJWA SIZENI ALEXIA	HLANGANANI 3 CREIGHTON IXOPO CNC KZN OU	15	109.715	16.4572	126.1722
221 Dr Nkosazana Zuma Municipality	7099541229 DLAMINI MADELENI PAULUS	HLANGANANI 3 CREIGHTON IXOPO CNC KZN OU	15	109.715	16.4572	126.1722
222 Dr Nkosazana Zuma Municipality	7102497679 MBANJWA FUNOKWAKHE WELCOMF	HLANGANANI 3 CREIGHTON IXOPO CNC KZN OU	15	109.715	16.4572	126.1722
223 Dr Nkosazana Zuma Municipality	7114450130 HLANGEPIHI BONANI	HIMEVILLE HLANGANANI 3 CREIGHTON IXOPO CNC	15	109.715	16.4572	126.1722
224 Dr Nkosazana Zuma Municipality	7117136600 MBANJWA XOLISILE	KZN OU	15	109.715	16.4572	126.1722
225 Dr Nkosazana Zuma Municipality	7133179616 MBANJWA ZUMEKILE	HLANGANANI 3 CREIGHTON IXOPO CNC KZN OU	15	109.715	16.4572	126.1722

226	Dr Nkosazana Zuma Municipality	7146786362	ZUMA LANDIWE ANNATORIA	HLANGANANI 3 CREIGHTON IXOPO CNC	15	109.715	16.4572	126.1722
				KZN OU				
227	Dr Nkosazana Zuma Municipality	7147339592	ZUMA PRESILLA	HLANGANANI 3 CREIGHTON IXOPO CNC	15	109.715	16.4572	126.1722
				KZN OU				
228	Dr Nkosazana Zuma Municipality	7161347445	NDWALANE GOONESS	HLANGANANI 3 CREIGHTON IXOPO CNC	15	109.715	16.4572	126.1722
				KZN OU				
229	Dr Nkosazana Zuma Municipality	7168071817	NOHLAOLI DOLLY	HOUSE AT KWAPITELA NEAR KWAPITELA SPORT GROUND	15	109.715	16.4572	126.1722
				HLANGANANI 3 CREIGHTON IXOPO CNC				
230	Dr Nkosazana Zuma Municipality	7174614592	NDWALANE PRISCA BONGEKILE	HLANGANANI 3 CREIGHTON IXOPO CNC	15	109.715	16.4572	126.1722
				KZN OU				
231	Dr Nkosazana Zuma Municipality	7175281025	ZONDI NOMCWANE	HLANGANANI 3 CREIGHTON IXOPO CNC	15	109.715	16.4572	126.1722
				KZN OU				
232	Dr Nkosazana Zuma Municipality	7177042240	SHELEMBE BAKHETHILE	HLANGANANI 3 CREIGHTON IXOPO CNC	15	109.715	16.4572	126.1722
233	Dr Nkosazana Zuma Municipality	7184668084	NGCOBO PHAMBUKILE	TRADITIONAL HOUSE	15	109.715	16.4572	126.1722
				HLANGANANI 3 CREIGHTON IXOPO CNC				
234	Dr Nkosazana Zuma Municipality	7197902421	SOWELA NOSIPHO A	KZN OU	15	109.715	16.4572	126.1722
235	Dr Nkosazana Zuma Municipality	7200768275	SHOBA SINDISWA LETHIWE NOKUTHI AMAKUZA UNDERBURG KZN	HLANGANANI 3 CREIGHTON IXOPO CNC	15	109.715	16.4572	126.1722
				KZN OU				
236	Dr Nkosazana Zuma Municipality	7210124216	MOKUBUNA BUSISIWE NONORATTA	HLANGANANI 3 CREIGHTON IXOPO CNC	15	109.715	16.4572	126.1722
				KZN OU				
237	Dr Nkosazana Zuma Municipality	7214824914	LANGA KHONZEPHI MARTHA	HLANGANANI 3 CREIGHTON IXOPO CNC	15	109.715	16.4572	126.1722
				KZN OU				
238	Dr Nkosazana Zuma Municipality	7215419544	ZUMA PHATHEKILE PELAGRINA	HLANGANANI 3 CREIGHTON IXOPO CNC	15	109.715	16.4572	126.1722
				KZN OU				
239	Dr Nkosazana Zuma Municipality	7216445850	DLAMINI ALEXIA ZANELE	HLANGANANI 3 CREIGHTON IXOPO CNC	15	109.715	16.4572	126.1722
				KZN OU				
240	Dr Nkosazana Zuma Municipality	7217543924	MSHENGU THULELENI MARGARET	HLANGANANI 3 CREIGHTON IXOPO CNC	15	109.715	16.4572	126.1722
				KZN OU				
241	Dr Nkosazana Zuma Municipality	7218602499	DLAMINI THOKO MARIA	HLANGANANI 3 CREIGHTON IXOPO CNC	15	109.715	16.4572	126.1722
242	Dr Nkosazana Zuma Municipality	7227471286	MKIZE KWENZEKILE	KZN OU	15	109.715	16.4572	126.1722
243	Dr Nkosazana Zuma Municipality	7229314426	SHEZI KHULUMILE PAULINA	BHATINI	15	109.715	16.4572	126.1722
244	Dr Nkosazana Zuma Municipality	7234833394	NENE VEZI	BHATINI	15	109.715	16.4572	126.1722
245	Dr Nkosazana Zuma Municipality	7237176632	MBATHA NGAKHEPHI	BHATINI	15	109.715	16.4572	126.1722
246	Dr Nkosazana Zuma Municipality	7260613773	NIJO MATHULUZA	BRICK HOUSE SIBIZANE	15	109.715	16.4572	126.1722
247	Dr Nkosazana Zuma Municipality	7273325331	MAJILA SANELE	BHATINI	15	109.715	16.4572	126.1722
248	Dr Nkosazana Zuma Municipality	7274515625	JAMA QUILTY ANNASTASIA	BHATINI	15	109.715	16.4572	126.1722
249	Dr Nkosazana Zuma Municipality	7281712219	DLAMINI BONGEKILE	NSIMBINI	15	109.715	16.4572	126.1722
250	Dr Nkosazana Zuma Municipality	7282389483	MBANUWA NTOMBIZONKE PROFIDEI	NSIMBINI	15	109.715	16.4572	126.1722
251	Dr Nkosazana Zuma Municipality	7282703867	MEMELA DUMISILE PROTASIA	NSIMBINI	15	109.715	16.4572	126.1722
				SIZANENJANA KWABUTHO S1 UNDERBERG				
252	Dr Nkosazana Zuma Municipality	7289972671	BASI NONHLANHLA SYLVIA	KZN OU	15	109.715	16.4572	126.1722
253	Dr Nkosazana Zuma Municipality	7297020649	MADONDA KHOLISILE	HLANGANANI	15	109.715	16.4572	126.1722
254	Dr Nkosazana Zuma Municipality	7302621166	JILI BAZUKILE	SANDANEZWE RICHMOND KZN	15	109.715	16.4572	126.1722
255	Dr Nkosazana Zuma Municipality	7303830093	DLAMINI LINDANI	HLANGANANI	15	109.715	16.4572	126.1722
256	Dr Nkosazana Zuma Municipality	7333674355	MEMELA DUMISANE GEORGE	HLANGANANI	15	109.715	16.4572	126.1722
257	Dr Nkosazana Zuma Municipality	7345239854	MBANUWA LINDENI	Brick House	15	109.715	16.4572	126.1722
258	Dr Nkosazana Zuma Municipality	7347923711	MNDAWENI FIKELEPHI ELIZABETH	SANDANEZWE RICHMOND KZN	15	109.715	16.4572	126.1722
				SIZANENJANA KWABUTHO S1 UNDERBERG				
259	Dr Nkosazana Zuma Municipality	7365689781	DLUDLU MKHASHWA PHILLIP	KZN OU	15	109.715	16.4572	126.1722
260	Dr Nkosazana Zuma Municipality	7369740398	MKHULISI NOMATHEMBU PHILPA	SIZANENJANA KWABUTHO S1 UNDERBERG	15	109.715	16.4572	126.1722
				KZN OU				

261	Dr Nkosazana Zuma Municipality	7382815813	NJILO MATHILI	TRADITIONAL HOUSE SIZANENJANA KWABUTHO S1 UNDERBERG	15	109.715	16.4572	126.1722
262	Dr Nkosazana Zuma Municipality	7441176103	MAZIBUKO GLADNESS NOMATHAMS KZN OU	MQATSHENI	15	109.715	16.4572	126.1722
263	Dr Nkosazana Zuma Municipality	7442250172	MEMELA BONISILE CLEMENTINE	MQATSHENI	15	109.715	16.4572	126.1722
264	Dr Nkosazana Zuma Municipality	7444041459	MADLALA HADIO IRENE	MQATSHENI	15	109.715	16.4572	126.1722
265	Dr Nkosazana Zuma Municipality	7444940853	DUMA MANDLENKOSI LINDA	MQATSHENI	15	109.715	16.4572	126.1722
266	Dr Nkosazana Zuma Municipality	7454045380	DLAMINI BHEKI	TRADITIONAL HOUSE	15	109.715	16.4572	126.1722
267	Dr Nkosazana Zuma Municipality	7457727001	MIYA NTANTI	MHLANGENI UNDERBERG KZN	15	109.715	16.4572	126.1722
268	Dr Nkosazana Zuma Municipality	7457727001	MIYA NTANTI	MHLANGENI UNDERBERG KZN	15	109.715	16.4572	126.1722
269	Dr Nkosazana Zuma Municipality	7478565361	MKHULISE NONYAMEZELO EVELYN	SIZANENJANA KWABUTHO S1 UNDERBERG	15	109.715	16.4572	126.1722
270	Dr Nkosazana Zuma Municipality	7488290251	MTHEMBU SWELENI DUMAZILE	KZN OU	15	109.715	16.4572	126.1722
271	Dr Nkosazana Zuma Municipality	7490702306	DAWE NOMATHEMBA REGINA	SANDANEZWE RICHMOND KZN	15	109.715	16.4572	126.1722
272	Dr Nkosazana Zuma Municipality	7490909275	XABA FUNANI	TARS VALLEY CREIGHTON KZN	15	109.715	16.4572	126.1722
273	Dr Nkosazana Zuma Municipality	7518881787	MNDALI HAWUKILE ANNIE	AMAKUZA UNDERBURG KZN	15	109.715	16.4572	126.1722
274	Dr Nkosazana Zuma Municipality	7519013679	NTSHIZA MOZO LENA	AMAKUZA UNDERBURG KZN	15	109.715	16.4572	126.1722
275	Dr Nkosazana Zuma Municipality	7528705064	MAY BUSISIWE BEAUTY	AMAKUZA UNDERBURG KZN	15	109.715	16.4572	126.1722
276	Dr Nkosazana Zuma Municipality	7536183412	SHOBA BALO BATHULISE	AMAKUZA UNDERBURG KZN	15	109.715	16.4572	126.1722
277	Dr Nkosazana Zuma Municipality	7551768027	VICTOR ZONDI	AMAKUZA S1 KZN OU	15	109.715	16.4572	126.1722
278	Dr Nkosazana Zuma Municipality	7570364259	DLAMINI CRESSENTIA BUZANI	AMAKHUZE UNDERBURG KZN	15	109.715	16.4572	126.1722
279	Dr Nkosazana Zuma Municipality	7584206383	SONDEZI ESTHER	AMAKUZA UNDERBURG KZN	15	109.715	16.4572	126.1722
280	Dr Nkosazana Zuma Municipality	7592362192	CHAGWE BHUNGU ALFOS	AMAKUZA UNDERBURG KZN	15	109.715	16.4572	126.1722
281	Dr Nkosazana Zuma Municipality	7593356008	MAGUBANE FIKILE ROSEMARY	SANDANEZWE RICHMOND KZN	15	109.715	16.4572	126.1722
282	Dr Nkosazana Zuma Municipality	7597951566	XABA THOKOZANI	HLANGANANI 4 UNDERBERG KZN	15	109.715	16.4572	126.1722
283	Dr Nkosazana Zuma Municipality	7626999374	PHUNGULA PAULUS	AMAKUZA UNDERBURG KZN	15	109.715	16.4572	126.1722
284	Dr Nkosazana Zuma Municipality	7657281732	KHANYILE GLORIA	AMAKUZA UNDERBURG KZN	15	109.715	16.4572	126.1722
285	Dr Nkosazana Zuma Municipality	7664958818	SHOBA DELANI	AMAKUZA UNDERBURG KZN	15	109.715	16.4572	126.1722
286	Dr Nkosazana Zuma Municipality	7665062437	SHOBA MKHUZENI AARON	AMAKUZA UNDERBURG KZN	15	109.715	16.4572	126.1722
287	Dr Nkosazana Zuma Municipality	7687813734	NOBTSHELA MBULELO	KILMUN	15	109.715	16.4572	126.1722
288	Dr Nkosazana Zuma Municipality	7688747090	MTOLO MZAMANI	KILMUN NEAR MADWALENI HALL	15	109.715	16.4572	126.1722
289	Dr Nkosazana Zuma Municipality	7691608139	DLAMINI BONGEKILE	KILMUN	15	109.715	16.4572	126.1722
290	Dr Nkosazana Zuma Municipality	7697101599	MAGOSO BABHEKILE CORNELIA	AMAKUZA UNDERBURG KZN	15	109.715	16.4572	126.1722
291	Dr Nkosazana Zuma Municipality	7702103343	BAWINILE MAGUBANE	AMAKUZA KILMUN S1 UNDERBURG CNC	15	109.715	16.4572	126.1722
292	Dr Nkosazana Zuma Municipality	7702365967	BAZIMILE ZIKODE	AMAKUZA KILMUN S1 UNDERBURG CNC	15	109.715	16.4572	126.1722
293	Dr Nkosazana Zuma Municipality	7703137585	NDABAKHE MADELA ZIKODE	AMAKUZA KILMUN S1 UNDERBURG CNC	15	109.715	16.4572	126.1722
294	Dr Nkosazana Zuma Municipality	7705486832	MARY THULELENI MBANJWA	AMAKUZA KILMUN S1 UNDERBURG CNC	15	109.715	16.4572	126.1722
295	Dr Nkosazana Zuma Municipality	7706042372	BUKISILE ZIKODE	AMAKUZA KILMUN S1 UNDERBERG CNC	15	109.715	16.4572	126.1722
296	Dr Nkosazana Zuma Municipality	7710033919	TSHEZI ANGELICUS	KZN OU	15	109.715	16.4572	126.1722
297	Dr Nkosazana Zuma Municipality	7711720452	HLENGIWE ZIKODE	AMAKUZA KILMUN S1 UNDERBERG CNC	15	109.715	16.4572	126.1722
298	Dr Nkosazana Zuma Municipality	7719127422	GAMEDDE ESTHER	KZN OU	15	109.715	16.4572	126.1722
299	Dr Nkosazana Zuma Municipality	7719872777	SHOBA PHINDILE	TRADITIONAL HOUSE	15	109.715	16.4572	126.1722
300	Dr Nkosazana Zuma Municipality	7719985994	ZININGI NZIMANDE	KILMUN	15	109.715	16.4572	126.1722
301	Dr Nkosazana Zuma Municipality	7722398190	MATABANE ISAYA ZIKODE	AMAKUZA KILMUN S1 UNDERBERG CNC	15	109.715	16.4572	126.1722
				KZN OU	15	109.715	16.4572	126.1722

302	Dr Nkosazana Zuma Municipality	7723310438	NOMATHEMBA MNDALI	AMAKUZA KILMUN S1 UNDERBERG CNC KZN OU	15	109.715	16.4572	126.1722
303	Dr Nkosazana Zuma Municipality	7725623963	NTOMBIZODWA BEATA SOSIBO	AMAKUZA KILMUN S1 UNDERBERG CNC KZN OU	15	109.715	16.4572	126.1722
304	Dr Nkosazana Zuma Municipality	7726142580	THANDEKA SABELA	AMAKUZA KILMUN S1 UNDERBERG CNC KZN OU	15	109.715	16.4572	126.1722
305	Dr Nkosazana Zuma Municipality	7727907162	BHEKILIFA MKHIZE	AMAKUZA KILMUN S1 UNDERBERG CNC KZN OU	15	109.715	16.4572	126.1722
306	Dr Nkosazana Zuma Municipality	7727907162	BHEKILIFA MKHIZE	AMAKUZA KILMUN S1 UNDERBERG CNC KZN OU	15	109.715	16.4572	126.1722
307	Dr Nkosazana Zuma Municipality	7736693481	ZIKODE THEMBENI	KILMUN	15	109.715	16.4572	126.1722
308	Dr Nkosazana Zuma Municipality	7755989664	SHOBA BACUPHILE	KILMUN	15	109.715	16.4572	126.1722
309	Dr Nkosazana Zuma Municipality	7756625239	MLITHWA BONGUMUSA	KILMUN	15	109.715	16.4572	126.1722
310	Dr Nkosazana Zuma Municipality	7757952637	SHOBA BAHEKILE	KILMUN	15	109.715	16.4572	126.1722
311	Dr Nkosazana Zuma Municipality	7765602483	YAMA CONRAD BEKANI	AMAKUZA UNDERBURG KZN	15	109.715	16.4572	126.1722
312	Dr Nkosazana Zuma Municipality	7770475034	MJWARA NOSANDE	KILMUN	15	109.715	16.4572	126.1722
313	Dr Nkosazana Zuma Municipality	7773886084	SOKHELA ZININGI LENA	AMAQADI NCWADI DEEPDALE S1 HOWICK KZN OU	15	109.715	16.4572	126.1722
314	Dr Nkosazana Zuma Municipality	7783113110	MKIZE HLUPHEKILE MARTHA	AMAQADI NCWADI DEEPDALE S1 HOWICK KZN OU	15	109.715	16.4572	126.1722
315	Dr Nkosazana Zuma Municipality	7783404410	DLAMINI JABULILE JACQUELINE	AMAKHUZE UNDERBURG KZN	15	109.715	16.4572	126.1722
316	Dr Nkosazana Zuma Municipality	7785169584	KHAMBULE KHUPHIKANI WILLISON	NKELEBANTWANA UNDERBERG KZN	15	109.715	16.4572	126.1722
317	Dr Nkosazana Zuma Municipality	7787911576	KHANYILE THOKOZILE	MADWALENI UNDERBERG KZN	15	109.715	16.4572	126.1722
318	Dr Nkosazana Zuma Municipality	7788541499	MNGUNI NANA	NOMHOJANA UNDERBERG KZN	15	109.715	16.4572	126.1722
319	Dr Nkosazana Zuma Municipality	7794420382	XABA ROBERT	TRADITIONAL HOUSE	15	109.715	16.4572	126.1722
320	Dr Nkosazana Zuma Municipality	7794823769	MIYA NTOMBITANKE	KILMUN	15	109.715	16.4572	126.1722
321	Dr Nkosazana Zuma Municipality	7810587712	NZIMANDE NOZIPH O CATHRINE	AMAKHUZE UNDERBURG KZN	15	109.715	16.4572	126.1722
322	Dr Nkosazana Zuma Municipality	7813831654	MIYA NOMUSA	PITELE UNDERBERG KZN	15	109.715	16.4572	126.1722
323	Dr Nkosazana Zuma Municipality	7814453262	NTSHIZA HEZEKIA	KILMUN	15	109.715	16.4572	126.1722
324	Dr Nkosazana Zuma Municipality	7816155991	KHOZI NOBUHLE MILDRED	HLANGANANI 4 UNDERBERG KZN	15	109.715	16.4572	126.1722
325	Dr Nkosazana Zuma Municipality	7821768016	DLAMINI MANINGI	AMAKHUZE UNDERBURG KZN	15	109.715	16.4572	126.1722
326	Dr Nkosazana Zuma Municipality	7827919164	NTSHANGASE SANDILE	HLANGANANI 4 UNDERBERG KZN	15	109.715	16.4572	126.1722
327	Dr Nkosazana Zuma Municipality	7830132925	DLAMINI RAPHEAL SIBONGISENI	HLANGANANI 4 UNDERBERG KZN	15	109.715	16.4572	126.1722
328	Dr Nkosazana Zuma Municipality	7830840059	MADUNA PHUMOWAKHE	Traditional house	15	109.715	16.4572	126.1722
329	Dr Nkosazana Zuma Municipality	7833930968	MNDALA NONKUMBANE	KILMUN	15	109.715	16.4572	126.1722
330	Dr Nkosazana Zuma Municipality	7837637551	MAJOZI MIRRIAM PHILISIWE	AMAKHUZE UNDERBURG KZN	15	109.715	16.4572	126.1722
331	Dr Nkosazana Zuma Municipality	7839796883	DLAMINI THOLAKELE	HLANGANANI 4 UNDERBERG KZN	15	109.715	16.4572	126.1722
332	Dr Nkosazana Zuma Municipality	7840305119	DLAMINI NKOSIYENZILE PHIDELIS	HLANGANANI 4 UNDERBERG KZN	15	109.715	16.4572	126.1722
333	Dr Nkosazana Zuma Municipality	7840388442	DLAMINI DELISILE FLORENCE	HLANGANANI 4 UNDERBERG KZN	15	109.715	16.4572	126.1722
334	Dr Nkosazana Zuma Municipality	7841429704	MNCWABE BAZAMILE AGNES	HLANGANANI 4 UNDERBERG KZN	15	109.715	16.4572	126.1722
335	Dr Nkosazana Zuma Municipality	7842330654	CAGWE NOCICIYELO VICTORIA	AMAKHUZE UNDERBURG KZN	15	109.715	16.4572	126.1722
336	Dr Nkosazana Zuma Municipality	7844033065	SHOBA BASUKILE	KILMUN	15	109.715	16.4572	126.1722
337	Dr Nkosazana Zuma Municipality	7844960563	DLAMINI KHUMBULANI JIMSON	HLANGANANI 4 UNDERBERG KZN	15	109.715	16.4572	126.1722
338	Dr Nkosazana Zuma Municipality	7845075376	DLAMINI BUSISIWE DOLLY	HLANGANANI 4 UNDERBERG KZN	15	109.715	16.4572	126.1722
339	Dr Nkosazana Zuma Municipality	7845159595	MBANUWA ESTHER MANUNU	HLANGANANI 4 UNDERBERG KZN	15	109.715	16.4572	126.1722
340	Dr Nkosazana Zuma Municipality	7845569970	DLAMINI NTSHIDANE HOWARD	HLANGANANI 4 UNDERBERG KZN	15	109.715	16.4572	126.1722
341	Dr Nkosazana Zuma Municipality	7846451768	NYIDE MZANDI BUYELEPHI	HLANGANANI 4 UNDERBERG KZN	15	109.715	16.4572	126.1722
342	Dr Nkosazana Zuma Municipality	7847302081	DLAMINI GALUNA	HLANGANANI 4 UNDERBERG KZN	15	109.715	16.4572	126.1722
343	Dr Nkosazana Zuma Municipality	7848860320	DLAMINI BAKHIPHILE CLEMENTINA	HLANGANANI 4 UNDERBERG KZN	15	109.715	16.4572	126.1722
344	Dr Nkosazana Zuma Municipality	7849066688	GAZU MZONDENI FANA	AMAKHUZE UNDERBURG KZN	15	109.715	16.4572	126.1722
345	Dr Nkosazana Zuma Municipality	7850747000	MNGUNI BAWINILE WINNIFRIEDA	AMAKHUZE UNDERBURG KZN	15	109.715	16.4572	126.1722
346	Dr Nkosazana Zuma Municipality	7852285607	DLAMINI GEZIZWE MZIKAYISE	HLANGANANI 4 UNDERBERG KZN	15	109.715	16.4572	126.1722

347 Dr Nkosazana Zuma Municipality	7856156657 MBELU ANTO M	STOFFELTON IMPENDLE KZN	15	109.715	16.4572	126.1722
348 Dr Nkosazana Zuma Municipality	7858136734 MBAMBO LO	HLANGANANI 4 UNDERBERG KZN AMAQADI NCWADI DEEPDALE S1 HOWICK KZN OU	15	109.715	16.4572	126.1722
349 Dr Nkosazana Zuma Municipality	7862051870 CHONCO JABULILE VICTORIA	KILMUN	15	109.715	16.4572	126.1722
350 Dr Nkosazana Zuma Municipality	7863705637 ZONDI MZONJANA	KILMUN	15	109.715	16.4572	126.1722
351 Dr Nkosazana Zuma Municipality	7863898508 MTOLO BUYISIWE	KILMUN	15	109.715	16.4572	126.1722
352 Dr Nkosazana Zuma Municipality	7878573733 MTOLO ROSINA	KILMUN	15	109.715	16.4572	126.1722
353 Dr Nkosazana Zuma Municipality	7884574137 DLAMINI PRINCESS ZITHELILE	AMAKHUZE UNDERBURG KZN	15	109.715	16.4572	126.1722
354 Dr Nkosazana Zuma Municipality	7901765654 MTOLO NANA	KILMUN	15	109.715	16.4572	126.1722
355 Dr Nkosazana Zuma Municipality	7903459924 NTSHIZA DUDUZILE	KILMUN	15	109.715	16.4572	126.1722
356 Dr Nkosazana Zuma Municipality	7906175256 MADUNA VUTSIPHELELE	HLANGANANI S1 IXOPO KZN OU	15	109.715	16.4572	126.1722
357 Dr Nkosazana Zuma Municipality	7909742327 DLAMINI NICHOLAS MABHUBHE	AMAKHUZE UNDERBURG KZN	15	109.715	16.4572	126.1722
358 Dr Nkosazana Zuma Municipality	7910585852 MTHEMBU NTOMBIKHONA	AMAKHUZE UNDERBURG KZN	15	109.715	16.4572	126.1722
359 Dr Nkosazana Zuma Municipality	7914031784 MKHIZE SHUMISILE	KILMUN	15	109.715	16.4572	126.1722
360 Dr Nkosazana Zuma Municipality	7915004068 DLAMINI XOLILE	AMAKHUZE UNDERBURG KZN	15	109.715	16.4572	126.1722
361 Dr Nkosazana Zuma Municipality	7916078574 NZIMANDE MAPHAKATHI ANDREAS	AMAKHUZE UNDERBURG KZN	15	109.715	16.4572	126.1722
362 Dr Nkosazana Zuma Municipality	7921387102 MNGUNI FIKEPHI	KILMUN	15	109.715	16.4572	126.1722
363 Dr Nkosazana Zuma Municipality	7945230240 BHENGU NONHLANHLA	KILMUN	15	109.715	16.4572	126.1722
364 Dr Nkosazana Zuma Municipality	7954744231 MNGUNI IDA	KILMUN	15	109.715	16.4572	126.1722
365 Dr Nkosazana Zuma Municipality	7955156615 MNGUNI BADELISILE	KILMUN	15	109.715	16.4572	126.1722
366 Dr Nkosazana Zuma Municipality	7955866349 ZONDI NOMQANELO	QULASHE UNDERBURG KZN	15	109.715	16.4572	126.1722
367 Dr Nkosazana Zuma Municipality	7959170316 DLANI PATRICIA	KILMUN	15	109.715	16.4572	126.1722
368 Dr Nkosazana Zuma Municipality	7959324946 MNGUNI SIZABANI	KILMUN	15	109.715	16.4572	126.1722
369 Dr Nkosazana Zuma Municipality	7974998476 MTHEMBU MSHIYENI	KILMUN	15	109.715	16.4572	126.1722
370 Dr Nkosazana Zuma Municipality	7978029952 SHELEMBE MANDLENKOSI ROBENS	SHARP LOCATION NEXT TO DLANGANI H SCHOOL	15	109.715	16.4572	126.1722
371 Dr Nkosazana Zuma Municipality	7984813879 XABA NJABULO MOSES	CORINTH S1 IXOPO KZN OU	15	109.715	16.4572	126.1722
372 Dr Nkosazana Zuma Municipality	7989141005 DLAMINI HLEZIPHI GEORINA	SUN CITY BULWER PMB KZN	15	109.715	16.4572	126.1722
373 Dr Nkosazana Zuma Municipality	8015582010 MKHIZE THEMBANI	Brick House	15	109.715	16.4572	126.1722
374 Dr Nkosazana Zuma Municipality	8033396224 DLAMINI BABAZIVI MARRIET	AMAKHUZE UNDERBURG KZN	15	109.715	16.4572	126.1722
375 Dr Nkosazana Zuma Municipality	8039318147 JAMA MUNTU PHIKISILE	SUN CITY BULWER PMB KZN	15	109.715	16.4572	126.1722
376 Dr Nkosazana Zuma Municipality	8047515970 MEMELA MUSAWENKOSI GOODMAN NKWEZELA S1 UNDERBERG KZN OU	AMAKHUZE UNDERBURG KZN	15	109.715	16.4572	126.1722
377 Dr Nkosazana Zuma Municipality	8049738991 DLAMINI MTHEKU MEDRINA	NKWEZELA	15	109.715	16.4572	126.1722
378 Dr Nkosazana Zuma Municipality	8052137419 MEMELA MZOMUNYE	Brick House	15	109.715	16.4572	126.1722
379 Dr Nkosazana Zuma Municipality	8060740335 NZIMANE N	SUN CITY BULWER PMB KZN	15	109.715	16.4572	126.1722
380 Dr Nkosazana Zuma Municipality	8063818312 CHULE THANDI BETREACE	Traditional house	15	109.715	16.4572	126.1722
381 Dr Nkosazana Zuma Municipality	8066280817 LUKHOZI NOKUZOLA	NKWEZELA S1 UNDERBERG KZN OU	15	109.715	16.4572	126.1722
382 Dr Nkosazana Zuma Municipality	8068632650 MTHEMBU MUSAWENKOSI DISMAS	NKWEZELA S1 UNDERBERG KZN OU	15	109.715	16.4572	126.1722
383 Dr Nkosazana Zuma Municipality	8070077676 RADEBE BAZINI CONSTANCE	SUN CITY BULWER PMB KZN	15	109.715	16.4572	126.1722
384 Dr Nkosazana Zuma Municipality	8078687152 MEMELA PHILISIWE MATHOTHLO	SUN CITY BULWER PMB KZN	15	109.715	16.4572	126.1722
385 Dr Nkosazana Zuma Municipality	8088273987 DUMAKUDE KINKI PHYLLIS	SUN CITY BULWER PMB KZN	15	109.715	16.4572	126.1722
386 Dr Nkosazana Zuma Municipality	8088649799 XULU ANNALETIA LINDIWE	SINKONKONKO UNDERBERG KZN OU	15	109.715	16.4572	126.1722
387 Dr Nkosazana Zuma Municipality	8089093252 MEMELA MZAMANI MZOMUNI	NKWEZELA S1 UNDERBERG KZN OU	15	109.715	16.4572	126.1722
388 Dr Nkosazana Zuma Municipality	8089856972 DUMA DUMAZILE	SUN CITY BULWER PMB KZN	15	109.715	16.4572	126.1722
389 Dr Nkosazana Zuma Municipality	8096816682 MTOLO GCINIZIWE PHILIPH	SUN CITY BULWER PMB KZN	15	109.715	16.4572	126.1722
390 Dr Nkosazana Zuma Municipality	8099557418 KUBONE NTOMBIZA ANNETTA	SUN CITY BULWER PMB KZN	15	109.715	16.4572	126.1722
391 Dr Nkosazana Zuma Municipality	8108222029 MNGUNI MANDLENKOSI PETROS	AMAKHUZE UNDERBERG KZN OU	15	109.715	16.4572	126.1722
392 Dr Nkosazana Zuma Municipality	8108317972 MBANJWA PHUMELELE MARIA	AMAKHUZE UNDERBERG KZN OU	15	109.715	16.4572	126.1722
393 Dr Nkosazana Zuma Municipality	8108412297 MAKHANYA IRENE	TRADITIONAL HOUSE	15	109.715	16.4572	126.1722
394 Dr Nkosazana Zuma Municipality	8110475086 ZIKODE SOLOMON	AMAKHUZE UNDERBERG KZN OU	15	109.715	16.4572	126.1722
395 Dr Nkosazana Zuma Municipality	8110824022 JAMA NELISIWE	AMAKHUZE UNDERBERG KZN OU	15	109.715	16.4572	126.1722
396 Dr Nkosazana Zuma Municipality	8111016374 MBANJWA THOBILE	AMAKHUZE UNDERBERG KZN OU	15	109.715	16.4572	126.1722

397	Dr Nkosazana Zuma Municipality	8112299974	DLAMINI NTOMBIFUTHI PRISCA	AMAKHUZE UNDERBERG KZN OU	15	109.715	16.4572	126.1722
398	Dr Nkosazana Zuma Municipality	8112313238	DUMA MFANELO	AMAKHUZE UNDERBERG KZN OU	15	109.715	16.4572	126.1722
399	Dr Nkosazana Zuma Municipality	8112475624	MKHIZE LUCTRETIA ZEKELANI	AMAKUZA UNDERBURG KZN	15	109.715	16.4572	126.1722
400	Dr Nkosazana Zuma Municipality	8112742102	MNGUNI QINLENI PAULINA	AMAKHUZE UNDERBERG KZN OU	15	109.715	16.4572	126.1722
401	Dr Nkosazana Zuma Municipality	8113120897	MNGUNI NONKULEKO ELIZABETH	AMAKHUZE UNDERBERG KZN OU	15	109.715	16.4572	126.1722
402	Dr Nkosazana Zuma Municipality	8113272309	SIBISI NGENZENI DORIS	AMAKHUZE UNDERBERG KZN OU	15	109.715	16.4572	126.1722
403	Dr Nkosazana Zuma Municipality	8113308253	MKHIZE MABHUE	AMAKHUZE UNDERBERG KZN OU	15	109.715	16.4572	126.1722
404	Dr Nkosazana Zuma Municipality	8114010481	NZIMANDE ZANELE	AMAKHUZE UNDERBERG KZN OU	15	109.715	16.4572	126.1722
405	Dr Nkosazana Zuma Municipality	8114034425	MNGUNI FULASHILE BUSISIWE	AMAKHUZE UNDERBERG KZN OU	15	109.715	16.4572	126.1722
406	Dr Nkosazana Zuma Municipality	8114447724	MAJOZI BUSISIWE	SINKONKONKO UNDERBERG KZN OU	15	109.715	16.4572	126.1722
407	Dr Nkosazana Zuma Municipality	8114566960	NZIMANDE VELAZEKE	AMAKHUZE UNDERBERG KZN OU	15	109.715	16.4572	126.1722
408	Dr Nkosazana Zuma Municipality	8115836914	MNGUNI NONTOKOZO PROMISE	AMAKHUZE UNDERBERG KZN OU	15	109.715	16.4572	126.1722
409	Dr Nkosazana Zuma Municipality	8116068851	MNGUNI SABANI NOBUHLE	AMAKHUZE UNDERBERG KZN OU	15	109.715	16.4572	126.1722
410	Dr Nkosazana Zuma Municipality	8117324455	MBANUWA THABISILE VERONICA	AMAKHUZE UNDERBERG KZN OU	15	109.715	16.4572	126.1722
411	Dr Nkosazana Zuma Municipality	8118274508	MNGUNI NONDUMISO	AMAKHUZE UNDERBERG KZN OU	15	109.715	16.4572	126.1722
412	Dr Nkosazana Zuma Municipality	8121596273	ZWELIBI TOBIAS SHOBA	AMAKHUZE UNDERBERG KZN OU	15	109.715	16.4572	126.1722
413	Dr Nkosazana Zuma Municipality	8122775222	NDLOVU PHUMZILE ANNASTASIA	SINKONKONKO UNDERBERG KZN OU	15	109.715	16.4572	126.1722
414	Dr Nkosazana Zuma Municipality	8124135837	MQANJELWA MUSAWENTOM MNCW	AMAKHUZE UNDERBERG KZN OU	15	109.715	16.4572	126.1722
415	Dr Nkosazana Zuma Municipality	8124496983	PHUNGULA NELISWE QUEENET	AMAKUZA UNDERBURG KZN	15	109.715	16.4572	126.1722
416	Dr Nkosazana Zuma Municipality	8124871874	DAYIDA BADELISE SHOBA	AMAKHUZE UNDERBERG KZN OU	15	109.715	16.4572	126.1722
417	Dr Nkosazana Zuma Municipality	8125054528	ELIZABETH NQOLWANE SHOBA	AMAKHUZE UNDERBERG KZN OU	15	109.715	16.4572	126.1722
418	Dr Nkosazana Zuma Municipality	8126902767	NOBUHLE JAMA	AMAKHUZE UNDERBERG KZN OU	15	109.715	16.4572	126.1722
419	Dr Nkosazana Zuma Municipality	8129356394	PHUNGULA HLULISILE ROSALIA	AMAKUZA UNDERBURG KZN	15	109.715	16.4572	126.1722
420	Dr Nkosazana Zuma Municipality	8129390844	QHAMUKA SHOBA	AMAKHUZE UNDERBERG KZN OU	15	109.715	16.4572	126.1722
421	Dr Nkosazana Zuma Municipality	8130652191	LINDWE SNQO SHOBA	AMAKHUZE UNDERBERG KZN OU	15	109.715	16.4572	126.1722
422	Dr Nkosazana Zuma Municipality	8131579480	SHOBA BADUBILE CATHRINA	AMAKHUZE UNDERBERG KZN OU	15	109.715	16.4572	126.1722
423	Dr Nkosazana Zuma Municipality	8131754892	DLAMINI THOBKILE VENENCIA	AMAKHUZE UNDERBURG KZN	15	109.715	16.4572	126.1722
424	Dr Nkosazana Zuma Municipality	8132381310	KHANYEZI THULISILE SIBONGILE	AMAKHUZE UNDERBERG KZN OU	15	109.715	16.4572	126.1722
425	Dr Nkosazana Zuma Municipality	8132634540	MTOLO HLEZIPIHI HAPPINESS	AMAKHUZE UNDERBERG KZN OU	15	109.715	16.4572	126.1722
426	Dr Nkosazana Zuma Municipality	8132764199	SHOBA DOTOMBA MASHU	AMAKHUZE UNDERBERG KZN OU	15	109.715	16.4572	126.1722
427	Dr Nkosazana Zuma Municipality	8134302665	SHOBA ZIBONELE LOYI	AMAKHUZE UNDERBERG KZN OU	15	109.715	16.4572	126.1722
428	Dr Nkosazana Zuma Municipality	8134675486	NZIMANDE ZANELE	AMAKHUZE UNDERBERG KZN OU	15	109.715	16.4572	126.1722
429	Dr Nkosazana Zuma Municipality	8134962784	DLAMINI SIBONGILE CONSTANCE	AMAKHUZE UNDERBERG KZN OU	15	109.715	16.4572	126.1722
430	Dr Nkosazana Zuma Municipality	8135914108	MBELU LEONARD THISELA	PEVENSY UNERBERG KZN	15	109.715	16.4572	126.1722
431	Dr Nkosazana Zuma Municipality	8136185613	SHOBA SIBONGISENI	AMAKHUZE UNDERBERG KZN OU	15	109.715	16.4572	126.1722
432	Dr Nkosazana Zuma Municipality	8138860118	PHUNGULA THEMBSISILE	AMAKUZA UNDERBURG KZN	15	109.715	16.4572	126.1722
433	Dr Nkosazana Zuma Municipality	8142288579	DLAMINI BADINGILE THUSHUZA	AMAKHUZE UNDERBURG KZN	15	109.715	16.4572	126.1722
434	Dr Nkosazana Zuma Municipality	8144531132	SHOBA MGOBO	AMAKUZA UNDERBURG KZN	15	109.715	16.4572	126.1722
435	Dr Nkosazana Zuma Municipality	8148358117	MOLEFE SOBHOLENYONI D	STOFFELTON IMPENDLE KZN	15	109.715	16.4572	126.1722
436	Dr Nkosazana Zuma Municipality	8148867062	SHOBA BHEKISISA PAULUS	AMAKUZA UNDERBURG KZN	15	109.715	16.4572	126.1722
437	Dr Nkosazana Zuma Municipality	8156696384	SHOBA MFANISENI THERUS	AMAKUZA UNDERBURG KZN	15	109.715	16.4572	126.1722
438	Dr Nkosazana Zuma Municipality	8167992211	SHOBA BHOYI GEDION	AMAKUZA UNDERBURG KZN	15	109.715	16.4572	126.1722
439	Dr Nkosazana Zuma Municipality	8172354941	SOSIBO SIBONGILE PERCIFIC	AMAKHUZE UNDERBURG KZN	15	109.715	16.4572	126.1722
440	Dr Nkosazana Zuma Municipality	8184927892	LANGA BUYISILE PAULINE	AMAKHUZE UNDERBURG KZN	15	109.715	16.4572	126.1722
441	Dr Nkosazana Zuma Municipality	8186139660	DLAMINI BONISIWE	AMAKHUZE UNDERBURG KZN	15	109.715	16.4572	126.1722
442	Dr Nkosazana Zuma Municipality	8187848813	SABELA PHIKISILE BADUMISE	AMAKUZA UNDERBURG KZN	15	109.715	16.4572	126.1722
443	Dr Nkosazana Zuma Municipality	8191834035	TSHOBA DOTI RICHARD	Traditional	15	109.715	16.4572	126.1722
444	Dr Nkosazana Zuma Municipality	8197836695	KHUMALO NTOMBIYONKE	AMAKUZA UNDERBURG KZN	15	109.715	16.4572	126.1722
445	Dr Nkosazana Zuma Municipality	8202564090	MBANUWA THULISILE ANNACLETA	AMAKHUZE UNDERBURG KZN	15	109.715	16.4572	126.1722
446	Dr Nkosazana Zuma Municipality	8205926963	DLAMINI BALUNGILE	AMAKHUZE UNDERBURG KZN	15	109.715	16.4572	126.1722
447	Dr Nkosazana Zuma Municipality	8208209841	MTHEMBU SANELISWE CORNELIA	AMAKHUZE UNDERBURG KZN	15	109.715	16.4572	126.1722
448	Dr Nkosazana Zuma Municipality	8221023170	KHWELA EUGENIA NONTOKOZO	TRANSOFRMER ZONE PBT25	15	109.715	16.4572	126.1722

449	Dr Nkosazana Zuma Municipality	8228240242	MNCWABE FRANCIS MBONGENI	Traditional	15	109 715	16 4572	126 1722
450	Dr Nkosazana Zuma Municipality	8228432737	MVUMBU SNANAZANA CLEMENTINE	AMAKUZA UNDERBURG KZN	15	109 715	16 4572	126 1722
451	Dr Nkosazana Zuma Municipality	8235428699	NXELE THOBILE EUNICE	AMAKHUZE UNDERBURG KZN	15	109 715	16 4572	126 1722
452	Dr Nkosazana Zuma Municipality	8249354124	LINDA HLANGANANI MOSES	AMAKUZA S1 UNDERBERG KZN OU	15	109 715	16 4572	126 1722
453	Dr Nkosazana Zuma Municipality	8249354124	LINDA HLANGANANI MOSES	AMAKUZA S1 UNDERBERG KZN OU	15	109 715	16 4572	126 1722
454	Dr Nkosazana Zuma Municipality	8252445231	SHEZI PIKOLANA FIKLEPHI	AMAKUZA S1 UNDERBERG KZN OU	15	109 715	16 4572	126 1722
455	Dr Nkosazana Zuma Municipality	8260273598	NZIMANDE TSHENGISILE CATHRYNE	AMAKUZA UNDERBURG KZN	15	109 715	16 4572	126 1722
456	Dr Nkosazana Zuma Municipality	8261947175	KHANYILE SIZAKELE CHRISTINIA	AMAKUZA UNDERBURG KZN	15	109 715	16 4572	126 1722
457	Dr Nkosazana Zuma Municipality	8280721671	MNGUNI LUNGISILE	AMAKHUZE UNDERBURG KZN	15	109 715	16 4572	126 1722
458	Dr Nkosazana Zuma Municipality	8294301373	JAMA KHULEKANI	AMAKUZA S1 UNDERBURG KZN	15	109 715	16 4572	126 1722
459	Dr Nkosazana Zuma Municipality	8296444504	DLAMINI MLUNGISENI PETROS	AMAKUZA S1 UNDERBERG KZN OU	15	109 715	16 4572	126 1722
460	Dr Nkosazana Zuma Municipality	8297321574	MNGUNI MANAKAZI VENENCIA	AMAKUZA S1 UNDERBERG KZN OU	15	109 715	16 4572	126 1722
461	Dr Nkosazana Zuma Municipality	8298772649	JAMA ZAMEKILE MARIA	AMAKUZA S1 UNDERBERG KZN OU	15	109 715	16 4572	126 1722
462	Dr Nkosazana Zuma Municipality	8303398240	MNGUNI NPHOSI NTOMBIFUTHI	AMAKUZA S1 UNDERBERG KZN OU	15	109 715	16 4572	126 1722
463	Dr Nkosazana Zuma Municipality	8304572461	LINDA TSHAYAZANE	AMAKUZA S1 UNDERBERG KZN OU	15	109 715	16 4572	126 1722
464	Dr Nkosazana Zuma Municipality	8309189642	LINDA SBONGISENI	AMAKUZA S1 UNDERBERG KZN OU	15	109 715	16 4572	126 1722
465	Dr Nkosazana Zuma Municipality	8312438043	ZUMA KHUMBUZILE	Brck House	15	109 715	16 4572	126 1722
466	Dr Nkosazana Zuma Municipality	8315000775	DLAMINI NOKUTHULA ZANDILE	AMAKUZA S1 UNDERBERG KZN OU	15	109 715	16 4572	126 1722
467	Dr Nkosazana Zuma Municipality	8315119266	LINDA LINDILENI EVELYN	AMAKUZA S1 UNDERBERG KZN OU	15	109 715	16 4572	126 1722
468	Dr Nkosazana Zuma Municipality	8326168756	ZUMA PRINCES BONISILE	AMAKUZA S1 UNDERBERG KZN OU	15	109 715	16 4572	126 1722
469	Dr Nkosazana Zuma Municipality	8326726251	ZUMA NOMATHEMBA HOMISTA	AMAKUZA S1 UNDERBERG KZN OU	15	109 715	16 4572	126 1722
470	Dr Nkosazana Zuma Municipality	8328766972	MBATHA SIZENI MAGAGRET	AMAKUZA S1 UNDERBERG KZN OU	15	109 715	16 4572	126 1722
471	Dr Nkosazana Zuma Municipality	8329618663	CEBEKHULU THENJUWE SLYVIA	AMAKUZA S1 UNDERBERG KZN OU	15	109 715	16 4572	126 1722
472	Dr Nkosazana Zuma Municipality	8333551455	KHATI NOMAYE	TRADITIONAL HOUSE	15	109 715	16 4572	126 1722
473	Dr Nkosazana Zuma Municipality	8340240838	DLAMINI BUSELAPHI	UNDERBERG CNC	15	109 715	16 4572	126 1722
474	Dr Nkosazana Zuma Municipality	8340440249	SHEZI NOMABULAZI CATHRINE	AMAKHUZE UNDERBURG KZN	15	109 715	16 4572	126 1722
475	Dr Nkosazana Zuma Municipality	8343133717	JILI NOKUFIKA JESTER	ENKELEBANTWANA UNDERBERG KZN OU	15	109 715	16 4572	126 1722
476	Dr Nkosazana Zuma Municipality	8343631259	LINDA RITA GHOSILE	AMAKUZA S1 UNDERBURG KZN	15	109 715	16 4572	126 1722
477	Dr Nkosazana Zuma Municipality	8346532788	MBANJWA KHONZEPHI THANDIWE	AMAKUZA S1 UNDERBERG KZN OU	15	109 715	16 4572	126 1722
478	Dr Nkosazana Zuma Municipality	8346551451	LINDA GEZEKILE ANNACLETTA	AMAKUZA S1 UNDERBERG KZN	15	109 715	16 4572	126 1722
479	Dr Nkosazana Zuma Municipality	8354640765	DLAMINI NOMASEKISI LUCRACIA	AMAKUZA UNDERBURG KZN	15	109 715	16 4572	126 1722
480	Dr Nkosazana Zuma Municipality	8354675419	DLAMINI LINDELENI CECELIA	AMAKUZA UNDERBURG KZN	15	109 715	16 4572	126 1722
481	Dr Nkosazana Zuma Municipality	8359689765	PHUNGULA SOKWEPHULA	AMAKUZA UNDERBURG KZN	15	109 715	16 4572	126 1722
482	Dr Nkosazana Zuma Municipality	8362269389	MNCWABE GAVINI SIPHERI	HLANGANANI	15	109 715	16 4572	126 1722
483	Dr Nkosazana Zuma Municipality	8363356521	NGCOBO THOKOZILE	Traditional	15	109 715	16 4572	126 1722
484	Dr Nkosazana Zuma Municipality	8364603916	DLAMINI MANGALISILE NOZUKA	AMAKUZA S1 UNDERBERG KZN OU	15	109 715	16 4572	126 1722
485	Dr Nkosazana Zuma Municipality	8370666479	MJWARA AB	QUEMENI	15	109 715	16 4572	126 1722
486	Dr Nkosazana Zuma Municipality	8371615818	MTHEMBU DELANI KHAYALAKE	AMAKUZA S1 UNDERBERG KZN OU	15	109 715	16 4572	126 1722
487	Dr Nkosazana Zuma Municipality	8374492373	LINDA NHLAKANIPHO	STOFFELTON BROTHENI S1 SOLOKHOLO	15	109 715	16 4572	126 1722
488	Dr Nkosazana Zuma Municipality	8375759185	SOSIBO SIBUSISO	UNDERBERG KZN OU	15	109 715	16 4572	126 1722
489	Dr Nkosazana Zuma Municipality	8377005709	MADONDA NOMSA THOBISILE	STOFFELTON BROTHENI S1 SOLOKHOLO	15	109 715	16 4572	126 1722
490	Dr Nkosazana Zuma Municipality	8379461664	MBANJWA ERNEST LANGELIHLE	UNDERBERG KZN OU	15	109 715	16 4572	126 1722
491	Dr Nkosazana Zuma Municipality	8384251180	NZIMANDE BEZANI	AMAKUZA S1 UNDERBERG KZN OU	15	109 715	16 4572	126 1722
492	Dr Nkosazana Zuma Municipality	8385869614	KUNENE NONHLANHLA ETHEL	AMAKUZA S1 UNDERBERG KZN OU	15	109 715	16 4572	126 1722
493	Dr Nkosazana Zuma Municipality	8387852162	LINDA NOMSEBENZI WINNIFRED	AMAKUZA S1 UNDERBERG KZN OU	15	109 715	16 4572	126 1722
494	Dr Nkosazana Zuma Municipality	8389530659	MBANJWA NONKULULEKO	AMAKUZA S1 UNDERBERG KZN OU	15	109 715	16 4572	126 1722
495	Dr Nkosazana Zuma Municipality	8395253711	BHENGU NOMUSA	UNDERBERG	15	109 715	16 4572	126 1722
496	Dr Nkosazana Zuma Municipality	8396552848	MHLONGO MBONGENI INNOCENT	AMAKUZA S1 UNDERBERG KZN OU	15	109 715	16 4572	126 1722
497	Dr Nkosazana Zuma Municipality	8398108537	MNGUNI LINDENI NORA	AMAKHUZE UNDERBURG KZN	15	109 715	16 4572	126 1722

498	Dr Nkosazana Zuma Municipality	8402828457	DLAMINI NKOSINATHI COSMOS	STOFFELTON BROTHENI S1 SOLOKOHLO	15	109.715	16.4572	126.1722
499	Dr Nkosazana Zuma Municipality	8408905437	MBANJWA NTOMBIZINI DUDUZILE	UNDERBERG KZN OU	15	109.715	16.4572	126.1722
500	Dr Nkosazana Zuma Municipality	8409926048	PHUNGULA ZAKHELE	AMAKUZA S1 UNDERBERG KZN OU	15	109.715	16.4572	126.1722
501	Dr Nkosazana Zuma Municipality	8412407512	PHUNGULA THOKOZANI GRACIA	AMAKUZA S1 UNDERBERG KZN OU	15	109.715	16.4572	126.1722
502	Dr Nkosazana Zuma Municipality	8412572942	NTSHIZA MAKHOSI	AMAKUZA UNDERBURG KZN	15	109.715	16.4572	126.1722
503	Dr Nkosazana Zuma Municipality	8412842511	DLAMINI VUMILE	AMAKUZA S1 UNDERBERG KZN OU	15	109.715	16.4572	126.1722
504	Dr Nkosazana Zuma Municipality	8413431624	KUNENE BABONGILE MONICA	AMAKUZA S1 UNDERBERG KZN OU	15	109.715	16.4572	126.1722
505	Dr Nkosazana Zuma Municipality	8413472717	KUNENE WINILE PROTASIA	AMAKUZA S1 UNDERBERG KZN OU	15	109.715	16.4572	126.1722
506	Dr Nkosazana Zuma Municipality	8414729072	MNCWABE VOVO ERIC	SUN CITY BULWER PMB KZN	15	109.715	16.4572	126.1722
507	Dr Nkosazana Zuma Municipality	8414733002	ZONDI MSIZI SALANUS	AMAKUZA UNDERBURG KZN	15	109.715	16.4572	126.1722
508	Dr Nkosazana Zuma Municipality	8415512017	LINDA THABISA	AMAKUZA S1 UNDERBERG KZN OU	15	109.715	16.4572	126.1722
509	Dr Nkosazana Zuma Municipality	8415815754	MLOTSHWA CATHERINE	Brick House	15	109.715	16.4572	126.1722
510	Dr Nkosazana Zuma Municipality	8419466079	NGCOBO THANDEKI ISAIH	STOFFELTON BROTHENI S1 SOLOKOHLO	15	109.715	16.4572	126.1722
511	Dr Nkosazana Zuma Municipality	8422149462	NGCOBO SEBENZILE	UNDERBERG KZN OU	15	109.715	16.4572	126.1722
512	Dr Nkosazana Zuma Municipality	8422893370	KHUBONE GOODNESS THANDEKA	SUN CITY BULWER PMB KZN	15	109.715	16.4572	126.1722
513	Dr Nkosazana Zuma Municipality	8427299188	KHUBONE MZONGANI	AMAKUZA S1 UNDERBERG KZN OU	15	109.715	16.4572	126.1722
514	Dr Nkosazana Zuma Municipality	8429621309	NTOMBELA KHETHEKILE IREN	STOFFELTON BROTHENI S1 SOLOKOHLO	15	109.715	16.4572	126.1722
515	Dr Nkosazana Zuma Municipality	8434473045	MHLUNGU FIKILE PATRICIA	UNDERBERG KZN OU	15	109.715	16.4572	126.1722
516	Dr Nkosazana Zuma Municipality	8436267161	ZUMA MLAMULI ALFRED	AMAKUZA S1 UNDERBERG KZN OU	15	109.715	16.4572	126.1722
517	Dr Nkosazana Zuma Municipality	8442105770	NKOMO ZOLEKA	Brick House	15	109.715	16.4572	126.1722
518	Dr Nkosazana Zuma Municipality	8453966166	BUTHELEZI NOMPUMELELO	AMAKHUZE UNDERBURG KZN	15	109.715	16.4572	126.1722
519	Dr Nkosazana Zuma Municipality	8454065899	DLAMINI BHAZINI	AMAKUZA S1 UNDERBERG KZN OU	15	109.715	16.4572	126.1722
520	Dr Nkosazana Zuma Municipality	8463711912	NCOBENI M	HOUSE	15	109.715	16.4572	126.1722
521	Dr Nkosazana Zuma Municipality	8464843775	MNDALI HLEBEKILE KATHRINA	AMAKUZA UNDERBURG KZN	15	109.715	16.4572	126.1722
522	Dr Nkosazana Zuma Municipality	8466555418	KHUMALO PHUMZILE GETRUDE	AMAKUZA S1 UNDERBERG KZN OU	15	109.715	16.4572	126.1722
523	Dr Nkosazana Zuma Municipality	8467637764	DLAMINI BONGANI	BRICK HOUSE	15	109.715	16.4572	126.1722
524	Dr Nkosazana Zuma Municipality	8470402223	MNTUNGWA BHEKINDODA PHILIP	AMAKUZA S1 UNDERBERG KZN OU	15	109.715	16.4572	126.1722
525	Dr Nkosazana Zuma Municipality	8470402223	MNTUNGWA BHEKINDODA PHILIP	AMAKUZA S1 UNDERBERG KZN OU	15	109.715	16.4572	126.1722
526	Dr Nkosazana Zuma Municipality	8474216554	DLAMINI DEZI FREDRICA	AMAKUZA S1 UNDERBERG KZN OU	15	109.715	16.4572	126.1722
527	Dr Nkosazana Zuma Municipality	8476298293	DLAMINI NICHODEM DUMISANI	AMAKUZA S1 UNDERBERG KZN OU	15	109.715	16.4572	126.1722
528	Dr Nkosazana Zuma Municipality	8476517758	NDOLOU NCAMSILE	SINKONKONKO UNDERBERG KZN OU	15	109.715	16.4572	126.1722
529	Dr Nkosazana Zuma Municipality	8477022161	ZONDI ESLINA SALAWENZANI	AMAKUZA S1 UNDERBERG KZN OU	15	109.715	16.4572	126.1722
530	Dr Nkosazana Zuma Municipality	8481055832	KHUBONE HLELIPHI OCTAVIA	AMAKUZA S1 UNDERBERG KZN OU	15	109.715	16.4572	126.1722
531	Dr Nkosazana Zuma Municipality	8482635200	WESSELS DONATOUS	SINKONKONKO UNDERBERG KZN OU	15	109.715	16.4572	126.1722
532	Dr Nkosazana Zuma Municipality	8487715323	ZONDI VAMSILE ELAZEBETH	AMAKUZA S1 UNDERBERG KZN OU	15	109.715	16.4572	126.1722
533	Dr Nkosazana Zuma Municipality	8489012082	SHEZI MANDLAKAYISE THEOBALD	AMAKUZA UNDERBURG KZN	15	109.715	16.4572	126.1722
534	Dr Nkosazana Zuma Municipality	8502207622	DLAMINI NTOMBI ETHELDRETHA	AMAKUZA S1 UNDERBERG KZN OU	15	109.715	16.4572	126.1722
535	Dr Nkosazana Zuma Municipality	8502325193	DLAMINI MATUTU LAIZAH	AMAKUZA S1 UNDERBERG KZN OU	15	109.715	16.4572	126.1722
536	Dr Nkosazana Zuma Municipality	8502444728	GAMEDÉ CABANGILE	AMAKUZA S1 UNDERBERG KZN OU	15	109.715	16.4572	126.1722
537	Dr Nkosazana Zuma Municipality	8503134253	DLAMINI LIZZIE PETRONELLA	AMAKUZA S1 UNDERBERG KZN OU	15	109.715	16.4572	126.1722
538	Dr Nkosazana Zuma Municipality	8504255122	DLAMINI BUHLE	PHAYINDANE	15	109.715	16.4572	126.1722
539	Dr Nkosazana Zuma Municipality	8504655883	MJWARA NOMBICO NTOMBIYEMVEL	PHAYINDANE	15	109.715	16.4572	126.1722
540	Dr Nkosazana Zuma Municipality	8505472678	MBANUWA BAWEZILE	PHAYINDANE	15	109.715	16.4572	126.1722
541	Dr Nkosazana Zuma Municipality	8509793223	MJWARA SENZO	PHAYINDANE	15	109.715	16.4572	126.1722
542	Dr Nkosazana Zuma Municipality	8515806711	ZONDI THEMENI	PHAYINDANE	15	109.715	16.4572	126.1722
543	Dr Nkosazana Zuma Municipality	8516616461	SHEZI BALUNGILE	PHAYINDANE	15	109.715	16.4572	126.1722
544	Dr Nkosazana Zuma Municipality	8517156344	ZONDI SIZAKELE	BHATINI	15	109.715	16.4572	126.1722
545	Dr Nkosazana Zuma Municipality	8519568851	KHUMALO R	HOUSE	15	109.715	16.4572	126.1722
546	Dr Nkosazana Zuma Municipality	8523419958	SHEZI QONDENI	PHAYINDANE	15	109.715	16.4572	126.1722

547	Dr Nkosazana Zuma Municipality	8528017791 ZONDI ANNATOLIA	BHATINI	15	109.715	16.4572	126.1722
548	Dr Nkosazana Zuma Municipality	8535731521 KHUMALO DINGENI	AMAKUZA S1 UNDERBERG KZN OU	15	109.715	16.4572	126.1722
549	Dr Nkosazana Zuma Municipality	8538332725 MSHENGU RAPHEAL MBHEKISENI	AMAKUZA S1 UNDERBERG KZN OU	15	109.715	16.4572	126.1722
550	Dr Nkosazana Zuma Municipality	8540057225 DLAMINI PHUMZILE INNOCENSIAI	AMAKUZA S1 UNDERBERG KZN OU	15	109.715	16.4572	126.1722
551	Dr Nkosazana Zuma Municipality	85433396851 DLAMINI GODLIZWI ZAKHELE	AMAKUZA S1 UNDERBERG KZN OU	15	109.715	16.4572	126.1722
552	Dr Nkosazana Zuma Municipality	8544516443 KHUMALO MKOTOSI JANEROSA	AMAKUZA S1 UNDERBERG KZN OU	15	109.715	16.4572	126.1722
553	Dr Nkosazana Zuma Municipality	8546983421 ZONDI MABONA PETRUS	AMAKUZA S1 UNDERBERG KZN OU	15	109.715	16.4572	126.1722
554	Dr Nkosazana Zuma Municipality	8549172190 ZIKODE ELSIE		15	109.715	16.4572	126.1722
555	Dr Nkosazana Zuma Municipality	8551727418 DLAMINI THAB SILE MAUREEN	AMAKUZA S1 UNDERBERG KZN OU	15	109.715	16.4572	126.1722
556	Dr Nkosazana Zuma Municipality	8560499113 DLAMINI NELISWE SYLVASIA	AMAKUZA S1 UNDERBERG KZN OU	15	109.715	16.4572	126.1722
557	Dr Nkosazana Zuma Municipality	8566951213 ZONDI BEATOR FANISILE	AMAKUZA S1 UNDERBERG KZN OU	15	109.715	16.4572	126.1722
558	Dr Nkosazana Zuma Municipality	8572147965 LINDA THANDEKA	AMAKUZA S1 UNDERBERG KZN OU	15	109.715	16.4572	126.1722
559	Dr Nkosazana Zuma Municipality	8573608104 DLAMINI CEEM	AMAKUZA S1 UNDERBERG KZN OU	15	109.715	16.4572	126.1722
560	Dr Nkosazana Zuma Municipality	8574772022 ZONDI SWELEKILE MAYVIS	AMAKUZA S1 UNDERBERG KZN OU	15	109.715	16.4572	126.1722
561	Dr Nkosazana Zuma Municipality	8576062202 KHUMALO NOKUZOTHA IRENE	AMAKUZA S1 UNDERBERG KZN OU	15	109.715	16.4572	126.1722
562	Dr Nkosazana Zuma Municipality	8585544364 KUNENE DUMILE CYNTHIA	AMAKUZA S1 UNDERBERG KZN OU	15	109.715	16.4572	126.1722
563	Dr Nkosazana Zuma Municipality	8585619152 MIYA GETRUDE BATHABILE	AMAKUZA S1 UNDERBERG KZN OU	15	109.715	16.4572	126.1722
564	Dr Nkosazana Zuma Municipality	8594605430 ZUMA KWANELE	AMAKUZA S1 UNDERBERG KZN OU	15	109.715	16.4572	126.1722
565	Dr Nkosazana Zuma Municipality	8594605430 ZUMA KWANELE	AMAKUZA S1 UNDERBERG KZN OU	15	109.715	16.4572	126.1722
566	Dr Nkosazana Zuma Municipality	8599802793 DLAMINI FIKILE PRISCA	AMAKUZA S1 UNDERBERG KZN OU	15	109.715	16.4572	126.1722
567	Dr Nkosazana Zuma Municipality	8610923955 XABA BALINDILE ROBINAH	AMAKUZA S1 UNDERBERG KZN OU	15	109.715	16.4572	126.1722
568	Dr Nkosazana Zuma Municipality	8612126545 NDLANGISA MABLE JABULILE	AMAKUZA S1 UNDERBERG KZN OU	15	109.715	16.4572	126.1722
569	Dr Nkosazana Zuma Municipality	8614173578 MOLEFE NGAJUBA P	STOFFELTON IMPENDLE KZN	15	109.715	16.4572	126.1722
570	Dr Nkosazana Zuma Municipality	8625597457 SHEZI NGONENI CHUGUZA	AMAKUZA UNDERBURG KZN	15	109.715	16.4572	126.1722
571	Dr Nkosazana Zuma Municipality	8625799062 ZUMA PROTASIA QUEEN	AMAKUZA S1 UNDERBERG KZN OU	15	109.715	16.4572	126.1722
572	Dr Nkosazana Zuma Municipality	8626362753 KHUBONI THEMBEKILE SYLVASIA	AMAKUZA S1 UNDERBERG KZN OU	15	109.715	16.4572	126.1722
573	Dr Nkosazana Zuma Municipality	8628500919 DLAMINI SISENI OCTAVIA	AMAKUZA S1 UNDERBERG KZN OU	15	109.715	16.4572	126.1722
574	Dr Nkosazana Zuma Municipality	8629217098 DLAMINI ZAMAZULU	AMAKUZA S1 UNDERBERG KZN OU	15	109.715	16.4572	126.1722
575	Dr Nkosazana Zuma Municipality	8629475726 CHIYA THANDIWE ANNACLETA	TRADITIONAL HOUSE	15	109.715	16.4572	126.1722
576	Dr Nkosazana Zuma Municipality	8633881269 PHUNGULA MABONGI THELEKILE	AMAKUZA UNDERBURG KZN	15	109.715	16.4572	126.1722
577	Dr Nkosazana Zuma Municipality	8639477620 HLELA FIKILE DORIS	BETHLEHEM BULWER UNDERBERG KZN	15	109.715	16.4572	126.1722
578	Dr Nkosazana Zuma Municipality	8644812676 NGUBO IDAH	HOUSE	15	109.715	16.4572	126.1722
579	Dr Nkosazana Zuma Municipality	8660020714 MNCWABE NOKWENZIWA THERESA	AMAKUZA UNDERBURG KZN	15	109.715	16.4572	126.1722
580	Dr Nkosazana Zuma Municipality	8669164819 NDOLOU THANDEKILE ALPHINA	AMAKUZA UNDERBURG KZN	15	109.715	16.4572	126.1722
581	Dr Nkosazana Zuma Municipality	8670598764 MIYA MANAZI EUGENIA	ENKELEBANTWANA IXOPO KZN	15	109.715	16.4572	126.1722
582	Dr Nkosazana Zuma Municipality	8699002691 NGUBANE JOSEPH MAZENZE	AMAKUZA UNDERBURG KZN	15	109.715	16.4572	126.1722
583	Dr Nkosazana Zuma Municipality	8703467722 KAMBULA NELISWE	NOMANDLOVU DONNYBROOK IXOPO KZN	15	109.715	16.4572	126.1722
584	Dr Nkosazana Zuma Municipality	8703850461 MAGUBANE SIFISO	AMAKUZA UNDERBURG KZN	15	109.715	16.4572	126.1722
585	Dr Nkosazana Zuma Municipality	8713856213 KHAMBULE NOKUTHULA	NOMANDLOVU DONNYBROOK IXOPO KZN	15	109.715	16.4572	126.1722
586	Dr Nkosazana Zuma Municipality	8723383590 TENZA NOPHOSISA	NOMANDLOVU DONNYBROOK IXOPO KZN	15	109.715	16.4572	126.1722
587	Dr Nkosazana Zuma Municipality	8724962927 GAGU ELIZABETH ZITHOBILE	AMAKUZA UNDERBURG KZN	15	109.715	16.4572	126.1722
588	Dr Nkosazana Zuma Municipality	8726109241 SHEZI HOMSTA THANDEKILE	AMAKUZA UNDERBURG KZN	15	109.715	16.4572	126.1722
589	Dr Nkosazana Zuma Municipality	8736264749 NDOLOU NTOKOZO	MOATSHENI UNDERBURG KZN	15	109.715	16.4572	126.1722
590	Dr Nkosazana Zuma Municipality	8747753591 MAJOLA BUSISIWE	MOATSHENI UNDERBURG KZN	15	109.715	16.4572	126.1722
591	Dr Nkosazana Zuma Municipality	8764177987 MBANUWA FIKILE	QULASHE UNDERBURG KZN	15	109.715	16.4572	126.1722
592	Dr Nkosazana Zuma Municipality	8768179343 MSWARA WINILE	QULASHE UNDERBURG KZN	15	109.715	16.4572	126.1722
593	Dr Nkosazana Zuma Municipality	8777712423 NGCOBO VELAPHI	STOFFELTON IMPENDLE KZN	15	109.715	16.4572	126.1722
594	Dr Nkosazana Zuma Municipality	8780861390 MAYEZA SOLOMON ZWELINZIMA	AMAKUZA UNDERBURG KZN	15	109.715	16.4572	126.1722
595	Dr Nkosazana Zuma Municipality	8782004575 MBANUWA MAKHOSAZANA	AMAKUZA UNDERBURG KZN	15	109.715	16.4572	126.1722
596	Dr Nkosazana Zuma Municipality	8795683912 PHUNGULA ESTER	AMAKUZA UNDERBURG KZN	15	109.715	16.4572	126.1722
597	Dr Nkosazana Zuma Municipality	8816995949 MEMELA THEMBILE	NOMANDLOVU DONNYBROOK IXOPO KZN	15	109.715	16.4572	126.1722
598	Dr Nkosazana Zuma Municipality	8820682204 NCOBENI DUMISILE FRANCISCA	HLANGANANI S1 IXOPO CNC KZN OU	15	109.715	16.4572	126.1722

599 Dr Nkosazana Zuma Municipality	8832863778 RADEBE LUCY	STEPMORE	15	109.715	16.4572	126.1722
600 Dr Nkosazana Zuma Municipality	8839617907 MOKOENA THOBELA ANDREAS	EHLABENI BULWER KZN	15	109.715	16.4572	126.1722
601 Dr Nkosazana Zuma Municipality	8842464666 MBANJWA MAQOSHI	TRADITIONAL HOUSE	15	109.715	16.4572	126.1722
602 Dr Nkosazana Zuma Municipality	8929585101 NDUMO ALSON	Traditional House	15	109.715	16.4572	126.1722
603 Dr Nkosazana Zuma Municipality	9052905516 DUMA IDAH THANDIWE		15	109.715	16.4572	126.1722
604 Dr Nkosazana Zuma Municipality	9081412098 SABELA MALIN	KILMUN S1 UNDERBERG KZN OU	15	109.715	16.4572	126.1722
605 Dr Nkosazana Zuma Municipality	9087810973 MBANJWA MDOBI	KILMUN S1 UNDERBERG KZN OU	15	109.715	16.4572	126.1722
606 Dr Nkosazana Zuma Municipality	9092487610 MAJWARA THANDIWE	KILMUN S1 UNDERBERG KZN OU	15	109.715	16.4572	126.1722
607 Dr Nkosazana Zuma Municipality	9102165589 MBANJWA GLORIA	KILMUN S1 UNDERBERG KZN OU	15	109.715	16.4572	126.1722
608 Dr Nkosazana Zuma Municipality	9103184026 DLAMINI NONHLANHLA ALOIS	HLANGANANI 3 CREIGHTON IXOPO CNC	15	109.715	16.4572	126.1722
609 Dr Nkosazana Zuma Municipality	9112986547 DLAMINI NOBEKEZELO	KZN OU	15	109.715	16.4572	126.1722
610 Dr Nkosazana Zuma Municipality	9115256122 MTHEMBU NOZITHEMBISO PEARL	AMAKHUZE UNDERBERG KZN	15	109.715	16.4572	126.1722
611 Dr Nkosazana Zuma Municipality	9116136535 HLONGWANE GOODNESS	AMAKHUZE UNDERBERG KZN	15	109.715	16.4572	126.1722
612 Dr Nkosazana Zuma Municipality	9123271399 MBANJWA NOMZABALAZO	TARS VALLEY CREIGHTON KZN	15	109.715	16.4572	126.1722
613 Dr Nkosazana Zuma Municipality	9126196053 MBANJWA LUNGILE	KILMUN S1 UNDERBERG KZN OU	15	109.715	16.4572	126.1722
614 Dr Nkosazana Zuma Municipality	9126425805 MBANJWA DUMAZILE	KILMUN S1 UNDERBERG KZN OU	15	109.715	16.4572	126.1722
615 Dr Nkosazana Zuma Municipality	9136935958 MBANJWA LUNGILENI	KILMUN S1 UNDERBERG KZN OU	15	109.715	16.4572	126.1722
616 Dr Nkosazana Zuma Municipality	9147096327 MBANJWA SEBENZANI ZATHA	NSIMBINI	15	109.715	16.4572	126.1722
617 Dr Nkosazana Zuma Municipality	9151304768 SABELA ZANELE	KILMUN S1 UNDERBERG KZN OU	15	109.715	16.4572	126.1722
618 Dr Nkosazana Zuma Municipality	9155251682 SOSIBO HILDA THULISILE	NSIMBINI	15	109.715	16.4572	126.1722
619 Dr Nkosazana Zuma Municipality	9156846366 NTSHIZA HAWULENGWE	KILMUN S1 UNDERBERG KZN OU	15	109.715	16.4572	126.1722
620 Dr Nkosazana Zuma Municipality	9158084553 MCHUNU NOMAGUGU	KILMUN S1 UNDERBERG KZN OU	15	109.715	16.4572	126.1722
621 Dr Nkosazana Zuma Municipality	9158437935 DLAMINI VUMILE	KILMUN S1 UNDERBERG KZN OU	15	109.715	16.4572	126.1722
622 Dr Nkosazana Zuma Municipality	9158796351 KHANYILE NELISWE	AMAKUZA UNDERBURG KZN	15	109.715	16.4572	126.1722
623 Dr Nkosazana Zuma Municipality	9159056148 CHULE NONTSHIZI NOMUSA	HOUSE	15	109.715	16.4572	126.1722
624 Dr Nkosazana Zuma Municipality	9162450647 MBANJWA VUYISILE	KILMUN S1 UNDERBERG KZN OU	15	109.715	16.4572	126.1722
625 Dr Nkosazana Zuma Municipality	9164106847 DLAMINI CELIWE		15	109.715	16.4572	126.1722
626 Dr Nkosazana Zuma Municipality	9167969047 DLAMINI REGINALD SAMUKELO	PHAYINDANE	15	109.715	16.4572	126.1722
627 Dr Nkosazana Zuma Municipality	9168639295 MCWABE LUNGILE	KILMUN S1 UNDERBERG KZN OU	15	109.715	16.4572	126.1722
628 Dr Nkosazana Zuma Municipality	9169361342 ZONDI THEMINKOSI JOSEPH	PHAYINDANE	15	109.715	16.4572	126.1722
629 Dr Nkosazana Zuma Municipality	9169392186 DLAMINI THENJIWE ANNATOLIA	PHAYINDANE	15	109.715	16.4572	126.1722
630 Dr Nkosazana Zuma Municipality	9172275188 NTSHIZA MATHWANA	KILMUN S1 UNDERBERG KZN OU	15	109.715	16.4572	126.1722
631 Dr Nkosazana Zuma Municipality	9177166333 PHUMGULA NONTSIKELELO DOMON	PHAYINDANE	15	109.715	16.4572	126.1722
632 Dr Nkosazana Zuma Municipality	9180543462 MBANJWA PHILPINA NTOMBIFIKILE	PHAYINDANE	15	109.715	16.4572	126.1722
633 Dr Nkosazana Zuma Municipality	9182928489 SABELA ZIMISE	KILMUN S1 UNDERBERG KZN OU	15	109.715	16.4572	126.1722
634 Dr Nkosazana Zuma Municipality	9185032134 MBANJWA BATHINI	PHAYINDANE	15	109.715	16.4572	126.1722
635 Dr Nkosazana Zuma Municipality	9189771301 NTSHIZA ZIBUNILE	KILMUN S1 UNDERBERG KZN OU	15	109.715	16.4572	126.1722
636 Dr Nkosazana Zuma Municipality	9189795383 MAJOZI BHEKI PROTAS	EMAKHUZENI	15	109.715	16.4572	126.1722
637 Dr Nkosazana Zuma Municipality	9197358846 JAMA THENJIWE IVY	NSIMBINI	15	109.715	16.4572	126.1722
638 Dr Nkosazana Zuma Municipality	9212663188 SOSIBO LUNGILE CHRISTOPHERAH	PHAYINDANE	15	109.715	16.4572	126.1722
639 Dr Nkosazana Zuma Municipality	9213692554 MEMELA NOMUSA	EHLABENI BULWER KZN	15	109.715	16.4572	126.1722
640 Dr Nkosazana Zuma Municipality	9216081719 MVELASE FUNEKILE SEPHRONIA	PHAYINDANE	15	109.715	16.4572	126.1722
641 Dr Nkosazana Zuma Municipality	9216578466 JILI ERIC SIGWILI	TRADITIONAL HOUSE	15	109.715	16.4572	126.1722
642 Dr Nkosazana Zuma Municipality	9217669273 ZUMA MPHENDULELI VITALIS	EMANGWANENI BULWER UNDERBURG	15	109.715	16.4572	126.1722
643 Dr Nkosazana Zuma Municipality	9219185825 MHLONGO TKILE ELEANORAH	KZN	15	109.715	16.4572	126.1722
644 Dr Nkosazana Zuma Municipality	9223129381 MTOLO GLORIA ZWAKALILE	PHAYINDANE	15	109.715	16.4572	126.1722
645 Dr Nkosazana Zuma Municipality	9239460087 DLAMINI KWAZIKWAKHE	PHAYINDANE	15	109.715	16.4572	126.1722
646 Dr Nkosazana Zuma Municipality	9267273981 NZIMANDE THULANI	KILLIMON	15	109.715	16.4572	126.1722
647 Dr Nkosazana Zuma Municipality	9272898566 DLAMINI ZWELAKHE	MASHAYILANGA UNDERBERG KZN	15	109.715	16.4572	126.1722
648 Dr Nkosazana Zuma Municipality	9283732222 MTHEMBU THEMBSISILE PRINCESS	Brick House	15	109.715	16.4572	126.1722
		SUN CITY BULWER PMB KZN	15	109.715	16.4572	126.1722

649	Dr Nkosazana Zuma Municipality	9289579870	SOKHELA SHADELENI	SOKHELA LOCATION NEAR SOKHELA PRIMARY	15	109.715	16.4572	126.1722
650	Dr Nkosazana Zuma Municipality	9311420707	SOSIBO NOSIPHO GLORIA	AMAKHUZA S1 UNDERBERG KZN	15	109.715	16.4572	126.1722
651	Dr Nkosazana Zuma Municipality	9312162684	DLAMINI MBHEKISENI ZIPI	AMAKHUZA S1 UNDERBERG KZN	15	109.715	16.4572	126.1722
652	Dr Nkosazana Zuma Municipality	9322231662	JACA NOKUPHIWA	AMAKHUZA S1 UNDERBERG KZN	15	109.715	16.4572	126.1722
653	Dr Nkosazana Zuma Municipality	9325260942	SOSIBO TUTU MAVIS	AMAKHUZA S1 UNDERBERG KZN	15	109.715	16.4572	126.1722
654	Dr Nkosazana Zuma Municipality	9332606201	DLANGISA PRISCILLA PHAKAMILE	AMAKHUZA S1 UNDERBERG KZN	15	109.715	16.4572	126.1722
655	Dr Nkosazana Zuma Municipality	9334270417	MBANUWA ZIWELILE YEKELANI	MASHAYILANGA UNDERBERG KZN	15	109.715	16.4572	126.1722
656	Dr Nkosazana Zuma Municipality	9336148462	MTHEMBU NOMUDHLA	MASHAYINYANGA UNDERBERG KZN	15	109.715	16.4572	126.1722
657	Dr Nkosazana Zuma Municipality	9336203765	MNGUNI SIKHUMBUZO	NOMHOJANA UNDERBERG KZN	15	109.715	16.4572	126.1722
658	Dr Nkosazana Zuma Municipality	9349726653	PHUNGULA ADRIEAS	QULASHE UNDERBURG KZN	15	109.715	16.4572	126.1722
659	Dr Nkosazana Zuma Municipality	9367496042	MBANUWA WINEFRIEDA THOBEKA	EHLABENI BULWER KZN	15	109.715	16.4572	126.1722
660	Dr Nkosazana Zuma Municipality	9391731328	BUTHELEZI ELIZABETH NOBUHLE	AMAKHUZA S1 UNDERBERG KZN	15	109.715	16.4572	126.1722
661	Dr Nkosazana Zuma Municipality	9410347679	MTHEMBU THEMBEKILE PHILLIPINA	AMAKHUZA UNDERBURG KZN	15	109.715	16.4572	126.1722
662	Dr Nkosazana Zuma Municipality	9418772194	SOSIBO ZINHLE	AMAKHUZA S1 UNDERBERG KZN	15	109.715	16.4572	126.1722
663	Dr Nkosazana Zuma Municipality	9432612519	GAMEDA ESTHER	AMAKHUZA S1 UNDERBERG KZN	15	109.715	16.4572	126.1722
664	Dr Nkosazana Zuma Municipality	9447888851	MBANUWA MVEZENI MOSES	EHLABENI BULWER KZN	15	109.715	16.4572	126.1722
665	Dr Nkosazana Zuma Municipality	9451253300	MNGUNI ZIBUYILE	AMAKHUZA S1 UNDERBERG KZN	15	109.715	16.4572	126.1722
666	Dr Nkosazana Zuma Municipality	9477898118	SIBETHA BAQHELILE GLORIA	AMAKHUZA UNDERBURG KZN	15	109.715	16.4572	126.1722
667	Dr Nkosazana Zuma Municipality	9502687023	DHLAMINI NOKUTHULA DOREEN	HOUSE	15	109.715	16.4572	126.1722
668	Dr Nkosazana Zuma Municipality	9531605982	NGCOBO THEMBEKILE VIRGINIA	AMAKUZA UNDERBURG KZN	15	109.715	16.4572	126.1722
669	Dr Nkosazana Zuma Municipality	9537223067	SHELEMBE ANGELINE THEMBEKILE	EMANGWANENI BULWER UNDERBURG KZN	15	109.715	16.4572	126.1722
670	Dr Nkosazana Zuma Municipality	9537223067	SHELEMBE ANGELINE THEMBEKILE	EMANGWANENI BULWER UNDERBURG KZN	15	109.715	16.4572	126.1722
671	Dr Nkosazana Zuma Municipality	9562660860	DUMA BAWINILE EUSTINE	MQATSHENI AREA NEAR MQATSHENI CLINIC	15	109.715	16.4572	126.1722
672	Dr Nkosazana Zuma Municipality	9586197443	MNGUNI HELENGANI	AMAKHUZE UNDERBURG KZN	15	109.715	16.4572	126.1722
673	Dr Nkosazana Zuma Municipality	9604487594	NGCEBELE MANELISI NELSON	AMAKHUZE UNDERBURG KZN	15	109.715	16.4572	126.1722
674	Dr Nkosazana Zuma Municipality	9606851375	NZIMANDE LINDIWE PRECIOUS	AMAKUZA UNDERBURG KZN	15	109.715	16.4572	126.1722
675	Dr Nkosazana Zuma Municipality	9607144827	MBATHA SLINDILE	QULASHE UNDERBURG KZN	15	109.715	16.4572	126.1722
676	Dr Nkosazana Zuma Municipality	9609453985	SITHOLE MAUREEN JABULILE	MQATSHENI UNDERBERG KZN	15	109.715	16.4572	126.1722
677	Dr Nkosazana Zuma Municipality	9628251760	MAPHANGA JABU	XOSHEYAKHE ENKELEBANTWANA PMB KZN	15	109.715	16.4572	126.1722
678	Dr Nkosazana Zuma Municipality	9638183406	MKHIZE MARGARET	MAHWAQA UNDERBURG KZN	15	109.715	16.4572	126.1722
679	Dr Nkosazana Zuma Municipality	9664366149	MTOLO THEMBSISILE ELIZABETH	AMAKUZA UNDERBURG KZN	15	109.715	16.4572	126.1722
680	Dr Nkosazana Zuma Municipality	9682724613	ZULU CURIL	HLANGANANI S1 IXOPO KZN	15	109.715	16.4572	126.1722
681	Dr Nkosazana Zuma Municipality	9690766489	DLAMINI MELTA BALUNGILE	AMAKUZA UNDERBURG KZN	15	109.715	16.4572	126.1722
682	Dr Nkosazana Zuma Municipality	9704497767	JAMA ANACLETA NTOMBIFIKILE	AMAKUZA UNDERBURG KZN	15	109.715	16.4572	126.1722
683	Dr Nkosazana Zuma Municipality	9704754439	MNGUNI PHUMULILE	AMAKUZA UNDERBURG KZN	15	109.715	16.4572	126.1722
684	Dr Nkosazana Zuma Municipality	9705821233	LUSWAZI NKOSIBONILE	HIMILVILLE AREA NEAR POST OFFICE	15	109.715	16.4572	126.1722
685	Dr Nkosazana Zuma Municipality	9708353678	MAPELE NTOMBEKHAYA MARIET	AMAKUZA UNDERBURG KZN	15	109.715	16.4572	126.1722
686	Dr Nkosazana Zuma Municipality	9710437241	HLOPEH JONGOSI	SOKHELA S1 IXOPO KZN OU	15	109.715	16.4572	126.1722
687	Dr Nkosazana Zuma Municipality	9713641377	NDABA QUKHU VITALIS	AMAKUZA UNDERBURG KZN	15	109.715	16.4572	126.1722
688	Dr Nkosazana Zuma Municipality	9724473895	MOTKOJUNG CALTON MFANYANA	MQATSHENI UNDERBURG KZN	15	109.715	16.4572	126.1722
689	Dr Nkosazana Zuma Municipality	9753322131	DLAMINI SIFISO	EHLABENI BULWER KZN	15	109.715	16.4572	126.1722
690	Dr Nkosazana Zuma Municipality	9753757614	PHUNGULA DUDUMO THOKOZILE	AMAKUZA UNDERBURG KZN	15	109.715	16.4572	126.1722
691	Dr Nkosazana Zuma Municipality	9754605181	PHUNGULA NKOSAZANA	AMAKUZA UNDERBURG KZN	15	109.715	16.4572	126.1722
692	Dr Nkosazana Zuma Municipality	9754928839	SOSIBO BUSELAPHI FLORENCE	AMAKUZA UNDERBURG KZN	15	109.715	16.4572	126.1722
693	Dr Nkosazana Zuma Municipality	9754928839	SOSIBO BUSELAPHI FLORENCE	AMAKUZA UNDERBURG KZN	15	109.715	16.4572	126.1722
694	Dr Nkosazana Zuma Municipality	9762165301	MAKHANYA PHUMLANI ANGELICUS	MQATSHENI UNDERBURG KZN	15	109.715	16.4572	126.1722
695	Dr Nkosazana Zuma Municipality	9764812368	BENGU BUSELAPHI AGNES	AMAKUZA UNDERBURG KZN	15	109.715	16.4572	126.1722

696 Dr Nkosazana Zuma Municipality	9764812368 BENGU BUSELAPHI AGNES	AMAKUZA UNDERBURG KZN	15	109.715	16.4572	126.1722
697 Dr Nkosazana Zuma Municipality	9768619134 MNDALI BUKISILE	AMAKUZA UNDERBURG KZN	15	109.715	16.4572	126.1722
698 Dr Nkosazana Zuma Municipality	9769989478 DUMA JOSEPH	MQATSHENI UNDERBURG KZN	15	109.715	16.4572	126.1722
699 Dr Nkosazana Zuma Municipality	9785625646 DLAMINI ELIZABETH HLENGIWE	AMAKUZA UNDERBURG KZN	15	109.715	16.4572	126.1722
700 Dr Nkosazana Zuma Municipality	9788048347 DLAMINI MHLAKAZA PATRICK	AMAKUZA UNDERBURG KZN	15	109.715	16.4572	126.1722
701 Dr Nkosazana Zuma Municipality	9790075557 PHUNGULA VALELENI	AMAKUZA UNDERBURG KZN	15	109.715	16.4572	126.1722
702 Dr Nkosazana Zuma Municipality	9792198623 MNGUNI BANCAMILE OCTAVIA	AMAKHUZE UNDERBURG KZN	15	109.715	16.4572	126.1722
703 Dr Nkosazana Zuma Municipality	9792814864 PHUNGULA BUZELENI	AMAKUZA UNDERBURG KZN	15	109.715	16.4572	126.1722
704 Dr Nkosazana Zuma Municipality	9794956955 LANGA LETHANI BAKHOMBISE	AMAKUZA UNDERBURG KZN	15	109.715	16.4572	126.1722
705 Dr Nkosazana Zuma Municipality	9801121978 DLAMINI SNEHLANHLA	NOMANDLOVU DONNYBROOK IXOPO KZN	15	109.715	16.4572	126.1722
706 Dr Nkosazana Zuma Municipality	9816202428 MJWAHA THOKO ADELINE	AMAKUZA UNDERBURG KZN	15	109.715	16.4572	126.1722
707 Dr Nkosazana Zuma Municipality	9831241545 MNGUNI THOBILE PRINCESS	AMAKHUZE UNDERBURG KZN	15	109.715	16.4572	126.1722
708 Dr Nkosazana Zuma Municipality	9831960846 MNGUNI MYALELWA PATRICK	AMAKHUZE UNDERBURG KZN	15	109.715	16.4572	126.1722
709 Dr Nkosazana Zuma Municipality	9832874221 JILI FARAI	DAYISABULWERKZN	15	109.715	16.4572	126.1722
710 Dr Nkosazana Zuma Municipality	9833515136 MBANUWA NOLWAZI	DAYISABULWERKZN	15	109.715	16.4572	126.1722
711 Dr Nkosazana Zuma Municipality	9848224586 MDLADLA BAJAHENI	NOMANDLOVU DONNYBROOK IXOPO KZN	15	109.715	16.4572	126.1722
712 Dr Nkosazana Zuma Municipality	9848478789 MJWARA SANAH	AMAKUZA UNDERBURG KZN	15	109.715	16.4572	126.1722
713 Dr Nkosazana Zuma Municipality	9855520138 MNGUNI DELISANI	AMAKHUZE UNDERBURG KZN	15	109.715	16.4572	126.1722
714 Dr Nkosazana Zuma Municipality	9859023936 MNGUNI MNCANE MAZITHATHELE	AMAKHUZE UNDERBURG KZN	15	109.715	16.4572	126.1722
715 Dr Nkosazana Zuma Municipality	9859360284 MEMELA NTOMBIFKILE	MQATSHENI UNDERBURG KZN	15	109.715	16.4572	126.1722
716 Dr Nkosazana Zuma Municipality	9860663112 MIYA BONISWE	Traditional House	15	109.715	16.4572	126.1722
717 Dr Nkosazana Zuma Municipality	9868417252 MNGUNI THOMAS ZWENGANI	AMAKHUZE UNDERBURG KZN	15	109.715	16.4572	126.1722
718 Dr Nkosazana Zuma Municipality	9894571704 NDHLOVU REGINAH BOTSI	MQATSHENI UNDERBURG KZN	15	109.715	16.4572	126.1722
719 Dr Nkosazana Zuma Municipality	9904986159 NGCEMU GETRUDE	MQATSHENI UNDERBURG KZN	15	109.715	16.4572	126.1722
720 Dr Nkosazana Zuma Municipality	9913052531 JAMA MCUPHENI MTHEMBENI	AMAKUZA UNDERBURG KZN	15	109.715	16.4572	126.1722
721 Dr Nkosazana Zuma Municipality	9913052531 JAMA MCUPHENI MTHEMBENI	AMAKUZA UNDERBURG KZN	15	109.715	16.4572	126.1722
722 Dr Nkosazana Zuma Municipality	9913381109 MEMELA MUZIWANELE DENNIS	AMAKHUZE UNDERBURG KZN	15	109.715	16.4572	126.1722
723 Dr Nkosazana Zuma Municipality	9925775448 VEZI ZANDILE CYNTHIA	NOMANDLOVU DONNYBROOK IXOPO KZN	15	109.715	16.4572	126.1722
724 Dr Nkosazana Zuma Municipality	9943761348 NZIMANDE THOMAS SIYABONGA	AMAKHUZE UNDERBURG KZN	15	109.715	16.4572	126.1722
725 Dr Nkosazana Zuma Municipality	9958171169 CHANGWE SABANI	NOMHOJANA UNDERBERG KZN	15	109.715	16.4572	126.1722
726 Dr Nkosazana Zuma Municipality	9959713498 LINDENI THULISILE	NOMHOJANA UNDERBERG KZN	15	109.715	16.4572	126.1722
727 Dr Nkosazana Zuma Municipality	9961982419 NGWANE MANDLAKAYISE	TRADITIONAL HOUSE	15	109.715	16.4572	126.1722
728 Dr Nkosazana Zuma Municipality	9962343505 NSINDANE QHAMUKILE	NOMHOJANA UNDERBERG KZN	15	109.715	16.4572	126.1722
729 Dr Nkosazana Zuma Municipality	9963195679 NZIMANDE GONONDO	NOMHOJANA UNDERBERG KZN	15	109.715	16.4572	126.1722
730 Dr Nkosazana Zuma Municipality	9968922791 DLAMINI LILINALE	BHIDLA BULWER KZN	15	109.715	16.4572	126.1722
731 Dr Nkosazana Zuma Municipality	9969184356 LUSWAZI NONHLANHLA JOYCE	Brick House	15	109.715	16.4572	126.1722
732 Dr Nkosazana Zuma Municipality	9976351017 DLANGISA NTOMBIFUTHI	KWAPITELA UNDERBURG KZN	15	109.715	16.4572	126.1722
733 Dr Nkosazana Zuma Municipality	9984023382 KHUBONE VEZUMUSA	TRADITIONAL HOUSE	15	109.715	16.4572	126.1722
734 Dr Nkosazana Zuma Municipality	9986330826 MBANUWA SELLIA	SUN CITY BULWER PMB KZN	15	109.715	16.4572	126.1722
735 Dr Nkosazana Zuma Municipality	9992035805 ZONDI THELELENI	MAFOHLA HOUSE	15	109.715	16.4572	126.1722
736 Dr Nkosazana Zuma Municipality	9993377298 MOLEFE J	HOUSE	15	109.715	16.4572	126.1722

EXPENDITURE MANAGEMENT REPORT FOR THE PERIOD OF NOVEMBER 2025

AUTHOR : Chief Financial Officer(MP)

Levels :

- 1st Level –MANCO
- 2NDLevel- Committee
- 3RD Level-Exco
- 4th Level-Council

2. PURPOSE

To report to the committee on the payments made during the month of November 2025

3. LEGAL REQUIREMENTS

- MFMA Act NO .56 of 2003

4. BACKGROUND AND REASONING

The accounting officer of a municipality is responsible for the management of the expenditure of the municipality. The accounting officer must take all reasonable steps to ensure that the municipality has and maintains an effective system of expenditure control, including procedures for approval, authorisation, withdrawal and payments of funds

The accounting officer must also make sure that the municipality has and maintains a system of internal control in respect of creditors and payments, that payments by the municipality are made directly to the person to whom it is due unless agreed otherwise for reasons as may be prescribed, and that all money owing by the municipality be paid within 30 days of receiving the relevant invoice or statement, unless prescribed otherwise for certain categories of expenditure.

5. FINANCIAL IMPLICATIONS

No financial implications

6. STAFF IMPLICATIONS

No staff implications

7. Annexures

- Payment listing DR Nkosazana Dlamini Zuma Municipality
- Top ten creditors
- Free basic electricity

8. RECOMMENDATIONS

That this report noted by the committee



DR NKOSAZANA DLAMINI ZUMA LOCAL MUNICIPALITY						
LIST OF PAYMENTS MADE IN THE MONTH NOVEMBER 2025						
NO	SUPPLIER NAME	DESCRIPTION	AMOUNT	DATE OF INVOICE	PAYMENT DATE	COMPLIANCE
1	Ukwazi Home Development Projects CC	Construction of Bulwer Town Upgrade phase 2 informal Trading Infrastructure Development Certificate 1	1,054,296.88	27/10/2025	11/11/2025	Yes
2	Baitlhaupi Executive Travel CC	Accommodation for Ngcobo N	3,630.00	04/11/2025	11/11/2025	Yes
3	Mr Arthur Eggar	Refund on credit on account 300049	791.76	07/11/2025	11/11/2025	Yes
4	Sani Pass Hotel (Pty) Ltd	Refund for business licence double payment	1,000.00	07/11/2025	11/11/2025	Yes
5	Eskom Himeville Travel Agency	Eskom October Statement	8,023.10	27/10/2025	11/11/2025	Yes
6	Institute for Local Government Management	2025 ILGM conference 13 and 14 November 2025- Registration fee (member & non-member) Mr Vezi NC and Mchunu GK	14,000.00	07/11/2025	13/11/2025	Yes
7	Sawuti Trading & Projects	Construction of OSS Houses Certificate 2 in ward 13 Dumabezwe	41,420.00	04/11/2025	14/11/2025	Yes
8	Nduna Organisation (Pty) Ltd	Back-up water system for Bulwer CSC Certificate 2	9,196.00	17/10/2025	14/11/2025	Yes
9	Cab Holdings (Pty) Ltd	Processing to mailing services Municipality Statements August 2025 services	8,597.59	10/11/2025	14/11/2025	Yes
10	Auditor General South Africa	External Audit fees for Nicole Meas, Shoba Nosihle, Kekeletsho Molefe, Fanelesibonge Mkwandla, Simo Mpunguse, Ravindra Lunchman, Manelisi Njisane, Mzikayifani Buthelezi, Lwando Kuli, Britney Mphadzha, Thabiso Zwane and Naeem Dawood	1,658,676.91	07/11/2025	14/11/2025	Yes
11	Mobile Telephone Networks (Pty) Ltd	Provision of internet services for a period of 3 years- October invoice.	69,357.11	04/11/2025	14/11/2025	Yes
12	Mhlongo Security (Pty) Ltd	Provision of Security Services for a priod of 3 years- November invoices	1,996,581.31	11/11/2025	14/11/2025	Yes
13	Samba Solutions	Professional services rendered: internal audit on interim and final financial statements.	398,820.00	15/10/2025	14/11/2025	Yes
14	Sombizi Holdings	Requested advert-members of Municipal Planning Tribunal, advertising page(15 cm x 3 cm)	11,726.55	04/11/2025	14/11/2025	Yes
15	BPG Mass Appraisals (Pty) Ltd	7.4 updating of valuation roll-November 2025 and updating of valuation roll GIS Gadastral layer	6,024.85	07/11/2025	14/11/2025	Yes
16	Dlomo Sandile	10 October 2025-attendance: appeals board hearing, travelling time and travelling from Uvongo to Himeville and return. Attended hearing relating to the Municipal Property rates Act.	5,843.03	07/11/2025	14/11/2025	Yes
17	EnviroServ Waste Management (Pty) Ltd	Removal of waste from Himeville transfer station certificate 23	97,780.62	06/11/2025	14/11/2025	Yes
18	Lyceum College (Pty) Ltd	Academic fees for Phakamani Mhlongo who is doing Higher Certificate in Law Enforcement Supervision 1 year, sponsored by Ndz Municipality.	20,010.00	10/11/2025	14/11/2025	Yes

19 Mr. Peter Naude	Inaugural meeting held on 10 October 2025, meeting fee, travelling time, transport to and from Margele. Attended hearing relating to the Municipal Property rates Act.	6,437.31	07/11/2025	14/11/2025	Yes
20 Harry Gwal District Municipality	Ndz Water, October invoices	35,445.02	10/11/2025	14/11/2025	Yes
21 Bulwer and Donnybrook Taxi Association	1x15 seater mini bus transported people who attended senior citizen day at Nkwezela in ward 9 from Mkhathiwa and Macabazini 17 October 2025. 15x1 seater mini bus transported vulnerable learners from Mandlezizwe to Ikopo and 15x2 seater mini bus transported vulnerable learners from Ntabakazibuzwa to Ikopo to fetch their ID at Homeaffairs on Tuesday 08 October 2025 and 15x1 seater mini bus transported vulnerable learners from Mandlezizwe to Ikopo and 15x2 seater mini bus transported vulnerable learners from Ntabakazibuzwa to Ikopo to fetch their ID at Home affairs on Tuesday 08 October 2025	114,900.00	06/11/2025	14/11/2025	Yes
22 Shemuntu & Sons (Pty) Ltd	Requested service provider to empty septic tank at Underbeg taxi rank, 4 loadson the 21 and 22 October 2025	11,500.00	07/11/2025	14/11/2025	Yes
23 Yayoh Trading	Requested slots for the Mayor. 1 TV slot. 1 Provincial radio slot & 1 local radio slot. Provisional radio station-20 minutes	218,270.00	04/11/2025	14/11/2025	Yes
24 Sgqiki (Pty) Ltd	Requested Speaker, cordless microphone, overhead projector, multi-functional camera and phone stands, requested by communication unit.	75,000.00	06/11/2025	14/11/2025	Yes
25 Mathutha Trading	Fencing of Donnybrook toilets certificate 1	92,000.00	30/10/2025	14/11/2025	Yes
26 EarlyWorks 286 (Pty) Ltd	Provision of telephones for a period of 3 years, November invoices.	52,693.90	04/11/2025	14/11/2025	Yes
27 The Perks Family Trust	Rent and Levy for December	7,905.20	10/11/2025	14/11/2025	Yes
28 Ndllezinhle Trading	Request for supply and delivery of material namely 2 Polycop pipe, 15 (25mm HDP fitting (tee coupling, bend) 10 copper fittings, 10 conex coupling straight, 20 shelf steel brackets, 2 single meranti door, 20 lever union key lock set, 3 Sink mixer, 4 silicone, 10 mechanism set toilet, 2 door handle round, 2 security door lock and 5 bolt fastener for PWBS and Requested an electrical service provider to perform electrical maintenance in the municipal buildings. Request from PWBS	92,675.00	11/11/2025	14/11/2025	Yes
29 Konica Minolta South Africa	Supply, and maintenance of printing/photocopying machines for a period of 3 years, November invoices.	65,961.74	04/11/2025	17/11/2025	Yes

30	Key Bullet Trading (Pty) Ltd	Request for rice & beef/chicken and 100% fruit juice for amakhosi IDP roadshows in Bulwer CSC on the 09.10.25 at 11:00. 50 people.	6,000.00	04/11/2025	17/11/2025	Yes
31	Manguano Trading	Requested catering for the councillors, officials of the Municipality and ward committees attended the schools Build it Sport games. The catering for 50 people in total Date: 25 October 2025. 5 Hot platter, 2 Cold platter and 50 100% Juice	10,000.00	06/11/2025	17/11/2025	Yes
32	Isite Internet Solutions	Requested a 45AC adapter, Model ADL 45WCG charger and a 65.0WAC adapter, model DAG5NM191 Charger. 2 chargers requested are for Miss NF Ngcobo and Miss JB Sosibo	1,790.37	07/11/2025	17/11/2025	Yes
33	Fleetside Trading	Requested petrol for brushcutters - Bulwer centre - 90litre, Bulwer parks and open space, Underberg cemeteries, Underberg parks and open space, Underberg centre, Himeville cemeteries - 90litre, Bulwer disaster, Bulwer CSC.	17,131.22	04/11/2025	17/11/2025	Yes
34	Baitshapi Executive Travel CC	Accommodation for Chiliza S and Nzimande S	5,050.00	07/11/2025	17/11/2025	Yes
35	Real Travel	Accommodation for Mayor Msomi PS and her 2 bodyguards	16,299.40	04/11/2025	17/11/2025	Yes
36	Nontuli Trading (Pty) Ltd	Requested catering for Cultural event KwaThunzi, 15 300ml soft drinks, 3 (24 packs of water 500ml) 5x5 litre Juice and 6x2litre drink for 15 people. 25 October 2025	8,372.00	06/11/2025	17/11/2025	Yes
37	Ndwangu Enterprise (Pty) Ltd	Requested finger lunch and 100% fruit juice for IDP roadshows for Underberg taxi association on the 06.11.2025 at Himeville Municipal Boardroom at 10:00 2x sandwich platter, 2x hot platter and 20 cans of 100% fruit juice	2,900.00	07/11/2025	17/11/2025	Yes
38	Amajulu Trading and Enterprise (Pty) Ltd	Requisition for the Community Services campaign at Himeville Jabulani Community hall on the 24th of October 2025 at 10:00 am.	17,000.00	04/11/2025	17/11/2025	Yes
39	Ukphumelela Trading (Pty) Ltd	Requisition for Operation Mbo Lunch Packs: these items are to be delivered at Ward 10 Xosheyakhe Hall on the 12th of November at 9am. 100 X 2 Pieces of chicken & 2 bread rolls, 100 drinks and 100 still bottled water	17,100.00	07/11/2025	17/11/2025	Yes

40	Risenathi Trading (Pty) Ltd	Requested catering for the different stake holders like eleven (11) DSAC Districts officials attending the Harry Gwala Summer Cup planning meeting. The catering covered 50 people. The details were as follows: Date: 29/10/2025 Venue: Creighton Hall Time: 10h00 to 15h30	10,800.00	07/11/2025	17/11/2025	Yes
41	Ngcobo Nduumiso	Travel allowance for Ngcobo Nduumiso who travelled from Himeville to Durban, attended as witness/arbitration on the matter between Mr Dlamini VS Dr NDZ Municipality at SALGABC on the 14th to 16th October 2025	2,307.60	27/10/2025	17/11/2025	Yes
42	Fleetside Trading	Petrol for brush cutters used at Creighton cemeteries, Creighton parks and open spaces, Creighton Centre, Donnybrook cemeteries and Himeville Centre.	11,416.56	04/11/2025	17/11/2025	Yes
43	Baithaupi Executive Travel CC	Accommodation for Mbanjwa L, Zuma W, Magoso B, Gegana S, Zondi S, Sethuntsa S, Zaca P, Khathi N, Sosibo V, Phoswa SS, Mazeka M, Dlamini S, Mthembu V, Mkhulise S, Khenisa M and Mr Vezzi NC	45,240.00	06/11/2025	17/11/2025	Yes
44	Baithaupi Executive Travel CC	Accommodation for Shabalala T, Radebe SA, Msomi PS and Gumede M	12,740.00	04/11/2025	17/11/2025	Yes
45	I-nkabi Business Solutions	Requisition for 2 poleTent, 1 Sound System with Generator and 2 Toilets for ward 2 Heritage Day on the 24 September at Himeville Dam.	18,227.50	23/10/2025	17/11/2025	Yes
46	Real Travel	Accommodation for Ms Mtintso N, Mtolo L, Ngcobo Senzintando, Mr J Sondezi, Ms Mchunu KG	9,740.00	06/11/2025	17/11/2025	Yes
47	Total Computer Services (Pty) Ltd	License and service fees September 2025 to October 2025	3,264.67	27/10/2025	18/11/2025	Yes
48	Baithaupi Executive Travel CC	Accommodation for Radebe J and Malinga P	7,260.00	04/11/2025	18/11/2025	Yes
49	Makhamahle Trading (Pty) Ltd	Requested refreshments for 40 stakeholders, meeting held on the 22 of October 2025, 4x Hot platter, 4x cold platter 40x 100 percent juice 300ml, 50 paper plates and 50 serviettes. Disaster Management advisory Forum.	11,500.00	06/11/2025	18/11/2025	Yes
50	Mthandeni S Chiliza	Refund for Hall Hire	1,270.00	12/11/2025	20/11/2025	Yes
51	Ukwazi Home Development Projects CC	Bulwer Asphalt Surfacing Phase 8-Ntokozeneni Road Section 3 Certificate 9	240,070.84	10/11/2025	20/11/2025	Yes
52	Ukwazi Home Development Projects CC	Bulwer Asphalt Surfacing Phase 8-Ntokozeneni Road Section 3 Certificate 8	480,141.68	10/11/2025	20/11/2025	Yes
53	Ukwazi Home Development Projects CC	Bulwer Asphalt Surfacing Phase 8-Ntokozeneni Road Section 3 Certificate 7	188,473.96	10/11/2025	20/11/2025	Yes
54	BG Mazongolo Construction	Construction of Ekupheleni Creche Certificate 2	932,893.80	12/11/2025	20/11/2025	Yes
55	BG Mazongolo Construction	Maintenance of 7 Community Assets Certificate 6	1,047,637.58	10/11/2025	20/11/2025	Yes

56	Diamini PM	Deposit for car Hire-Mayor Msomi PS		3,300.00	20/11/2025	20/11/2025	Yes
57	Mathutha Trading Enterprise	Supply and delivery of laptop and one Multifunctional Hub for Mr NC Vezi		40,000.00	27/10/2025	24/11/2025	Yes
58	Eskom Streetlight Bulwer and Pholela	Eskom November Statement		4,158.39	21/11/2025	27/11/2025	Yes
59	Eskom Bulwer Hall and Library	Eskom November Statement		16,612.98	21/11/2025	27/11/2025	Yes
60	Eskom Free Basic Electricity	Eskom November Statement		93,872.18	21/11/2025	27/11/2025	Yes
61	Eskom Bulwer CSC	Eskom November Statement		37,814.92	21/11/2025	27/11/2025	Yes
62	Eskom Animal Pound Creighton	Eskom November Statement		7,359.68	21/11/2025	27/11/2025	Yes
63	Eskom Capital Building	Eskom November Statement		51,240.76	21/11/2025	27/11/2025	Yes
64	Eskom Creighton Office Near Animal Pound	Eskom November Statement		9,335.24	21/11/2025	27/11/2025	Yes
65	Eskom 92 Streetlights Creighton	Eskom November Statement		5,470.25	21/11/2025	27/11/2025	Yes
66	Eskom Creighton Agricultural Hall	Eskom November Statement		9,684.74	21/11/2025	27/11/2025	Yes
67	Eskom Health Committee Office	Eskom November Statement		16,621.33	21/11/2025	27/11/2025	Yes
68	Eskom Creighton Local Authority	Eskom November Statement		11,799.35	21/11/2025	27/11/2025	Yes
69	Eskom Old Post Office	Eskom November Statement		2,088.77	21/11/2025	27/11/2025	Yes
70	Eskom Creighton Rural Dumpsite	Eskom November Statement		3,484.95	21/11/2025	27/11/2025	Yes
71	Eskom Shopping Complex Opposite Sport Ground	Eskom November Statement		5,188.40	21/11/2025	27/11/2025	Yes
72	Eskom Himeville Area	Eskom November Statement		5,929.45	21/11/2025	27/11/2025	Yes
73	Eskom 187 Mackenzie Streetlights	Eskom November Statement		9,825.93	21/11/2025	27/11/2025	Yes
74	Eskom 131 Streetlights Bulwer	Eskom November Statement		11,261.25	21/11/2025	27/11/2025	Yes
75	Eskom Himeville Post Office	Eskom November Statement		22,106.36	21/11/2025	27/11/2025	Yes
76	Eskom Bulwer Taxi Rank	Eskom November Statement		5,517.30	21/11/2025	27/11/2025	Yes
77	Eskom Underberg Taxi Rank	Eskom November Statement		9,378.01	21/11/2025	27/11/2025	Yes
78	Eskom Bulwer Public Toilets	Eskom November Statement		472.72	21/11/2025	27/11/2025	Yes
79	Eskom Bulwer Art Centre	Eskom November Statement		233.80	21/11/2025	27/11/2025	Yes
80	Eskom Disaster Centre	Eskom November Statement		8,889.78	21/11/2025	27/11/2025	Yes
81	Eskom Kilmon Horse Racing	Eskom November Statement		1,438.61	21/11/2025	27/11/2025	Yes
82	Eskom Himeville Travel Agency	Eskom November Statement		6,660.67	21/11/2025	27/11/2025	Yes

HIGHEST PAID CREDITORS FOR NOVEMBER 2025		DR NKOSAZANA DLAMINI ZUMA LOCAL MUNICIPALITY	
SUPPLIER	DESCRIPTION	AMOUNT	
1	Mhlongo Security (Pty) Ltd	Provision of Security Services for a period of 3 years-November invoices.	1,996,581.31
2	BG Mazongolo Construction	Construction of Ekupholeni Creche Certificate 2 and Maintenance of 7 Community Assets Certificate 6	1,980,531.38
3		Construction of Bulwer Town Upgrade phase 2-informal Trading Infrastructure Development Certificate 1, Bulwer Asphalt Surfacing Phase 8-Ntokozweni Road Section 3 Certificate 9, Bulwer Asphalt Surfacing Phase 8-Ntokozweni Road Section 3 Certificate 8 and Bulwer Asphalt Surfacing Phase 8-Ntokozweni Road Section 3 Certificate 7	
4	Ukwazi Home Development Projects CC	External Audit fees for Nicole Meas, Shoba Nosibhe, Kekeletsho Molefe, Fanelesibonge Mmwandla, Simo Mponguse, Ravindra Lunchman, Manelisi Nijisane, Mzikayifani Buthelezi, Lwando Kuli, Britney Mphadza, Thabiso Zwane and Naeem Dawood.	1,962,983.36
5	Auditor General South Africa		
6	Majiki Construction and Plant Hire	Construction of Glenmaize Community Hall Ward 14 Certificate 5	1,658,676.91
7	Samba Solutions	Professional services rendered: internal audit on interim and final financial statements.	642,305.67
8	Yayoh Trading	Requested slots for the Mayor: 1 TV slot, 1 Provincial radio slot & 1 local radio slot, Provisional radio station-20 minutes	398,820.00
9	Mathutha Trading Enterprise	Fencing of Donnybrook toilets certificate 1 and Supply and delivery of laptop and one Multifunctional Hub for Mr NC Vezi	218,270.00
10	Bulwer and Donnybrook Taxi Association	1x15 seater mini bus transported people who attended senior citizen day at Nkwezela in ward 9 from Mkhohwa and Macabazini 17 October 2025, 15x1 seater mini bus transported vulnerable learners from Mandlezizwe to Ixopo and 15x2 seater mini bus transported vulnerable learners from Ntabakazibuzwa to Ixopo to fetch their ID at Homeaffairs on Tuesday 08 October 2025 and 15x1 seater mini bus transported vulnerable learners from Mandlezizwe to Ixopo and 15x2 seater mini bus transported vulnerable learners from Ntabakazibuzwa to Ixopo to fetch their ID at Homeaffairs on Tuesday 08 October 2025	114,900.00
	EnviroServ Waste Management (Pty) Ltd	Removal of waste from Hirneville transfer station certificate 23	97,780.62
	Total Amount		9,202,849.25
Prepared :NR Dlamini		Reviewed by: MP Mtungwa	
Signature: 		Signature: 	

[illegible]

Reviewed by: MP Mtungwa

Signature: _____

MUNICIPALITY	SA_ID	NAME	ADDRESS2	VAT_RATE	CLAIMED_	CLAIMED_	CLAIM_TO
1 Dr Nkosazana Zuma Municipality	5012143415	MBANJWA ZIBALELE	AMAKUZA UNDERBURG KZN	15	109.715	16.4572	126.1722
2 Dr Nkosazana Zuma Municipality	5044765394	NDLOVU MTHABISENI	STEPMORE	15	109.715	16.4572	126.1722
3 Dr Nkosazana Zuma Municipality	5070064036	NGOBESE IABULANI	PEVENSY	15	109.715	16.4572	126.1722
4 Dr Nkosazana Zuma Municipality	5077117859	MGOZA LULU LILIAN	KWATHUNZI NKOTHWENI UNDERBERG KZN	15	109.715	16.4572	126.1722
5 Dr Nkosazana Zuma Municipality	5088942418	STHOLE NOMUSA	SOKHELA S1 IXOPO KZN OU	15	109.715	16.4572	126.1722
6 Dr Nkosazana Zuma Municipality	5114138635	ZUMA AGNES	SOKHELA S1 IXOPO KZN OU	15	109.715	16.4572	126.1722
7 Dr Nkosazana Zuma Municipality	5114460347	DLAMINI LINGEKILE SITHEMBILE	AMAKUZA UNDERBURG KZN	15	109.715	16.4572	126.1722
8 Dr Nkosazana Zuma Municipality	5114923117	DLAMINI LUNGISANI MLUNGISI	AMAKUZA UNDERBURG KZN	15	109.715	16.4572	126.1722
9 Dr Nkosazana Zuma Municipality	5115198340	PHUNGULA ANNACLETA BUSISWE	AMAKUZA UNDERBURG KZN	15	109.715	16.4572	126.1722
10 Dr Nkosazana Zuma Municipality	5128347431	DLAMINI NOMPUMELELO	AMAKUZA UNDERBURG KZN	15	109.715	16.4572	126.1722
11 Dr Nkosazana Zuma Municipality	5134235281	MADIBA BONAKELE	SOKHELA S1 IXOPO KZN OU	15	109.715	16.4572	126.1722
12 Dr Nkosazana Zuma Municipality	5153872731	NTULI SBONGILE MARY JANE	MQATSHENI S1 UNDERBURG KZN	15	109.715	16.4572	126.1722
13 Dr Nkosazana Zuma Municipality	5164764778	DUMA ESTHER BALISWA		15	109.715	16.4572	126.1722
14 Dr Nkosazana Zuma Municipality	5168050159	PHOSWA ZAMAGUGU	EHLABENI BULWER KZN	15	109.715	16.4572	126.1722
15 Dr Nkosazana Zuma Municipality	5188835020	JILI BHEKOKWAKHE	SOKHELA S1 IXOPO KZN OU	15	109.715	16.4572	126.1722
16 Dr Nkosazana Zuma Municipality	5196723286	CHAGWE NONHLANHLA	ENAKHUZENI AREA NEAR MASHAYILANGA SCHOOL	15	109.715	16.4572	126.1722
17 Dr Nkosazana Zuma Municipality	5203938206	SOSIBO ZIBANGILE	AMAKUZA UNDERBURG KZN	15	109.715	16.4572	126.1722
18 Dr Nkosazana Zuma Municipality	5204212809	SHOBA MFANO	XOSHEYAKHE ENKELEBANTWANA PMB KZN	15	109.715	16.4572	126.1722
19 Dr Nkosazana Zuma Municipality	5208804195	DLAMINI BONISWE ERONICA	XOSHEYAKHE ENKELEBANTWANA PMB KZN	15	109.715	16.4572	126.1722
20 Dr Nkosazana Zuma Municipality	5221376500	SHEZI SIPHO CORNELIUS	AMAKUZA UNDERBURG KZN	15	109.715	16.4572	126.1722
21 Dr Nkosazana Zuma Municipality	5234316557	PHUNGULA THEMBSILE SIBUNTULU	AMAKUZA UNDERBURG KZN	15	109.715	16.4572	126.1722
22 Dr Nkosazana Zuma Municipality	5247957885	PAKISI THANDIWE ANTONIA	HLANGANANI S1 IXOPO KZN OU	15	109.715	16.4572	126.1722
23 Dr Nkosazana Zuma Municipality	5250379300	MNGUNI MAKHOSANKE	AMAKUZA UNDERBURG KZN	15	109.715	16.4572	126.1722
24 Dr Nkosazana Zuma Municipality	5281396510	DUMA ZIPHATHELE	AMAKUZA UNDERBURG KZN	15	109.715	16.4572	126.1722
25 Dr Nkosazana Zuma Municipality	5286089597	MTHEMBU BAJABULILE GLADYS		15	109.715	16.4572	126.1722
26 Dr Nkosazana Zuma Municipality	5287739909	TSHAPHA HONEY SELLY	AMAKUZA UNDERBURG KZN	15	109.715	16.4572	126.1722
27 Dr Nkosazana Zuma Municipality	5289104401	SIBETHA JALISILE DORIS	AMAKUZA UNDERBURG KZN	15	109.715	16.4572	126.1722
28 Dr Nkosazana Zuma Municipality	5291650509	SITHOLE THOLAKELE THEODORA		15	109.715	16.4572	126.1722
29 Dr Nkosazana Zuma Municipality	5316522234	DLAMINI DUDUZILE	JUNCTION ELECTRIFICATION S1 SOKHELA UNDERBERG	15	109.715	16.4572	126.1722
30 Dr Nkosazana Zuma Municipality	5333874720	MDLADLA BINONO	JUNCTION ELECTRIFICATION S1 SOKHELA UNDERBERG	15	109.715	16.4572	126.1722
31 Dr Nkosazana Zuma Municipality	5338764396	MBHATHA BENGALI	SOKHELA S1 IXOPO KZN OU	15	109.715	16.4572	126.1722
32 Dr Nkosazana Zuma Municipality	5346291384	MOSEYA GORDON	STEPMORE S1 UNDERBERG KZN	15	109.715	16.4572	126.1722
33 Dr Nkosazana Zuma Municipality	5362967371	HLOPHE ZANDILE	NKWZELA S1 UNDERBERG KZN	15	109.715	16.4572	126.1722
34 Dr Nkosazana Zuma Municipality	5394601852	MNCWABE TOEKILE	STEPMORE	15	109.715	16.4572	126.1722
35 Dr Nkosazana Zuma Municipality	5446862817	NXELE PHILANI	NKUMBA	15	109.715	16.4572	126.1722
36 Dr Nkosazana Zuma Municipality	5447424007	NDLOVU NTSEPISENG	STEPMORE	15	109.715	16.4572	126.1722
37 Dr Nkosazana Zuma Municipality	5467290857	JAMA NOKULUNGA	DR NKOSAZANA DLAMINI ZUMA MUNICIPALITY WARD4	15	109.715	16.4572	126.1722
38 Dr Nkosazana Zuma Municipality	5495250303	SOSIBO NOMAGCINO	DR NKOSAZANA DLAMINI ZUMA MUNICIPALITY WARD4	15	109.715	16.4572	126.1722
39 Dr Nkosazana Zuma Municipality	5506944350	DLAMINI KHOHLWANGEZAKHE	ENKELEBANTWANA	15	109.715	16.4572	126.1722
40 Dr Nkosazana Zuma Municipality	5522958064	DLAMINI NOMAZULU	Brick House	15	109.715	16.4572	126.1722
41 Dr Nkosazana Zuma Municipality	5524036527	NZIMANDE HLAZIKAHLE	Traditional House	15	109.715	16.4572	126.1722
42 Dr Nkosazana Zuma Municipality	5549528501	MBANJWA ZISHU	Brick House	15	109.715	16.4572	126.1722
43 Dr Nkosazana Zuma Municipality	5575029206	DLAMINI ANAASASTASIA	STOFFELTON IMPENDLE KZN	15	109.715	16.4572	126.1722
44 Dr Nkosazana Zuma Municipality	5581866076	KHUBONI SUKANI WILBROAD	HLANGANANI 3 CREIGHTON IXOPO CNC KZN OU	15	109.715	16.4572	126.1722
45 Dr Nkosazana Zuma Municipality	5592708996	MTOLO MBANANI	HLANGANANI 3 CREIGHTON IXOPO CNC KZN OU	15	109.715	16.4572	126.1722
46 Dr Nkosazana Zuma Municipality	5592816930	DLAMINI SINDISWA	HLANGANANI 3 CREIGHTON IXOPO CNC KZN OU	15	109.715	16.4572	126.1722
47 Dr Nkosazana Zuma Municipality	5594500743	DLAMINI MFUNDISI KAIZER	HLANGANANI 3 CREIGHTON IXOPO CNC KZN OU	15	109.715	16.4572	126.1722
48 Dr Nkosazana Zuma Municipality	5594935784	LANGA LUNGELANI	HLANGANANI 3 CREIGHTON IXOPO CNC KZN OU	15	109.715	16.4572	126.1722
49 Dr Nkosazana Zuma Municipality	5595597445	SHEZI ROBERT	HLANGANANI 3 CREIGHTON IXOPO CNC KZN OU	15	109.715	16.4572	126.1722
50 Dr Nkosazana Zuma Municipality	5595830295	LANGA CYNTHIA	HLANGANANI 3 CREIGHTON IXOPO CNC KZN OU	15	109.715	16.4572	126.1722
51 Dr Nkosazana Zuma Municipality	5596194077	LANGA THANDIWE ALBERTINA	HLANGANANI 3 CREIGHTON IXOPO CNC KZN OU	15	109.715	16.4572	126.1722
52 Dr Nkosazana Zuma Municipality	5597538792	MBANJWA CATHERINA	HLANGANANI 3 CREIGHTON IXOPO CNC KZN OU	15	109.715	16.4572	126.1722
53 Dr Nkosazana Zuma Municipality	5599444776	MTHEMBU ANDILE	HLANGANANI 3 CREIGHTON IXOPO CNC KZN OU	15	109.715	16.4572	126.1722
54 Dr Nkosazana Zuma Municipality	5600191899	MBANJWA BHULABHULA	HLANGANANI 3 CREIGHTON IXOPO CNC KZN OU	15	109.715	16.4572	126.1722
55 Dr Nkosazana Zuma Municipality	5615488349	MIYA BUSISIWE	MQATSHENI UNDERBURG KZN	15	109.715	16.4572	126.1722
56 Dr Nkosazana Zuma Municipality	5629963203	MADIYA NOKWANDA RITTA		15	109.715	16.4572	126.1722
57 Dr Nkosazana Zuma Municipality	5646897785	DLAMINI G	NKUMBA	15	109.715	16.4572	126.1722
58 Dr Nkosazana Zuma Municipality	5680918498	XOLO PHINDILE MAUREEN	AMAKHUZA S1 UNDERBERG KZN	15	109.715	16.4572	126.1722
59 Dr Nkosazana Zuma Municipality	5729574252	DLAMINI T	HOUSE	15	109.715	16.4572	126.1722
60 Dr Nkosazana Zuma Municipality	5738626008	BEKWA NOMAHLELA	TRADITIONAL HOUSE	15	109.715	16.4572	126.1722
61 Dr Nkosazana Zuma Municipality	5776548109	MOKOENA NTOMBI	MQATSHENI UNDERBURG KZN	15	109.715	16.4572	126.1722
62 Dr Nkosazana Zuma Municipality	5778884045	BELE THEMBILE MAUREEN	NKELABANTWANA BULWER KZN	15	109.715	16.4572	126.1722
63 Dr Nkosazana Zuma Municipality	5830472725	DLAMINI SKHUMBULO	MQATSHENI UNDERBURG KZN	15	109.715	16.4572	126.1722
64 Dr Nkosazana Zuma Municipality	5849119869	MKHIZE MBUTU	MQATSHENI UNDERBURG KZN	15	109.715	16.4572	126.1722
65 Dr Nkosazana Zuma Municipality	5860188992	DLAMINI NOMZAMO	BULWER UNDERBURG PMB KZN	15	109.715	16.4572	126.1722
66 Dr Nkosazana Zuma Municipality	5883600948	MKHIZE THUTHURANI	MQATSHENI UNDERBURG KZN	15	109.715	16.4572	126.1722
67 Dr Nkosazana Zuma Municipality	5888506855	ZONDI VUYISILE	MQATSHENI UNDERBURG KZN	15	109.715	16.4572	126.1722
68 Dr Nkosazana Zuma Municipality	5819493147	NKOSI BONGINKOSI	BULWER UNDERBURG PMB KZN	15	109.715	16.4572	126.1722
69 Dr Nkosazana Zuma Municipality	5926565166	ZONDI PHEWANA	MQATSHENI UNDERBURG KZN	15	109.715	16.4572	126.1722
70 Dr Nkosazana Zuma Municipality	5936031605	DUMA MHAWUKELWA EDMUND	MQATSHENI UNDERBURG KZN	15	109.715	16.4572	126.1722
71 Dr Nkosazana Zuma Municipality	5938510858	MIYA LIZI	DONNYBROOK	15	109.715	16.4572	126.1722
72 Dr Nkosazana Zuma Municipality	5954342636	MIYA NOMUSA CONSTANCE	HLANGANANI S1 IXOPO KZN OU	15	109.715	16.4572	126.1722
73 Dr Nkosazana Zuma Municipality	6016805705	JAMA BHOSIKI LEONARD	AMAKUZA UNDERBURG KZN	15	109.715	16.4572	126.1722
74 Dr Nkosazana Zuma Municipality	6026262541	MLITWA BEAUTY THOKOZILE	HLABENI UNDERBERG KZN	15	109.715	16.4572	126.1722
75 Dr Nkosazana Zuma Municipality	6069362470	ZONDI MAVIS QONDEKILE	AMAKUZA UNDERBURG KZN	15	109.715	16.4572	126.1722
76 Dr Nkosazana Zuma Municipality	6074641737	SHEZI SYDNEY MHLengi		15	109.715	16.4572	126.1722
77 Dr Nkosazana Zuma Municipality	6094577866	MBANJWA THANDI HAMBELANI		15	109.715	16.4572	126.1722
78 Dr Nkosazana Zuma Municipality	6132525185	SHEZI SIDUDLA EMMERENCIA	Traditional	15	109.715	16.4572	126.1722
79 Dr Nkosazana Zuma Municipality	6142280695	MNGUNI LINDOKUHLE PRINCE	AMAKUZA UNDERBURG KZN	15	109.715	16.4572	126.1722
80 Dr Nkosazana Zuma Municipality	6151037112	SHEZI ANNASTASIA NCAMISILE	AMAKUZA UNDERBURG KZN	15	109.715	16.4572	126.1722
81 Dr Nkosazana Zuma Municipality	6154931966	DLADLA C	HOUSE	15	109.715	16.4572	126.1722
82 Dr Nkosazana Zuma Municipality	6184452768	NDLOVU BONISWE	MHLANGENI	15	109.715	16.4572	126.1722
83 Dr Nkosazana Zuma Municipality	6206605358	DLAMINI HLENGWE	AMAKUZA UNDERBURG KZN	15	109.715	16.4572	126.1722
84 Dr Nkosazana Zuma Municipality	6231850871	MIYA BUSISIWE	EHLABENI BULWER KZN	15	109.715	16.4572	126.1722
85 Dr Nkosazana Zuma Municipality	6256053761	NALA MQOYI F	HLABENI UNDERBERG KZN	15	109.715	16.4572	126.1722
86 Dr Nkosazana Zuma Municipality	6289796422	GCOBO DUMISANI	DR NKOSAZANA DLAMINI ZUMA MUNICIPALITY WARD4	15	109.715	16.4572	126.1722

174	Dr Nkosazana Zuma Municipality	6916552377	NZIMANDE BHEKA MOSES	HLANGANANI 3 CREIGHTON IXOPO CNC KZN OU	15	109.715	16.4572	126.1722
175	Dr Nkosazana Zuma Municipality	6916628788	NDLOVU THANDI	MQATSHENI UNDERBURG KZN	15	109.715	16.4572	126.1722
176	Dr Nkosazana Zuma Municipality	6918215967	DLAMINI CONSTANCE	HLANGANANI 3 CREIGHTON IXOPO CNC KZN OU	15	109.715	16.4572	126.1722
177	Dr Nkosazana Zuma Municipality	6920434579	ZONDI SITEMBISO GRACE	HLANGANANI 3 CREIGHTON IXOPO CNC KZN OU	15	109.715	16.4572	126.1722
178	Dr Nkosazana Zuma Municipality	6922556903	DLAMININI FMELLA	HLANGANANI 3 CREIGHTON IXOPO CNC KZN OU	15	109.715	16.4572	126.1722
179	Dr Nkosazana Zuma Municipality	6927026751	XABA MATHOBI	HLANGANANI 3 CREIGHTON IXOPO CNC KZN OU	15	109.715	16.4572	126.1722
180	Dr Nkosazana Zuma Municipality	6927240077	KHUBONE MELISWE	HLANGANANI 3 CREIGHTON IXOPO CNC KZN OU	15	109.715	16.4572	126.1722
181	Dr Nkosazana Zuma Municipality	6929730662	DLAMINI ZANELE	HLANGANANI 3 CREIGHTON IXOPO CNC KZN OU	15	109.715	16.4572	126.1722
182	Dr Nkosazana Zuma Municipality	6933289276	NAKALIBI MAKATSO	MQATSHENI UNDERBURG KZN	15	109.715	16.4572	126.1722
183	Dr Nkosazana Zuma Municipality	6934365293	KHUBONE ZANDILE	HLANGANANI 3 CREIGHTON IXOPO CNC KZN OU	15	109.715	16.4572	126.1722
184	Dr Nkosazana Zuma Municipality	6942400527	MKHULISI ZILINDILE MARTHA	SIZANENJANA KWABUTHO S1 UNDERBERG KZN OU	15	109.715	16.4572	126.1722
185	Dr Nkosazana Zuma Municipality	6945447799	MJANJWA NOMAVIYO	HLANGANANI 3 CREIGHTON IXOPO CNC KZN OU	15	109.715	16.4572	126.1722
186	Dr Nkosazana Zuma Municipality	6950894726	SCHALKWYK JOHN CORNELIUS	SIZANENJANA KWABUTHO S1 UNDERBERG KZN OU	15	109.715	16.4572	126.1722
187	Dr Nkosazana Zuma Municipality	6969240586	GEBASHE FUNEYAKHE PHILIOS	Brick House	15	109.715	16.4572	126.1722
188	Dr Nkosazana Zuma Municipality	6974222647	CHAGWE THULELENI	HLANGANANI 3 CREIGHTON IXOPO CNC KZN OU	15	109.715	16.4572	126.1722
189	Dr Nkosazana Zuma Municipality	6980148430	JILI VELILE	HLANGANANI 3 CREIGHTON IXOPO CNC KZN OU	15	109.715	16.4572	126.1722
190	Dr Nkosazana Zuma Municipality	6982590362	MAJOZI ZAKITHI	MQATSHENI UNDERBURG KZN	15	109.715	16.4572	126.1722
191	Dr Nkosazana Zuma Municipality	6987498294	NZIMANDE PATRIC	HLANGANANI 3 CREIGHTON IXOPO CNC KZN OU	15	109.715	16.4572	126.1722
192	Dr Nkosazana Zuma Municipality	6988274761	PHUNGULA CRESSENTINA SALELANI	HLANGANANI 3 CREIGHTON IXOPO CNC KZN OU	15	109.715	16.4572	126.1722
193	Dr Nkosazana Zuma Municipality	6989236536	ZULU THEGANI	PEVENSY	15	109.715	16.4572	126.1722
194	Dr Nkosazana Zuma Municipality	6989667915	DLAMINI MANDLA	HLANGANANI 3 CREIGHTON IXOPO CNC KZN OU	15	109.715	16.4572	126.1722
195	Dr Nkosazana Zuma Municipality	6990796213	DUMAKUDE SANOLA ANDREAS	SUN CITY BULWER PMB KZN	15	109.715	16.4572	126.1722
196	Dr Nkosazana Zuma Municipality	7004044735	NGCOBO LINDENI	HLANGANANI 3 CREIGHTON IXOPO CNC KZN OU	15	109.715	16.4572	126.1722
197	Dr Nkosazana Zuma Municipality	7004634111	MVELASE NOKUTHULA CYNTHIA	HLANGANANI 3 CREIGHTON IXOPO CNC KZN OU	15	109.715	16.4572	126.1722
198	Dr Nkosazana Zuma Municipality	7005419533	MBANJWA MZIBENI MZWEWENKOSI	HLANGANANI 3 CREIGHTON IXOPO CNC KZN OU	15	109.715	16.4572	126.1722
199	Dr Nkosazana Zuma Municipality	7011075819	DUMA CYRIL THULANI	MAHAQWA UNDERBERG KZN	15	109.715	16.4572	126.1722
200	Dr Nkosazana Zuma Municipality	7015089438	NGUBO JEFFERY	MAHAQWA UNDERBERG KZN	15	109.715	16.4572	126.1722
201	Dr Nkosazana Zuma Municipality	7016234457	MIYA PIANCIA NOBULELO	MAHAQWA UNDERBERG KZN	15	109.715	16.4572	126.1722
202	Dr Nkosazana Zuma Municipality	7020400365	MAGOSO MLUNGISI CHRISTOPHER	HLANGANANI 3 CREIGHTON IXOPO CNC KZN OU	15	109.715	16.4572	126.1722
203	Dr Nkosazana Zuma Municipality	7021301473	MNCWABE THULANI	HOUSE	15	109.715	16.4572	126.1722
204	Dr Nkosazana Zuma Municipality	7030163901	CHIYA EUNICE NTOMBIZODWA	HLANGANANI 3 CREIGHTON IXOPO CNC KZN OU	15	109.715	16.4572	126.1722
205	Dr Nkosazana Zuma Municipality	7036873053	SHEZI ALBERTINA	Brick House	15	109.715	16.4572	126.1722
206	Dr Nkosazana Zuma Municipality	7047505269	SOSIBO PATRICIA BAZAMILE	HLANGANANI 3 CREIGHTON IXOPO CNC KZN OU	15	109.715	16.4572	126.1722
207	Dr Nkosazana Zuma Municipality	7047424207	DLAMINI NZOBO	AMAKUZA UNDERBURG KZN OU	15	109.715	16.4572	126.1722
208	Dr Nkosazana Zuma Municipality	7063511291	MBANJWA NCAMSILE FLORENCE	HLANGANANI 3 CREIGHTON IXOPO CNC KZN OU	15	109.715	16.4572	126.1722
209	Dr Nkosazana Zuma Municipality	7074254081	MOFOKENG TESSA	MGWABABEBI ENKELEBANTWANA BULWER UNDERBERG	15	109.715	16.4572	126.1722
210	Dr Nkosazana Zuma Municipality	7078148899	MBANJWA NOMATATIELI	HLANGANANI 3 CREIGHTON IXOPO CNC KZN OU	15	109.715	16.4572	126.1722
211	Dr Nkosazana Zuma Municipality	7079160579	MNGUNI HLENGIWE PRINCESS	HLANGANANI 3 CREIGHTON IXOPO CNC KZN OU	15	109.715	16.4572	126.1722
212	Dr Nkosazana Zuma Municipality	7083492353	NGCOBO M	HOUSE	15	109.715	16.4572	126.1722
213	Dr Nkosazana Zuma Municipality	7085187415	MBANJWA NOMBO ANNACLETA	HLANGANANI 3 CREIGHTON IXOPO CNC KZN OU	15	109.715	16.4572	126.1722
214	Dr Nkosazana Zuma Municipality	7093965818	MBANJWA SIZENI ALEXIA	HLANGANANI 3 CREIGHTON IXOPO CNC KZN OU	15	109.715	16.4572	126.1722
215	Dr Nkosazana Zuma Municipality	7096299370	MBANJWA SPHUMILE	HLANGANANI 3 CREIGHTON IXOPO CNC KZN OU	15	109.715	16.4572	126.1722
216	Dr Nkosazana Zuma Municipality	7102497326	MBANJWA FUNOKWAKHE WELCOME	HLANGANANI 3 CREIGHTON IXOPO CNC KZN OU	15	109.715	16.4572	126.1722
217	Dr Nkosazana Zuma Municipality	7114450678	HLANGEPHI BONANI	HIMEVILLE	15	109.715	16.4572	126.1722
218	Dr Nkosazana Zuma Municipality	7117136721	MBANJWA XOLISILE	HLANGANANI 3 CREIGHTON IXOPO CNC KZN OU	15	109.715	16.4572	126.1722
219	Dr Nkosazana Zuma Municipality	7143385192	NDWALANE LANDIWE PROTASIA	HLANGANANI 3 CREIGHTON IXOPO CNC KZN OU	15	109.715	16.4572	126.1722
220	Dr Nkosazana Zuma Municipality	7146786806	ZUMA LANDIWE ANNATORIA	HLANGANANI 3 CREIGHTON IXOPO CNC KZN OU	15	109.715	16.4572	126.1722
221	Dr Nkosazana Zuma Municipality	7147339274	ZUMA PRESILLA	HLANGANANI 3 CREIGHTON IXOPO CNC KZN OU	15	109.715	16.4572	126.1722
222	Dr Nkosazana Zuma Municipality	7161347515	NDWALANE GOONESS	HLANGANANI 3 CREIGHTON IXOPO CNC KZN OU	15	109.715	16.4572	126.1722
223	Dr Nkosazana Zuma Municipality	7168071400	NOHLAOLI DOLLY	HOUSE AT KWAPITELA NEAR KWAPITELA SPORT GROUN	15	109.715	16.4572	126.1722
224	Dr Nkosazana Zuma Municipality	7174614624	NDWALANE PRISCA BONGEKILE	HLANGANANI 3 CREIGHTON IXOPO CNC KZN OU	15	109.715	16.4572	126.1722
225	Dr Nkosazana Zuma Municipality	7175281908	ZONDI NOMCWANE	HLANGANANI 3 CREIGHTON IXOPO CNC KZN OU	15	109.715	16.4572	126.1722
226	Dr Nkosazana Zuma Municipality	7177042565	SHELEMBE BAKHETHILE	HLANGANANI 3 CREIGHTON IXOPO CNC KZN OU	15	109.715	16.4572	126.1722
227	Dr Nkosazana Zuma Municipality	7184668810	NGCOBO PHAMBUKILE	TRADITIONAL HOUSE	15	109.715	16.4572	126.1722
228	Dr Nkosazana Zuma Municipality	7197902936	SOWELA NOSIPHO A	HLANGANANI 3 CREIGHTON IXOPO CNC KZN OU	15	109.715	16.4572	126.1722
229	Dr Nkosazana Zuma Municipality	7200768709	SHOBA SINDISWA LETHIWE NOKUTHU	AMAKUZA UNDERBURG KZN	15	109.715	16.4572	126.1722
230	Dr Nkosazana Zuma Municipality	7205260333	SOSIBO HEMRIETTA SINDISIWE	HLANGANANI 3 CREIGHTON IXOPO CNC KZN OU	15	109.715	16.4572	126.1722
231	Dr Nkosazana Zuma Municipality	7210124087	MOKUBUNA BUSISIWE NONORATTA	HLANGANANI 3 CREIGHTON IXOPO CNC KZN OU	15	109.715	16.4572	126.1722
232	Dr Nkosazana Zuma Municipality	7212892696	ZULU BHEKIMPI DANIEL	HLANGANANI 3 CREIGHTON IXOPO CNC KZN OU	15	109.715	16.4572	126.1722
233	Dr Nkosazana Zuma Municipality	7214824477	LANGA KHONZEPHI MARTHA	HLANGANANI 3 CREIGHTON IXOPO CNC KZN OU	15	109.715	16.4572	126.1722
234	Dr Nkosazana Zuma Municipality	7215419649	ZUMA PHATHEKILE PELAGRINA	HLANGANANI 3 CREIGHTON IXOPO CNC KZN OU	15	109.715	16.4572	126.1722
235	Dr Nkosazana Zuma Municipality	7216445498	DLAMINI ALEXIA ZANELE	HLANGANANI 3 CREIGHTON IXOPO CNC KZN OU	15	109.715	16.4572	126.1722
236	Dr Nkosazana Zuma Municipality	7217543889	MSHENGU THULELENI MARGARET	HLANGANANI 3 CREIGHTON IXOPO CNC KZN OU	15	109.715	16.4572	126.1722
237	Dr Nkosazana Zuma Municipality	7218602616	DLAMINI THOKO MARIA	HLANGANANI 3 CREIGHTON IXOPO CNC KZN OU	15	109.715	16.4572	126.1722
238	Dr Nkosazana Zuma Municipality	7222193810	DLAMINI THOKAZANI ASRERIA	HLANGANANI 3 CREIGHTON IXOPO CNC KZN OU	15	109.715	16.4572	126.1722
239	Dr Nkosazana Zuma Municipality	7222324040	ZONDI PHUMZILE	BHATINI	15	109.715	16.4572	126.1722
240	Dr Nkosazana Zuma Municipality	7223306066	MKIZE KWENZEKILE	BHATINI	15	109.715	16.4572	126.1722
241	Dr Nkosazana Zuma Municipality	7222268524	SHEZI KHULUMILE PAULINA	BHATINI	15	109.715	16.4572	126.1722
242	Dr Nkosazana Zuma Municipality	7236709657	NENE VEZI	BHATINI	15	109.715	16.4572	126.1722
243	Dr Nkosazana Zuma Municipality	7260613323	NIJLO MATHULUZA	BRICK HOUSE SIBIZANE	15	109.715	16.4572	126.1722
244	Dr Nkosazana Zuma Municipality	7260635375	RADEBE SDE NINIZILE	BHATINI	15	109.715	16.4572	126.1722
245	Dr Nkosazana Zuma Municipality	7273945210	MAJILA SANELE	BHATINI	15	109.715	16.4572	126.1722
246	Dr Nkosazana Zuma Municipality	7272686070	JAMA QUILTY ANNASTASIA	BHATINI	15	109.715	16.4572	126.1722
247	Dr Nkosazana Zuma Municipality	7281436206	DLAMINI BONGEKILE	NSIMBINI	15	109.715	16.4572	126.1722
248	Dr Nkosazana Zuma Municipality	7283637463	MBANJWA NTOMBIZONKE PROFIDENC	NSIMBINI	15	109.715	16.4572	126.1722
249	Dr Nkosazana Zuma Municipality	7283526946	MEMELA DUMISILE PROTASIA	NSIMBINI	15	109.715	16.4572	126.1722
250	Dr Nkosazana Zuma Municipality	7292683586	DIDI NONCEBA	HLANGANANI	15	109.715	16.4572	126.1722
251	Dr Nkosazana Zuma Municipality	7302621677	JILI BAZUKILE	SANDANEZWE RICHMOND KZN	15	109.715	16.4572	126.1722
252	Dr Nkosazana Zuma Municipality	7333674486	MEMELA DUMISANE GEORGE	SANDANEZWE RICHMOND KZN	15	109.715	16.4572	126.1722
253	Dr Nkosazana Zuma Municipality	7336932121	DAWE MUTO SYLVINA	Brick House	15	109.715	16.4572	126.1722
254	Dr Nkosazana Zuma Municipality	7345239828	MBANJWA LINDENI	SANDANEZWE RICHMOND KZN	15	109.715	16.4572	126.1722
255	Dr Nkosazana Zuma Municipality	7347923874	MNDAWENI FIKELPHI ELIZABETH	SANDANEZWE RICHMOND KZN	15	109.715	16.4572	126.1722
256	Dr Nkosazana Zuma Municipality	7365689031	DLUDLU MKHASHWA PHILLIP	SIZANENJANA KWABUTHO S1 UNDERBERG KZN OU	15	109.715	16.4572	126.1722
257	Dr Nkosazana Zuma Municipality	7369740550	MKHULISI NOMATHEMBU PHILPA	SIZANENJANA KWABUTHO S1 UNDERBERG KZN OU	15	109.715	16.4572	126.1722
258	Dr Nkosazana Zuma Municipality	7382815103	NIJLO MATHILI	TRADITIONAL HOUSE	15	109.715	16.4572	126.1722
259	Dr Nkosazana Zuma Municipality	7441344073	MEMELA BONISILE CLEMENTINE	MQATSHENI	15	109.715	16.4572	126.1722
260	Dr Nkosazana Zuma Municipality	7442231434	MADLALA HADIO IRENE	MQATSHENI	15	109.715	16.4572	126.1722

348	Dr Nkosazana Zuma Municipality	7910585048	MTHEMBU NTOMBIKHONA	AMAKHUZE UNDERBURG KZN	15	109.715	16.4572	126.1722
349	Dr Nkosazana Zuma Municipality	7914031365	MKHIZE SHUMISILE	KILMUN	15	109.715	16.4572	126.1722
350	Dr Nkosazana Zuma Municipality	7915004826	DLAMINI XOLILE	AMAKHUZE UNDERBURG KZN	15	109.715	16.4572	126.1722
351	Dr Nkosazana Zuma Municipality	7916078841	NZIMANDE MAPHAKATHI ANDREAS		15	109.715	16.4572	126.1722
352	Dr Nkosazana Zuma Municipality	7921387033	MNGUNI FIKEPHI	AMAKHUZE UNDERBURG KZN	15	109.715	16.4572	126.1722
353	Dr Nkosazana Zuma Municipality	7921434558	NZIMANDE THITHI REMEGIA	AMAKHUZE UNDERBURG KZN	15	109.715	16.4572	126.1722
354	Dr Nkosazana Zuma Municipality	7939076752	ZIKODE DUDUZILE		15	109.715	16.4572	126.1722
355	Dr Nkosazana Zuma Municipality	7945230086	BHENGU NONHLANHLA	KILMUN	15	109.715	16.4572	126.1722
356	Dr Nkosazana Zuma Municipality	7955866656	ZONDI NOMQANELO	QULASHE UNDERBURG KZN	15	109.715	16.4572	126.1722
357	Dr Nkosazana Zuma Municipality	7974998318	MTHEMBU MSHIYENI	KILMUN	15	109.715	16.4572	126.1722
358	Dr Nkosazana Zuma Municipality	7978029944	SHELEMBE MANDLENKOSI ROBENSON	SHARP LOCATION NEXT TO DLANGANI H SCHOOL	15	109.715	16.4572	126.1722
359	Dr Nkosazana Zuma Municipality	7984813511	XABA NJABULO MOSES	CORINTH S1 IKOPO KZN OU	15	109.715	16.4572	126.1722
360	Dr Nkosazana Zuma Municipality	7989141374	DLAMINI HLEZIPHI GEORINA	SUN CITY BULWER PMB KZN	15	109.715	16.4572	126.1722
361	Dr Nkosazana Zuma Municipality	8015582845	MKHIZE THEMBA NI	Brick House	15	109.715	16.4572	126.1722
362	Dr Nkosazana Zuma Municipality	8039318063	JAMA MUNTU PHIKISILE	SUN CITY BULWER PMB KZN	15	109.715	16.4572	126.1722
363	Dr Nkosazana Zuma Municipality	8047515524	MEMELA MUSAWENKOSI GOODMAN	NKWEZELA S1 UNDERBERG KZN OU	15	109.715	16.4572	126.1722
364	Dr Nkosazana Zuma Municipality	8049739890	DLAMINI MTHEKU MEDRINA	AMAKHUZE UNDERBURG KZN	15	109.715	16.4572	126.1722
365	Dr Nkosazana Zuma Municipality	8052137205	MEMELA MZOMUNYE	NKWEZELA	15	109.715	16.4572	126.1722
366	Dr Nkosazana Zuma Municipality	8060740428	NZIMANDE N	Brick House	15	109.715	16.4572	126.1722
367	Dr Nkosazana Zuma Municipality	8063818899	CHULE THANDI BETREACE	SUN CITY BULWER PMB KZN	15	109.715	16.4572	126.1722
368	Dr Nkosazana Zuma Municipality	8066280862	LUKHOZI NOKUZOLA	Traditional house	15	109.715	16.4572	126.1722
369	Dr Nkosazana Zuma Municipality	8070077274	RADEBE BAZINI CONSTANCE	NKWEZELA S1 UNDERBERG KZN OU	15	109.715	16.4572	126.1722
370	Dr Nkosazana Zuma Municipality	8078687286	MEMELA PHILISWE MATHOTHO	SUN CITY BULWER PMB KZN	15	109.715	16.4572	126.1722
371	Dr Nkosazana Zuma Municipality	8088273227	DUMAKUDE KINKI PHYLIS	SUN CITY BULWER PMB KZN	15	109.715	16.4572	126.1722
372	Dr Nkosazana Zuma Municipality	8088649232	XULU ANNACLETIA LINDIWE	SINKONKONKO UNDERBERG KZN OU	15	109.715	16.4572	126.1722
373	Dr Nkosazana Zuma Municipality	8089093744	MEMELA MZAMANI MZOMUNI	NKWEZELA S1 UNDERBERG KZN OU	15	109.715	16.4572	126.1722
374	Dr Nkosazana Zuma Municipality	8089856638	DUMA DUMAZILE	SUN CITY BULWER PMB KZN	15	109.715	16.4572	126.1722
375	Dr Nkosazana Zuma Municipality	8096816515	MTOLO GCINIZIWE PHILIPH	SUN CITY BULWER PMB KZN	15	109.715	16.4572	126.1722
376	Dr Nkosazana Zuma Municipality	8099557421	KUBONE NTOMBIZA ANNETTA	SUN CITY BULWER PMB KZN	15	109.715	16.4572	126.1722
377	Dr Nkosazana Zuma Municipality	8108222823	MNGUNI MANDLENKOSI PETROS	AMAKHUZE UNDERBERG KZN OU	15	109.715	16.4572	126.1722
378	Dr Nkosazana Zuma Municipality	8108317397	MBANJWA PHUMELELE MARIA	AMAKHUZE UNDERBERG KZN OU	15	109.715	16.4572	126.1722
379	Dr Nkosazana Zuma Municipality	8108412996	MAKHANYA IRENE	TRADITIONAL HOUSE	15	109.715	16.4572	126.1722
380	Dr Nkosazana Zuma Municipality	8110824814	JAMA NELISWE	AMAKHUZE UNDERBERG KZN OU	15	109.715	16.4572	126.1722
381	Dr Nkosazana Zuma Municipality	8111016854	MBANJWA THOBILE	AMAKHUZE UNDERBERG KZN OU	15	109.715	16.4572	126.1722
382	Dr Nkosazana Zuma Municipality	8112299528	DLAMINI NTOMBIFUTHI PRISCA	AMAKHUZE UNDERBERG KZN OU	15	109.715	16.4572	126.1722
383	Dr Nkosazana Zuma Municipality	8112313655	DUMA MFANELO	AMAKHUZE UNDERBERG KZN OU	15	109.715	16.4572	126.1722
384	Dr Nkosazana Zuma Municipality	8112475027	MKHIZE LUCTRETIA ZEKELANI	AMAKUZA UNDERBURG KZN	15	109.715	16.4572	126.1722
385	Dr Nkosazana Zuma Municipality	8113120446	MNGUNI NONKULULEKO ELIZABETH	AMAKHUZE UNDERBERG KZN OU	15	109.715	16.4572	126.1722
386	Dr Nkosazana Zuma Municipality	8113272781	SIBISI NGENZENI DORIS	AMAKHUZE UNDERBERG KZN OU	15	109.715	16.4572	126.1722
387	Dr Nkosazana Zuma Municipality	8113838185	NZIMANDE HLENGIWE	AMAKHUZE UNDERBERG KZN OU	15	109.715	16.4572	126.1722
388	Dr Nkosazana Zuma Municipality	8114010290	NZIMANDE ZANELE	AMAKHUZE UNDERBERG KZN OU	15	109.715	16.4572	126.1722
389	Dr Nkosazana Zuma Municipality	8114034684	MNGUNI FULASHILE BUSISIWE	AMAKHUZE UNDERBERG KZN OU	15	109.715	16.4572	126.1722
390	Dr Nkosazana Zuma Municipality	8114447835	MAJOZI BUSISIWE	SINKONKONKO UNDERBERG KZN OU	15	109.715	16.4572	126.1722
391	Dr Nkosazana Zuma Municipality	8115974108	SHOBA KHOLISILE	AMAKHUZE UNDERBERG KZN OU	15	109.715	16.4572	126.1722
392	Dr Nkosazana Zuma Municipality	8116068306	MNGUNI SABANI NOBUHLE	AMAKHUZE UNDERBERG KZN OU	15	109.715	16.4572	126.1722
393	Dr Nkosazana Zuma Municipality	8117324902	MBANJWA THABISILE VERONICA	AMAKHUZE UNDERBERG KZN OU	15	109.715	16.4572	126.1722
394	Dr Nkosazana Zuma Municipality	8118274651	MNGUNI NONDUMISO	AMAKHUZE UNDERBERG KZN OU	15	109.715	16.4572	126.1722
395	Dr Nkosazana Zuma Municipality	8124496628	PHUNGULA NELISWE QUEENET	AMAKUZA UNDERBURG KZN	15	109.715	16.4572	126.1722
396	Dr Nkosazana Zuma Municipality	8126902778	NOBUHLE JAMA	AMAKHUZE UNDERBERG KZN OU	15	109.715	16.4572	126.1722
397	Dr Nkosazana Zuma Municipality	8129356721	PHUNGULA HLULISILE ROSALIA	AMAKUZA UNDERBURG KZN	15	109.715	16.4572	126.1722
398	Dr Nkosazana Zuma Municipality	8130652536	LINDIWE SNOO SHOBA	AMAKHUZE UNDERBERG KZN OU	15	109.715	16.4572	126.1722
399	Dr Nkosazana Zuma Municipality	8131579315	SHOBA BADUBILE CATHRINA	AMAKHUZE UNDERBERG KZN OU	15	109.715	16.4572	126.1722
400	Dr Nkosazana Zuma Municipality	8131754956	DLAMINI THOBKILE VENENCIA	AMAKHUZE UNDERBURG KZN	15	109.715	16.4572	126.1722
401	Dr Nkosazana Zuma Municipality	8132381457	KHANYEZI THULISILE SIBONGILE	AMAKHUZE UNDERBERG KZN OU	15	109.715	16.4572	126.1722
402	Dr Nkosazana Zuma Municipality	8132634372	MTOLO HLEZIPHI HAPPINESS	AMAKHUZE UNDERBERG KZN OU	15	109.715	16.4572	126.1722
403	Dr Nkosazana Zuma Municipality	8132764732	SHOBA DOTOMBA MASHU	AMAKHUZE UNDERBERG KZN OU	15	109.715	16.4572	126.1722
404	Dr Nkosazana Zuma Municipality	8133711195	DLAMINI NTOMBI NOMPUMELELO	AMAKHUZE UNDERBERG KZN OU	15	109.715	16.4572	126.1722
405	Dr Nkosazana Zuma Municipality	8133789601	MBANJWA HLABEYAKHE	AMAKHUZE UNDERBERG KZN OU	15	109.715	16.4572	126.1722
406	Dr Nkosazana Zuma Municipality	8134302412	SHOBA ZIBONELE LOYI	AMAKHUZE UNDERBERG KZN OU	15	109.715	16.4572	126.1722
407	Dr Nkosazana Zuma Municipality	8134675768	NZIMANDE ZANELE	AMAKHUZE UNDERBERG KZN OU	15	109.715	16.4572	126.1722
408	Dr Nkosazana Zuma Municipality	8134962297	DLAMINI SIBONGILE CONSTANCE	AMAKHUZE UNDERBERG KZN OU	15	109.715	16.4572	126.1722
409	Dr Nkosazana Zuma Municipality	8135172706	SHOBA OCTAVIA ZETHU	AMAKHUZE UNDERBERG KZN OU	15	109.715	16.4572	126.1722
410	Dr Nkosazana Zuma Municipality	8135914642	MBELU LEONARD THISHELA	PEVENSY UNDERBERG KZN	15	109.715	16.4572	126.1722
411	Dr Nkosazana Zuma Municipality	8136115893	SHOBA CUPHENI THOLANI	AMAKHUZE UNDERBERG KZN OU	15	109.715	16.4572	126.1722
412	Dr Nkosazana Zuma Municipality	8136185707	SHOBA SIBONGISENI	AMAKHUZE UNDERBERG KZN OU	15	109.715	16.4572	126.1722
413	Dr Nkosazana Zuma Municipality	8142288769	DLAMINI BADINGILE THUSHUZA	AMAKHUZE UNDERBURG KZN	15	109.715	16.4572	126.1722
414	Dr Nkosazana Zuma Municipality	8144531818	SHOBA MGOBO	AMAKUZA UNDERBURG KZN	15	109.715	16.4572	126.1722
415	Dr Nkosazana Zuma Municipality	8148358091	MOLEFE SOBHOLENYONI D	STOFFELTON IMPENDLE KZN	15	109.715	16.4572	126.1722
416	Dr Nkosazana Zuma Municipality	8156696335	SHOBA MFANISENI THERUS	AMAKUZA UNDERBURG KZN	15	109.715	16.4572	126.1722
417	Dr Nkosazana Zuma Municipality	8167992611	SHOBA BHOYI GEDION	AMAKUZA UNDERBURG KZN	15	109.715	16.4572	126.1722
418	Dr Nkosazana Zuma Municipality	8172354341	SOSIBO SIBONGILE PERCIFIC	AMAKHUZE UNDERBURG KZN	15	109.715	16.4572	126.1722
419	Dr Nkosazana Zuma Municipality	8186139708	DLAMINI BONISIWE	AMAKHUZE UNDERBURG KZN	15	109.715	16.4572	126.1722
420	Dr Nkosazana Zuma Municipality	8187848747	SABELA PHIKISILE BADUMISE		15	109.715	16.4572	126.1722
421	Dr Nkosazana Zuma Municipality	8191834882	TSHOBA DOTI RICHARD	AMAKUZA UNDERBURG KZN	15	109.715	16.4572	126.1722
422	Dr Nkosazana Zuma Municipality	8197836807	KHUMALO NTOMBIYONKE	Traditional	15	109.715	16.4572	126.1722
423	Dr Nkosazana Zuma Municipality	8202564613	MBANJWA THULISILE ANNACLETA	AMAKUZA UNDERBURG KZN	15	109.715	16.4572	126.1722
424	Dr Nkosazana Zuma Municipality	8205926893	DLAMINI BALUNGILE	AMAKHUZE UNDERBURG KZN	15	109.715	16.4572	126.1722
425	Dr Nkosazana Zuma Municipality	8208209818	MTHEMBU SANELISIWE CORNELIA	AMAKHUZE UNDERBURG KZN	15	109.715	16.4572	126.1722
426	Dr Nkosazana Zuma Municipality	8208209818	MTHEMBU SANELISIWE CORNELIA	AMAKHUZE UNDERBURG KZN	15	109.715	16.4572	126.1722
427	Dr Nkosazana Zuma Municipality	8221023709	KHWELA EUGENIA NONTOKOZO	TRANSFORMER ZONE PBT25	15	109.715	16.4572	126.1722
428	Dr Nkosazana Zuma Municipality	8235428608	NXELE THOBILE EUNICE	AMAKHUZE UNDERBURG KZN	15	109.715	16.4572	126.1722
429	Dr Nkosazana Zuma Municipality	8252559157	MNGUNI BATHINI QIKI	AMAKUZA S1 UNDERBERG KZN OU	15	109.715	16.4572	126.1722
430	Dr Nkosazana Zuma Municipality	8258427433	SHOBA ZONGILE	AMAKUZA UNDERBURG KZN	15	109.715	16.4572	126.1722
431	Dr Nkosazana Zuma Municipality	8260273097	NZIMANDE TSHENGISILE CATHRYNE	AMAKUZA UNDERBURG KZN	15	109.715	16.4572	126.1722
432	Dr Nkosazana Zuma Municipality	8261947033	KHANYILE SIZAKELE CHRISTINIA	AMAKUZA UNDERBURG KZN	15	109.715	16.4572	126.1722
433	Dr Nkosazana Zuma Municipality	8261947033	KHANYILE SIZAKELE CHRISTINIA	AMAKUZA UNDERBURG KZN	15	109.715	16.4572	126.1722
434	Dr Nkosazana Zuma Municipality	8262820827	MNGUNI ZIBONELE	AMAKUZA S1 UNDERBERG KZN OU	15	109.715	16.4572	126.1722

522 Dr Nkosazana Zuma Municipality	8546983043 ZONDI MABONA PETRUS	AMAKUZA S1 UNDERBERG KZN OU	15	109.715	16.4572	126.1722
523 Dr Nkosazana Zuma Municipality	8549172341 ZIKODE ELSIE		15	109.715	16.4572	126.1722
524 Dr Nkosazana Zuma Municipality	8551727018 DLAMINI THABISILE MAUREEN		15	109.715	16.4572	126.1722
525 Dr Nkosazana Zuma Municipality	8552117115 DUMA PHILISWE THEODORAH	HOUSE	15	109.715	16.4572	126.1722
526 Dr Nkosazana Zuma Municipality	8560499855 DLAMINI NELISWE SYLVASIA	AMAKUZA S1 UNDERBERG KZN OU	15	109.715	16.4572	126.1722
527 Dr Nkosazana Zuma Municipality	8566951352 ZONDI BEATOR FANISILE	AMAKUZA S1 UNDERBERG KZN OU	15	109.715	16.4572	126.1722
528 Dr Nkosazana Zuma Municipality	8572147763 LINDA THANDEKA	AMAKUZA S1 UNDERBERG KZN OU	15	109.715	16.4572	126.1722
529 Dr Nkosazana Zuma Municipality	8574772271 ZONDI SWELEKILE MAYVIS	AMAKUZA S1 UNDERBERG KZN OU	15	109.715	16.4572	126.1722
530 Dr Nkosazana Zuma Municipality	8576062677 KHUMALO NOKUZOTHA IRENE	AMAKUZA S1 UNDERBERG KZN OU	15	109.715	16.4572	126.1722
531 Dr Nkosazana Zuma Municipality	8585544436 KUNENE DUMILE CYNTHIA	AMAKUZA S1 UNDERBERG KZN OU	15	109.715	16.4572	126.1722
532 Dr Nkosazana Zuma Municipality	8585619061 MIYA GETRUDE BATHABILE	AMAKUZA S1 UNDERBERG KZN OU	15	109.715	16.4572	126.1722
533 Dr Nkosazana Zuma Municipality	8594605420 ZUMA KWANELE	AMAKUZA S1 UNDERBERG KZN OU	15	109.715	16.4572	126.1722
534 Dr Nkosazana Zuma Municipality	8599802009 DLAMINI FIKILE PRISCA	AMAKUZA S1 UNDERBERG KZN OU	15	109.715	16.4572	126.1722
535 Dr Nkosazana Zuma Municipality	8610923114 XABA BALINDILE ROBINAH	AMAKUZA S1 UNDERBERG KZN OU	15	109.715	16.4572	126.1722
536 Dr Nkosazana Zuma Municipality	8612126816 NDLANGISA MABLE JABULILE	AMAKUZA S1 UNDERBERG KZN OU	15	109.715	16.4572	126.1722
537 Dr Nkosazana Zuma Municipality	8614173328 MOLEFE MAJUBA P	STOFFELTON IMPENDLE KZN	15	109.715	16.4572	126.1722
538 Dr Nkosazana Zuma Municipality	8625799170 ZUMA PROTASIA QUEEN	AMAKUZA S1 UNDERBERG KZN OU	15	109.715	16.4572	126.1722
539 Dr Nkosazana Zuma Municipality	8626573935 MBANJWA ZODWA EUNICE	AMAKUZA UNDERBURG KZN	15	109.715	16.4572	126.1722
540 Dr Nkosazana Zuma Municipality	8628500118 DLAMINI SISENI OCTAVIA	AMAKUZA S1 UNDERBERG KZN OU	15	109.715	16.4572	126.1722
541 Dr Nkosazana Zuma Municipality	8629217201 DLAMINI ZAMAZULU	AMAKUZA S1 UNDERBERG KZN OU	15	109.715	16.4572	126.1722
542 Dr Nkosazana Zuma Municipality	8629475780 CHIYA THANDIWE ANNACLETA	TRADITIONAL HOUSE	15	109.715	16.4572	126.1722
543 Dr Nkosazana Zuma Municipality	8633881639 PHUNGULA MABONGI THELEKILE	AMAKUZA UNDERBURG KZN	15	109.715	16.4572	126.1722
544 Dr Nkosazana Zuma Municipality	8644812995 NGUBO IDAH	HOUSE	15	109.715	16.4572	126.1722
545 Dr Nkosazana Zuma Municipality	8660020343 MNCWABE NOKWENZUWA THERESEA	AMAKUZA UNDERBURG KZN	15	109.715	16.4572	126.1722
546 Dr Nkosazana Zuma Municipality	8669164157 NDOLOVU THANDEKILE ALPHINA	AMAKUZA UNDERBURG KZN	15	109.715	16.4572	126.1722
547 Dr Nkosazana Zuma Municipality	8670598155 MIYA MANAZI EUGENIA	ENKELEBANTWANA IXOPO KZN	15	109.715	16.4572	126.1722
548 Dr Nkosazana Zuma Municipality	8682047494 DIDI KHULEKANI	KWATHUNZI NKOTHWENI UNDERBERG KZN	15	109.715	16.4572	126.1722
549 Dr Nkosazana Zuma Municipality	8699002936 NGUBANE JOSEPH MAZENZE	AMAKUZA UNDERBURG KZN	15	109.715	16.4572	126.1722
550 Dr Nkosazana Zuma Municipality	8703467610 KAMBULA NELISWE	NOMANDLOVU DONNYBROOK IXOPO KZN	15	109.715	16.4572	126.1722
551 Dr Nkosazana Zuma Municipality	8703850122 MAGUBANE SIFISO	AMAKUZA UNDERBURG KZN	15	109.715	16.4572	126.1722
552 Dr Nkosazana Zuma Municipality	8713856813 KHAMBULE NOKUTHULA	NOMANDLOVU DONNYBROOK IXOPO KZN	15	109.715	16.4572	126.1722
553 Dr Nkosazana Zuma Municipality	8723383365 TENZA NOPHOSISA	NOMANDLOVU DONNYBROOK IXOPO KZN	15	109.715	16.4572	126.1722
554 Dr Nkosazana Zuma Municipality	8724962714 GAGU ELIZABETH ZITHOBILE	AMAKUZA UNDERBURG KZN	15	109.715	16.4572	126.1722
555 Dr Nkosazana Zuma Municipality	8726109011 SHEZI HOMSTA THANDEKILE	AMAKUZA UNDERBURG KZN	15	109.715	16.4572	126.1722
556 Dr Nkosazana Zuma Municipality	8747753972 MAJOLA BUSISIWE	MQATSHENI UNDERBURG KZN	15	109.715	16.4572	126.1722
557 Dr Nkosazana Zuma Municipality	8764177723 MBANJWA FIKILE	QULASHE UNDERBURG KZN	15	109.715	16.4572	126.1722
558 Dr Nkosazana Zuma Municipality	8768179403 MSWARA WINILE	QULASHE UNDERBURG KZN	15	109.715	16.4572	126.1722
559 Dr Nkosazana Zuma Municipality	877712685 NGCOBO VELAPHI	STOFFELTON IMPENDLE KZN	15	109.715	16.4572	126.1722
560 Dr Nkosazana Zuma Municipality	8782004576 MBANJWA MAKHOSAZANA	AMAKUZA UNDERBURG KZN	15	109.715	16.4572	126.1722
561 Dr Nkosazana Zuma Municipality	8795683367 PHUNGULA ESTER	AMAKUZA UNDERBURG KZN	15	109.715	16.4572	126.1722
562 Dr Nkosazana Zuma Municipality	8816995007 MEMELA THEMBILE	NOMANDLOVU DONNYBROOK IXOPO KZN	15	109.715	16.4572	126.1722
563 Dr Nkosazana Zuma Municipality	8820682154 NCOBENI DUMISILE FRANCISCA	HLANGANANI S1 IXOPO CNC KZN OU	15	109.715	16.4572	126.1722
564 Dr Nkosazana Zuma Municipality	8832863479 RADEBE LUCY	STEPMORE	15	109.715	16.4572	126.1722
565 Dr Nkosazana Zuma Municipality	8839617802 MOKOENA THOBELA ANDREAS	EHLABENI BULWER KZN	15	109.715	16.4572	126.1722
566 Dr Nkosazana Zuma Municipality	8842464742 MBANJWA MAQOSHI	TRADITIONAL HOUSE	15	109.715	16.4572	126.1722
567 Dr Nkosazana Zuma Municipality	9052905386 DUMA IDAH THANDIWE		15	109.715	16.4572	126.1722
568 Dr Nkosazana Zuma Municipality	9087810867 MBANJWA MDOBI	KILMUN S1 UNDERBERG KZN OU	15	109.715	16.4572	126.1722
569 Dr Nkosazana Zuma Municipality	9092487521 MAJWARA THANDIWE	KILMUN S1 UNDERBERG KZN OU	15	109.715	16.4572	126.1722
570 Dr Nkosazana Zuma Municipality	9102165460 MBANJWA GLORIA	KILMUN S1 UNDERBERG KZN OU	15	109.715	16.4572	126.1722
571 Dr Nkosazana Zuma Municipality	9106271583 DLAMINI NONHLANHLA ALOIS	HLANGANANI 3 CREIGHTON IXOPO CNC KZN OU	15	109.715	16.4572	126.1722
572 Dr Nkosazana Zuma Municipality	9112986705 DLAMINI NOBEKEZELO	AMAKHUZE UNDERBERG KZN	15	109.715	16.4572	126.1722
573 Dr Nkosazana Zuma Municipality	9115256532 MTHEMBU NOZITHEMBISO PEARL	AMAKHUZE UNDERBERG KZN	15	109.715	16.4572	126.1722
574 Dr Nkosazana Zuma Municipality	9116136929 HLONGWANE GOODNESS	TARS VALLEY CREIGHTON KZN	15	109.715	16.4572	126.1722
575 Dr Nkosazana Zuma Municipality	9123271964 MBANJWA NOMZABALAZO	KILMUN S1 UNDERBERG KZN OU	15	109.715	16.4572	126.1722
576 Dr Nkosazana Zuma Municipality	9126196247 MBANJWA LUNGILE	KILMUN S1 UNDERBERG KZN OU	15	109.715	16.4572	126.1722
577 Dr Nkosazana Zuma Municipality	9126425427 MBANJWA DUMAZILE	KILMUN S1 UNDERBERG KZN OU	15	109.715	16.4572	126.1722
578 Dr Nkosazana Zuma Municipality	9136935949 MBANJWA LUNGILENI	KILMUN S1 UNDERBERG KZN OU	15	109.715	16.4572	126.1722
579 Dr Nkosazana Zuma Municipality	9140388547 MBANJWA SEBENZANI ZATHA	NSIMBINI	15	109.715	16.4572	126.1722
580 Dr Nkosazana Zuma Municipality	9149139266 KHUMALO HILE	MQATSHENI UNDERBURG KZN	15	109.715	16.4572	126.1722
581 Dr Nkosazana Zuma Municipality	9151304247 SABELA ZANELE	KILMUN S1 UNDERBERG KZN OU	15	109.715	16.4572	126.1722
582 Dr Nkosazana Zuma Municipality	9151678552 SOSIBO HILDA THULISILE	NSIMBINI	15	109.715	16.4572	126.1722
583 Dr Nkosazana Zuma Municipality	9156846863 NTSHIZA HAWULENGWE	KILMUN S1 UNDERBERG KZN OU	15	109.715	16.4572	126.1722
584 Dr Nkosazana Zuma Municipality	9158084856 MCHUNU NOMAGUGU	KILMUN S1 UNDERBERG KZN OU	15	109.715	16.4572	126.1722
585 Dr Nkosazana Zuma Municipality	9158437717 DLAMINI VUMILE	KILMUN S1 UNDERBERG KZN OU	15	109.715	16.4572	126.1722
586 Dr Nkosazana Zuma Municipality	9154622391 KHANYILE NELISWE	AMAKUZA UNDERBURG KZN	15	109.715	16.4572	126.1722
587 Dr Nkosazana Zuma Municipality	9159056955 CHULE NONTSHIZI NOMUSA	HOUSE	15	109.715	16.4572	126.1722
588 Dr Nkosazana Zuma Municipality	9162450446 MBANJWA VUYISILE	KILMUN S1 UNDERBERG KZN OU	15	109.715	16.4572	126.1722
589 Dr Nkosazana Zuma Municipality	9164106640 DLAMINI CELIWE		15	109.715	16.4572	126.1722
590 Dr Nkosazana Zuma Municipality	9165485804 DLAMINI REGINALD SAMUKELO	PHAYINDANE	15	109.715	16.4572	126.1722
591 Dr Nkosazana Zuma Municipality	9168639141 MCWABE LUNGILE	KILMUN S1 UNDERBERG KZN OU	15	109.715	16.4572	126.1722
592 Dr Nkosazana Zuma Municipality	9160435032 ZONDI THEMBINKOSI JOSEPH	PHAYINDANE	15	109.715	16.4572	126.1722
593 Dr Nkosazana Zuma Municipality	9163608982 DLAMINI THENJIWE ANNATOLIA	PHAYINDANE	15	109.715	16.4572	126.1722
594 Dr Nkosazana Zuma Municipality	9172275791 NTSHIZA MATHWANA	KILMUN S1 UNDERBERG KZN OU	15	109.715	16.4572	126.1722
595 Dr Nkosazana Zuma Municipality	9175178572 PHUMGULA NONTSIKELELO DOMONIC	PHAYINDANE	15	109.715	16.4572	126.1722
596 Dr Nkosazana Zuma Municipality	9186181545 MBANJWA PHILPINA NTOMBIFIKILE	PHAYINDANE	15	109.715	16.4572	126.1722
597 Dr Nkosazana Zuma Municipality	9181682896 MBANJWA SISTELA	KILMUN S1 UNDERBERG KZN OU	15	109.715	16.4572	126.1722
598 Dr Nkosazana Zuma Municipality	9182928196 SABELA ZIMISE	KILMUN S1 UNDERBERG KZN OU	15	109.715	16.4572	126.1722
599 Dr Nkosazana Zuma Municipality	9181237579 MBANJWA BATHINI	PHAYINDANE	15	109.715	16.4572	126.1722
600 Dr Nkosazana Zuma Municipality	9187853168 MBANJWA SHAINA	KILMUN S1 UNDERBERG KZN OU	15	109.715	16.4572	126.1722
601 Dr Nkosazana Zuma Municipality	9189771329 NTSHIZA ZIBUNILE	KILMUN S1 UNDERBERG KZN OU	15	109.715	16.4572	126.1722
602 Dr Nkosazana Zuma Municipality	9189795347 MAJOZI BHEKI PROTAS	EMAKHUZENI	15	109.715	16.4572	126.1722
603 Dr Nkosazana Zuma Municipality	9198886452 JAMA THENJIWE IVY	NSIMBINI	15	109.715	16.4572	126.1722
604 Dr Nkosazana Zuma Municipality	9208074256 NZIMANDE BONGINKOSI	AMAKUZA S1 UNDERBERG KZN OU	15	109.715	16.4572	126.1722
605 Dr Nkosazana Zuma Municipality	9216218584 SOSIBO LUNGILE CHRISTOPHERAH	PHAYINDANE	15	109.715	16.4572	126.1722
606 Dr Nkosazana Zuma Municipality	9213692308 MEMELA NOMUSA	EHLABENI BULWER KZN	15	109.715	16.4572	126.1722
607 Dr Nkosazana Zuma Municipality	9212048887 MVELASE FUNEKILE SEPHRONIA	PHAYINDANE	15	109.715	16.4572	126.1722
608 Dr Nkosazana Zuma Municipality	9216578948 JILI ERIC SIGWILI	TRADITIONAL HOUSE	15	109.715	16.4572	126.1722

EXPENDITURE MANAGEMENT REPORT FOR THE PERIOD OF OCTOBER 2025

AUTHOR : Chief Financial Officer (MP)

Levels : 1st Level –MANCO
 : 2NDLevel- Committee
 : 3RD Level-Exco
 : 4th Level-Council

2. PURPOSE

To report to the committee on the payments made during the month of October 2025

3. LEGAL REQUIREMENTS

- MFMA Act NO .56 of 2003

4. BACKGROUND AND REASONING

The accounting officer of a municipality is responsible for the management of the expenditure of the municipality. The accounting officer must take all reasonable steps to ensure that the municipality has and maintains an effective system of expenditure control, including procedures for approval, authorisation, withdrawal and payments of funds

The accounting officer must also make sure that the municipality has and maintains a system of internal control in respect of creditors and payments, that payments by the municipality are made directly to the person to whom it is due unless agreed otherwise for reasons as may be prescribed, and that all money owing by the municipality be paid within 30 days of receiving the relevant invoice or statement, unless prescribed otherwise for certain categories of expenditure.

5. FINANCIAL IMPLICATIONS

No financial implications

6. STAFF IMPLICATIONS

No staff implications

7. Annexures

- Payment listing DR Nkosazana Dlamini Zuma Municipality
- Top ten creditors
- Free basic electricity

8. RECOMMENDATIONS

That this report noted by the committee

DR NKOSAZANA DLAMINI ZUMA LOCAL MUNICIPALITY						
LIST OF PAYMENTS MADE IN THE MONTH OCTOBER 2025						
NO	SUPPLIER NAME	DESCRIPTION	AMOUNT	DATE OF INVOICE	PAYMENT DATE	COMPLIANCE
1	Bg Mazongolo Construction	Maintenance of 7 community assets certificate 5	855,621.97	23/09/2025	03/10/2025	Yes
2	Mathutha Trading Enterprise	Construction of OSS Houses in ward 10 certificate 2	48,299.43	22/09/2025	03/10/2025	Yes
3	Mathutha Trading Enterprise	10 % retention for two laptops for the corporate Department	7,705.00	02/10/2025	03/10/2025	Yes
4	Mathutha Trading Enterprise	Release of 20% retention for 9 laptops for Community Department	27,232.00	02/10/2025	03/10/2025	Yes
5	Sawuti Tradig	Construction of OSS Houses in ward 5 certificate 1	77,330.00	18/09/2025	03/10/2025	Yes
6	Ndu B Trading Enterprise	Construction of OSS Houses in ward 5 certificate 1	71,250.00	10/10/2025	03/10/2025	Yes
7	Auditor -General South Africa	External Audit fees for Nicole Meas, Nosihle Shoba, Keketsho, Fanelesibonge Mwandla, Simo Mpungose, Ravindra Lutchman, Manelisi Njisane, Mzikayifani Buthelezi, Nosihle Shoba and Simo Mpungose.	1,148,120.39	08/10/2025	08/10/2025	Yes
8	Bg Mazongolo Construction	Construction of Phosane Creche certificate 3	1,021,142.18	07/10/2025	14/10/2025	Yes
9	Majiki Construction and Plant Hire	Construction of Glenmaize Community Hall ward 14 certificate 3	1,107,457.66	07/10/2025	14/10/2025	Yes
10	Maleh Development and Construction CC	Construction of Tarsvalley access road certificate 8 Final retention	131,854.38	01/10/2025	14/10/2025	Yes
11	Maphanga NP	Refund for hall hire	500.00	07/10/2025	14/10/2025	Yes
12	Bg Mazongolo Construction	Construction of Ekupholeni Creche certificate 1	946,008.40	07/10/2025	14/10/2025	Yes
13	Mhlongo Security (Pty) Ltd	Provision of security for a period of 3 years-October invoices	1,996,581.31	13/10/2025	15/10/2025	Yes
14	Phoswa SS	Reimbursement for Phoswa SS (Councillor) he used state vehicle from 09 September 2025 to 11 September 2025 he used his money for petrol and toll gates while he was waiting for a petrol card.	1,485.15	10/10/2025	15/10/2025	Yes
15	Baithaupi Executive Travel CC	Accommodation for Khoza N	3,589.00	02/10/2025	15/10/2025	Yes
16	Konica Minolta South Africa	Supply and maintenance of printing/photocopying machines for a period of 3 years.	59,541.55	07/10/2025	15/10/2025	Yes
17	Mobile Telephone Network	Provision of internet services for a period of 3 years-September invoice	69,357.11	07/10/2025	15/10/2025	Yes
18	One Pangaea Expertise & Solutions	Valuation services on Municipal post-employment aid benefit in terms of grap, GRAP25 Employee benefits provisions-post employment medical subsidies and long service bonus award	25,300.00	22/10/2025	15/10/2025	Yes
19	TV Licences	TV License fees 2024 July to 2025 August account number 208039024	1,590.00	10/10/2025	15/10/2025	Yes
20	Bulwer & Donnybrook Taxi Association	one 15 seater mini bus transported Isicathamiya Oswenka from ward 12 to Durban playhouse, Opara theatre on the 20 September 2025 return back on the 21 September 2025. Pick up point-Lubomvana Hall	9,800.00	02/10/2025	15/10/2025	Yes

21	Baithaupi Executive Travel CC	Mhlamvu LM and Shuttle for Vezzi NC.	5,236.65	02/10/2025	15/10/2025	Yes
22	Regent Business School	Academic fees for Mnxadi N who is doing Bachelor of Administration 1st year reference number 9309151263080	29,800.00	30/09/2025	15/10/2025	Yes
23	Mancosa (Pty) Ltd	Academic fees for Ngcobo V who is doing Higher Certificate in Project Management 1st year reference number 250749545 and Academic fees for Phewa M who is doing Post Graduate Diploma In Business Management 1st year, student number 250186	78,100.00	30/09/2025	15/10/2025	Yes
24	Game Stores	Stationery for Jama Zifkile M who is sponsored by Ndz. doing BCom Business Management & Human Resource at University of Zululand 1st year. Student number 250005902	2,145.85	29/09/2025	15/10/2025	Yes
25	Mzungezwa SC Trading	Requested catering for traditional leaders/Amakhosi & izinduna attended 2026/27 IDP roadshows at Bulwer CSC on the 2nd October 2025 at 10:00. Rice, Beef/Chicken Curry, Salads & 100% fruit juice. 50 traditional leaders.	6,450.00	07/10/2025	15/10/2025	Yes
26	Xaba MA	Tyre repair of 3 Municipal vehicles	890.00	29/09/2025	15/10/2025	Yes
27	Bpg Mass Appraisals	7.4 updating of valuation rolls August, September and October 2025.	18,724.30	07/10/2025	15/10/2025	Yes
28	Shardesh Sewlal Engineers	Construction of Glenmaize hall ward 14 certificate 3 and Design, oversee and manage eKupholeni creche certificate 3	163,381.10	07/10/2025	15/10/2025	Yes
29	Stadio Higher Education	Academic fees for Zondi N who is doing Advance Diploma in Management 1st year student number 25431691	12,920.00	30/09/2025	15/10/2025	Yes
30	Trade Wind Maintenance and Supply	Supply, delivery and installation of 50 lighting conductors for Disaster Management.	316,250.00	22/09/2025	15/10/2025	Yes
31	Maphithizela Trading & Projects (Pty) Ltd	Requisition for lunch packs for 100 people at Ward 2 Himeville Dam, collected on the 24th of September 2025 at 9am. 2 Roll with 2 Pieces of chicken (100) and (100) Soft Drinks, Heritage Day.	12,500.00	01/10/2025	15/10/2025	Yes
32	Amancwabane Trading Enterprise	Requested lunch for 15 artists of Iscathamiya from ward 12 who attended iscathamiya competition at Playhouse date: 20/09/2025 venue: Durban Playhouse, Opera Theatre Time: 18h00	3,136.00	02/10/2025	15/10/2025	Yes
33	Amandaba Funeral	Requested funeral support of Dlamini Nhlanhla resides in ward 05 under Cllr PN Mdlangathi	3,300.00	02/10/2025	15/10/2025	Yes

34	Baithaupi Executive Travel CC	Airport taxes for Dawe IT, Accommodation for 10 BTO officials, Piper T, Zuma L, Airport taxes, Ndz Conference.	48,279.08	02/10/2025	15/10/2025	Yes
35	ManTK IT Solution (Pty) Ltd	Provision of ICT off-Site Back up & Disaster recovery services and support for quarterly 1 & 2	119,784.00	22/09/2025	15/10/2025	Yes
36	EarlyWorks 266 (Pty) Ltd	Provision of telephone for a period of 3 years-Rental & voice calls	52,596.20	07/10/2025	15/10/2025	Yes
37	Real Travel	Accommodation for Milbeni M and Ntshiza B	7,200.00	22/09/2025	15/10/2025	Yes
38	The Perks Family Trust	Rent and levy for November 2025	7,905.20	30/09/2025	15/10/2025	Yes
39	Mihleyonke Trading & Projects	Requested Lunch packs with rolls & Juice/ soft drinks for 100 people for Parks and Cemeteries awareness on the 24 September 2025 Lunch Packs with 2 rolls Juice and soft drinks	12,500.00	02/10/2025	15/10/2025	Yes
40	Sombizi Holdings	Requested advertisement in local newspaper the supply and delivery of stormwater pipes with the following diameters. 450mm - 02 600mm- 52 900mm- 10	30,982.38	02/10/2025	15/10/2025	Yes
41	Nciza Construction	Requested Catering Services for Corporate Support Services Forum 15 members scheduled that took place as follows:- 19 September 2025, Creighton Council Chamber @ 10h00.	4,500.00	02/10/2025	15/10/2025	Yes
42	Ngwadleni Construction CC	Request for Disaster management advisory forum requested catering for 25 stakeholders meeting on the 17 of September 2025. 2 hot platters, 2 cold platters, 25 Fruit Juice 100% and 1 pack of paper plates	3,069.00	22/09/2025	15/10/2025	Yes
43	Tununu J Trading	Full service of re-gasing, replacing, faulty, capacity, pumps and engine at Creighton main Offices, Licensing department, Himeville Offices, Nkwezela Library, Creighton pound Area, Creighton based Offices, Himeville Pound Area, Underberg library, Creighton library and Hall, Bulwer CSC & Bulwer Disast	460,960.00	22/09/2025	15/10/2025	Yes
44	Yayoh Trading	Requested service provider to design, layout and printing for newsletter, 2500 copies and 12 pages.	259,900.00	07/10/2025	15/10/2025	Yes
45	Blue Cycle Trading Services	Cyber security assessment and conducted awareness-Training/workshop and assessment and Project closeout report fee.	132,250.00	07/10/2025	15/10/2025	Yes
46	Baithaupi Executive Travel CC	Accommodation for Xaba K, Dlamini M, Memela B, Masuku M, Nkandi B, Mr Vazi NC, Mbhele M, Nzimande S, Chule Z, Xaba L and Vakalisa N	30,927.50	02/10/2025	15/10/2025	Yes

47	Real Travel	Accommodation for Xaba S, Nkand B, Mbanjwa W, Mchunu Gk, Zondo S, Valalisa N, Sethuntsa S, Dlamini WM, Blose N, Mtolo L and Mtolo S	29,714.25	22/09/2025	15/10/2025	Yes
48	Shardesh Sewlal Engineers	Construction of Phosane hall ward 14 certificate 3	96,548.31	07/10/2025	15/10/2025	Yes
49	Zungawothi Trading	Requested platters for 20 people, SMMEs and Co-operatives project. 13 August 2025 Menu: 1. Hot Platter 2. Wrap platter 3. 100% Fruit Juice 4. Still water 5. Paper plates 6. Serviettes	4,698.99	22/10/2025	15/10/2025	Yes
50	Baithaupi Executive Travel CC	Accommodation for Xaba K, Zulu S, Madlala S, Zulu L, Bhengu P, and Gwazi D	25,156.50	02/10/2025	15/10/2025	Yes
51	Nashua	Requested an one extension cord (20m) for the communications unit	1,055.70	22/09/2025	15/10/2025	Yes
52	ManTK IT Solution (Pty) Ltd	2 Provision of windows server 2022 licences and 2 upgrade the current servers from windows server 2016 to windows server 2022	56,810.00	07/10/2025	16/10/2025	Yes
53	Mhlabane Trading (Pty) Ltd	Requested catering for 1st round IDP Roadshows for 2026/27 for ward committee's, Beef/Chicken curry, Rice, Salads & juice on the 30.09.25 at 10:00	23,000.00	07/10/2025	16/10/2025	Yes
54	Harry Gwala District Municipality	Ndz water September invoices	92,111.32	10/10/2025	16/10/2025	Yes
55	Ukwazi Home Development Projects CC	Bulwer Asphalt Surfacing Phase 8-Ntokozweni road Section 3 certificate 6	373,842.00	14/10/2025	16/10/2025	Yes
56	Maleh Development and Construction CC	Construction of Mqatsheeni access road certificate 9 Final retention	174,030.41	23/10/2025	28/10/2025	Yes
57	Mbhele Mondli	Refund for hall hire	1,000.00	21/10/2025	28/10/2025	Yes
58	Eskom Free Basic Electricity	Eskom October invoices	79,491.05	27/10/2025	28/10/2025	Yes
59	Eskom Creighton Local Authority	Eskom October invoices	10,724.68	27/10/2025	28/10/2025	Yes
60	Eskom Creighton Offices near Animal Pound	Eskom October invoices	6,833.31	27/10/2025	28/10/2025	Yes
61	Eskom Creighton Rural Dumpsite	Eskom October invoices	3,168.14	27/10/2025	28/10/2025	Yes
62	Eskom Old Post Office	Eskom October invoices	1,898.88	27/10/2025	28/10/2025	Yes
63	ESKOM Animal Pound	Eskom October invoices	7,374.47	27/10/2025	28/10/2025	Yes
64	Eskom Health Committee Office	Eskom October invoices	19,412.28	27/10/2025	28/10/2025	Yes
65	Eskom Creighton Agricultural Hall	Eskom October invoices	12,113.59	27/10/2025	28/10/2025	Yes
66	Eskom Creighton Streetlights	Eskom October invoices	4,974.53	27/10/2025	28/10/2025	Yes
67	Eskom Capital Building	Eskom October invoices	52,131.71	27/10/2025	28/10/2025	Yes
68	Eskom Bulwer Library & Hall	Eskom October invoices	16,479.47	27/10/2025	28/10/2025	Yes
69	Eskom Streetlight Bulwer & Pholela	Eskom October invoices	4,025.39	27/10/2025	28/10/2025	Yes
70	Eskom Public Toilets Main Street	Eskom October invoices	417.11	27/10/2025	28/10/2025	Yes
71	Eskom Bulwer Taxi Rank	Eskom October invoices	5,598.94	27/10/2025	28/10/2025	Yes
72	Eskom Bulwer Art Centre	Eskom October invoices	11,357.91	27/10/2025	28/10/2025	Yes
73	Eskom Underberg Taxi Rank	Eskom October invoices	8,240.04	27/10/2025	28/10/2025	Yes
74	Eskom Himeville Post Office	Eskom October invoices	29,862.57	27/10/2025	28/10/2025	Yes

75	Eskom 131 Streetlights Himeville	Eskom October invoices	11,589.10	27/10/2025	28/10/2025	Yes
76	Eskom 111 Streetlights Himeville	Eskom October invoices	10,160.37	27/10/2025	28/10/2025	Yes
77	Eskom Bulwer SCS	Eskom October invoices	36,411.50	27/10/2025	28/10/2025	Yes
78	Eskom Himeville Area	Eskom October invoices	7,602.89	27/10/2025	28/10/2025	Yes
79	Eskom Disaster Centre 1 Main Street	Eskom October invoices	16,568.72	27/10/2025	28/10/2025	Yes
80	Eskom Complex Opposite Sports Ground Himeville	Eskom October invoices	4,402.18	27/10/2025	28/10/2025	Yes
81	Eskom Bulwer Streetlights	Eskom October invoices	1,374.06	27/10/2025	28/10/2025	Yes
82	Eskom 131 Streetlights Bulwer	Eskom October invoices	5,904.03	27/10/2025	28/10/2025	Yes
83	Eskom Mackenzie Street	Eskom October invoices	4,257.84	27/10/2025	28/10/2025	Yes

84	Underberg & Himeville Taxi Association	Transported by 2x15 seater taxi from Mqatshehi and Nhlanhleni to Nkwezela Ward 9 and returned them on the same day, on the 17 October 2025 for senior citizens	6,600.00	23/10/2025	28/10/2025	Yes
85	Majiki Construction and Plant Hire	Construction of Glenmaize Community Hall ward 14 certificate 4	1,314,546.60	10/10/2025	29/10/2025	Yes
86	Ndlelezhinle Trading	Feed and Medication for Himeville pounds	368,630.00	23/10/2025	29/10/2025	Yes
87	Gwabes Construction and Developers	Requested the procurement of still water for people who attended the provincial launch of 2025/26 multi planting season programme. Details of the launch: Date: 10 October 2025 Venue: Enhlanhleni sport ground (Ward 02) Time: 10h00	16,700.00	21/10/2025	30/10/2025	Yes
88	Isite Computers	Requested A Laptop charger for a 45AC adapter, Model: ADL 45WC(S/N:5CD204SBH) for Nelisa Holiwe	1,341.36	20/10/2025	30/10/2025	Yes
89	Baithaupi Executive Travel CC	Mr Phoswa S and 4 BTO officials namely Ngcobo M Mkhize N, Taylor H and Mbehele K	45,145.00	20/10/2025	30/10/2025	Yes
90	Lisakhanyisa Projects	Catering for 40 people for the Business Health and Compliance Workshop Date: Friday 26 September 2025 Venue: Bulwer Community Hall Time: 10h00 Menu: 1. Rice and steam bread 2. Beef curry and roasted chicken 3. 2 Salads 4. 100% Fruit Juice 5. Still Water	5,620.00	20/10/2025	30/10/2025	Yes
91	Baithaupi Executive Travel CC	Accommodation for Ndz Delegates	6,215.00	20/10/2025	30/10/2025	Yes
92	Ndwangu Enterprise (Pty) Ltd	Request for finger lunch for 30 people who attended IDP Roadshows in Underberg/Himeville on the 14.10.2025 at 17:00 and Requested sound system with generator and roving mics for senior citizen day on the 17 Oct 2025 at Nkwezela Hall-ward 09	8,100.00	20/10/2025	30/10/2025	Yes
93	Wosiya Project Tar (Pty) Ltd	Luggages (Sets) & 6 pairs of Takies for 6 Senior citizens who represent DR NDZ at National Golden Games. Sizes: 4, 5, 6, 7, 8 & 10	30,000.00	23/10/2025	30/10/2025	Yes
94	Manganga Tradings (Pty) Ltd	Requested 30x electrical kettles for 1st round IDP Roadshows for 2026/27 that was held on the 14-16 October from ward 1-ward 15.	11,500.00	20/10/2025	30/10/2025	Yes

[illegible]

107	Big D'S Trading & Sound	Requested 2 male toilets, 2 female toilets for 1st round IDP Roadshow on the 14.10.25 at 11:00 at Stepmore Community Hall		6,600.00	20/10/2025	30/10/2025	Yes
108	Real Travel	Car rental for Mr NC Vezl and Accommodation for Zuma L		5,720.40	23/10/2025	30/10/2025	Yes
109	Thandi R Bongzi G Madela Sons Incl	Conducted Security Training, service provider conducted security training for training for 30 youth pupils.		53,370.00	23/10/2025	30/10/2025	Yes
110	Key Bullet Trading (Pty) Ltd	Requested tea/coffee and sandwiches for 1st round IDP Roadshows which was held on the 14.10.25 at 17:00 for Bulwer & Donnybrook stakeholders, catering for 25 people.		2,000.00	23/10/2025	30/10/2025	Yes
111	Xabamms Projects	Requested bottled water for 1st round IDP Roadshows for 2026/27 held on the 14-16 October from ward 1-ward 15 for 100 people.		11,997.00	20/10/2025	30/10/2025	Yes
112	Sombizi Holdings	Request to place an advertisement for the positions on one newspaper (Waste Management Officer and other Adverts) 39cm x 4 cm		36,113.22	21/10/2025	30/10/2025	Yes
113	Lisakhanyisa Projects	Request for catering for 1st round IDP Roadshows for 2026/27 held on the 16.10.25. Beef/Chicken curry, Rice, Salads & 350 100% juice for 350 people		28,900.00	20/10/2025	30/10/2025	Yes
114	Risenathi Trading (Pty) Ltd	Requested catering for 1st round IDP Roadshows for 2026/27 that was held on the 15.10.25. Beef/Chicken curry, Rice, Salads & juice for 350 people.		27,002.50	20/10/2025	30/10/2025	Yes
115	Mhlabane Trading (Pty) Ltd	Requested 30 chair covers for 1st round IDP Roadshows from the 14-16 October 2025		2,200.00	20/10/2025	30/10/2025	Yes
116	Big D'S Trading & Sound	Requested 3 sound system for 1st round IDP Roadshows for 2026/27 held on the 14-16 October from ward 1-ward 15 and Requested sound system for ward committee meeting that held on the 30.09.2025 at 10:00 at Bulwer Hall		18,500.00	21/10/2025	30/10/2025	Yes
117	Ndwangu Enterprise (Pty) Ltd	Requested back-up generator for 1st round IDP roadshows held on the 14th-16th October 2025		3,000.00	23/10/2025	30/10/2025	Yes
118	Ivukuthu1 Trading (Pty) Ltd	Requested catering for 1st round IDP Roadshows for 2026/27 that was held on the 14.10.25. Beef/Chicken curry, Rice, Salads & juice		26,250.00	20/10/2025	30/10/2025	Yes
119	BookWorth	Textbooks for Sikhosana M who is doing Bachelor of Accounting 3rd year, full Bursary.		8,369.00	14/10/2025	31/10/2025	Yes
120	SI Debt Recovery (Pty) Ltd	R28 069.48 Collected @12% commission, collection for September 2025		3,873.59	15/10/2025	31/10/2025	Yes
121	Game Stores	Laptop, laptop bag and wired mouse for Amande Mathe who is doing Bachelor of Pharmacy 1st year, student number:225014647		9,997.00	14/10/2025	31/10/2025	Yes

122	Cars in Auction (Pty) Ltd	Supply and delivery of office furniture, 1 reception counter, 1 smart commercial display screen, 1 round dinner table, 4 chairs, 1 double seater leather coach and 17 office high back chair for BTO officials for DTPS.	167,635.50	23/10/2025	31/10/2025	Yes
123	Bpg Mass Appraisals	Vab inaugural meeting and travel KMS from Pmb to Himeville and return (124 kmsx2)	6,979.30	22/10/2025	31/10/2025	Yes
124	Zungawothi Trading	Requested tea/coffee and sandwiches for 1st round IDP Roadshows held on the 15.10.25 at 17.00, catering for 25 people.	2,375.00	20/10/2025	31/10/2025	Yes
125	South African Cemeteries Association	Membership fees 2025 for B Nkandi, P Maphanga, S Mlibeni, S Gwala and GK Mchunu and Registration fees for National Conference 2025-Maphanga P	4,500.00	14/10/2025	31/10/2025	Yes
126	Abenkanyezi Contruction and Kitchen	Code 10/C1 driving school course training for 30 people including 1xtruck hire for test, code 8(disabled) driving full course training for 5 people including 1x car hire for test and booking and issue of drivers license fee	271,149.53	23/10/2025	31/10/2025	Yes
127	Baithaupi Executive Travel CC	Accommodation for Mowabe B, Mlotshwa T, Miya NF, Khumalo X, Mr Zezi NC, Mrs Msomi PS, Radebe J, Dlamini C, Nzimande S and Basi Np	70,610.18	23/10/2025	31/10/2025	Yes
128	ManTK IT Solution (Pty) Ltd	Provision of ICT off-site backup & disaster recovery services and support for 2025/2026	359,352.00	23/10/2025	31/10/2025	Yes
129	Real Travel	Flight for Mr NC Zezi and flight charges.	4,465.89	20/10/2025	31/10/2025	Yes
130	Mhrb Debt Collection & Revenue Enhancement	R6500 Collected @12% commission, collection for September 2025	897.00	15/10/2025	31/10/2025	Yes
131	Meke (Pty) Ltd	Requested platters for 50 people for the tourism schools educational program and tourism forum. Dates: 25 and 26 August 2025 Time: 08h00 to 16h00 Venue: Pholela High School 1. Menu -Hot Platter X5 -Sandwich platter X2 -Wrap Platter X3 -Fruit Platter X1 -Cheese Platter X1 -100% Fruit Juice X45 -Still Water X45	8,944.50	20/10/2025	31/10/2025	Yes
132	Baithaupi Executive Travel CC	Airport Taxes Phoswa S and Majola T	10,678.07	20/10/2025	31/10/2025	Yes

[illegible]

MUNICIPALITY	SA ID	NAME	ADDRESS2	VAT	RATIO	CLAIMED	CLAIMED	CLAIM	TC	LEVY	RA
1 Dr Nkosazana Zuma Municipality	5012143415	MBANJWA ZIBALELE	AMAKUZA UNDERBURG KZN	15	109.715	16.4572	126.1722	126.1722		0	0
2 Dr Nkosazana Zuma Municipality	5070064036	NGOBESJE JABULANI	PEVENSY KWATHUNZI NKOTHWENI UNDERBERG KZN	15	109.715	16.4572	126.1722	126.1722		0	0
3 Dr Nkosazana Zuma Municipality	5077117859	MGOZA LULU LILIAN	UNDERBERG KZN	15	109.715	16.4572	126.1722	126.1722		0	0
4 Dr Nkosazana Zuma Municipality	5088942418	STHOLE NOMUSA	SOKHELA S1 IXOPO KZN OU	15	109.715	16.4572	126.1722	126.1722		0	0
5 Dr Nkosazana Zuma Municipality	5114138635	ZUMA AGNES DLAMINI LINGEKILE	SOKHELA S1 IXOPO KZN OU	15	109.715	16.4572	126.1722	126.1722		0	0
6 Dr Nkosazana Zuma Municipality	5114460347	SITHEMBILE DLAMINI LUNGISANI	AMAKUZA UNDERBURG KZN	15	109.715	16.4572	126.1722	126.1722		0	0
7 Dr Nkosazana Zuma Municipality	5114923117	MLUNGISI PHUNGULA ANNACLETA	AMAKUZA UNDERBURG KZN	15	109.715	16.4572	126.1722	126.1722		0	0
8 Dr Nkosazana Zuma Municipality	5115198340	BUSISWE	AMAKUZA UNDERBURG KZN	15	109.715	16.4572	126.1722	126.1722		0	0
9 Dr Nkosazana Zuma Municipality	5128347431	DLAMINI NOMPUMELELO	AMAKUZA UNDERBURG KZN	15	109.715	16.4572	126.1722	126.1722		0	0
10 Dr Nkosazana Zuma Municipality	5134235281	MADIBA BONAKELE MOLEFE MAVIS	SOKHELA S1 IXOPO KZN OU	15	109.715	16.4572	126.1722	126.1722		0	0
11 Dr Nkosazana Zuma Municipality	5151069816	MAKATSHENG NTULI SBONGILE MARY	STEPMORE UNDERBERG KZN	15	109.715	16.4572	126.1722	126.1722		0	0
12 Dr Nkosazana Zuma Municipality	5153872731	JANE	MQATSHENI S1 UNDERBERG KZN	15	109.715	16.4572	126.1722	126.1722		0	0
13 Dr Nkosazana Zuma Municipality	5164764778	DUMA ESTHER BALISWA	15 109.715 16.4572 126.1722 0	15	109.715	16.4572	126.1722	126.1722		0	0
14 Dr Nkosazana Zuma Municipality	5168050159	PHOSWA ZAMAGUGU	EHLABENI BULWER KZN	15	109.715	16.4572	126.1722	126.1722		0	0
15 Dr Nkosazana Zuma Municipality	5188835020	JILI BHEKOKWAKHE	SOKHELA S1 IXOPO KZN OU	15	109.715	16.4572	126.1722	126.1722		0	0
16 Dr Nkosazana Zuma Municipality	5196723286	CHAGWE NONHLANHLA	EMAKHUZENI AREA NEAR MASHAYILANGA SCHOOL	15	109.715	16.4572	126.1722	126.1722		0	0
17 Dr Nkosazana Zuma Municipality	5204212809	SHOBA MFANO DLAMINI BONISIWE	XOSHEYAKHE ENKELEBANTWANA PMB KZN	15	109.715	16.4572	126.1722	126.1722		0	0
18 Dr Nkosazana Zuma Municipality	5208804195	ERONICA	XOSHEYAKHE ENKELEBANTWANA PMB KZN	15	109.715	16.4572	126.1722	126.1722		0	0
19 Dr Nkosazana Zuma Municipality	5221376500	SHEZI SIPHO CORNELIUS PHUNGULA THEMBISILE	AMAKUZA UNDERBURG KZN	15	109.715	16.4572	126.1722	126.1722		0	0
20 Dr Nkosazana Zuma Municipality	5234316557	SIBUNTULU PHUNGULA THEMBISILE	AMAKUZA UNDERBURG KZN	15	109.715	16.4572	126.1722	126.1722		0	0
21 Dr Nkosazana Zuma Municipality	5234316557	SIBUNTULU	AMAKUZA UNDERBURG KZN	15	109.715	16.4572	126.1722	126.1722		0	0
22 Dr Nkosazana Zuma Municipality	5247957885	PAKISI THANDIWE ANTONIA	HLANGANANI S1 IXOPO KZN OU	15	109.715	16.4572	126.1722	126.1722		0	0
23 Dr Nkosazana Zuma Municipality	5250379300	MNGUNI MAKHOSANKE	AMAKUZA UNDERBURG KZN	15	109.715	16.4572	126.1722	126.1722		0	0
24 Dr Nkosazana Zuma Municipality	5281396510	DUMA ZIPHATHELE MTHEMBU BAJABULILE	AMAKUZA UNDERBURG KZN	15	109.715	16.4572	126.1722	126.1722		0	0
25 Dr Nkosazana Zuma Municipality	5286089597	GLADYS	15 109.715 16.4572 126.1722 0	15	109.715	16.4572	126.1722	126.1722		0	0
26 Dr Nkosazana Zuma Municipality	5287739909	TSHAPHA HONEY SELLY	AMAKUZA UNDERBURG KZN	15	109.715	16.4572	126.1722	126.1722		0	0
27 Dr Nkosazana Zuma Municipality	5288075094	KHANYILE CYNTHIA ZENZILE	AMAKUZA UNDERBURG KZN	15	109.715	16.4572	126.1722	126.1722		0	0
28 Dr Nkosazana Zuma Municipality	5288075094	KHANYILE CYNTHIA ZENZILE	AMAKUZA UNDERBURG KZN	15	109.715	16.4572	126.1722	126.1722		0	0
29 Dr Nkosazana Zuma Municipality	5289104401	SIBETHA JALISILE DORIS SITHOLE THOLAKELE	AMAKUZA UNDERBURG KZN	15	109.715	16.4572	126.1722	126.1722		0	0
30 Dr Nkosazana Zuma Municipality	5291650509	THEODORA	15 109.715 16.4572 126.1722 0	15	109.715	16.4572	126.1722	126.1722		0	0
31 Dr Nkosazana Zuma Municipality	5316522234	DLAMINI DUDUZILE	JUNCTION ELECTRIFICATION S1 SOKHELA UNDERBERG KZN OU JUNCTION ELECTRIFICATION S1	15	109.715	16.4572	126.1722	126.1722		0	0
32 Dr Nkosazana Zuma Municipality	5333874720	MDLADLA BINONO	SOKHELA UNDERBERG KZN OU	15	109.715	16.4572	126.1722	126.1722		0	0
33 Dr Nkosazana Zuma Municipality	5338764396	MBHATHA BENGAZI	SOKHELA S1 IXOPO KZN OU	15	109.715	16.4572	126.1722	126.1722		0	0
34 Dr Nkosazana Zuma Municipality	5346291384	MOSEYA GORDON	STEPMORE S1 UNDERBERG KZN	15	109.715	16.4572	126.1722	126.1722		0	0
35 Dr Nkosazana Zuma Municipality	5394601852	MNCWABE TEKILE	STEPMORE JUNCTION ELECTRIFICATION S1	15	109.715	16.4572	126.1722	126.1722		0	0
36 Dr Nkosazana Zuma Municipality	5438986250	MEMELA ZITHEMBANI	SOKHELA UNDERBERG KZN OU	15	109.715	16.4572	126.1722	126.1722		0	0
37 Dr Nkosazana Zuma Municipality	5446862817	NXELE PHILANI	NKUMBA	15	109.715	16.4572	126.1722	126.1722		0	0
38 Dr Nkosazana Zuma Municipality	5447424007	NDLOVU NTSEPISENG	STEPMORE	15	109.715	16.4572	126.1722	126.1722		0	0
39 Dr Nkosazana Zuma Municipality	5459767185	SABELA THENJIWE	KILMUN S1 UNDERBERG KZN OU	15	109.715	16.4572	126.1722	126.1722		0	0
40 Dr Nkosazana Zuma Municipality	5464561589	KUNENE LINGANI MILDRED	HLANGANANI DR NKOSAZANA DLAMINI ZUMA MUNICIPALITY WARD4	15	109.715	16.4572	126.1722	126.1722		0	0
41 Dr Nkosazana Zuma Municipality	5495250303	SOSIBO NOMAGCINO DLAMINI	15 109.715 16.4572 126.1722 0	15	109.715	16.4572	126.1722	126.1722		0	0
42 Dr Nkosazana Zuma Municipality	5506944350	KHOHLWANGEZAKHE	ENKELABANTWANA	15	109.715	16.4572	126.1722	126.1722		0	0
43 Dr Nkosazana Zuma Municipality	5518769261	MOLOI THEMBINKOSI	ENKELABANTWANA	15	109.715	16.4572	126.1722	126.1722		0	0
44 Dr Nkosazana Zuma Municipality	5522958064	DLAMINI NOMAZULU	Brick House	15	109.715	16.4572	126.1722	126.1722		0	0
45 Dr Nkosazana Zuma Municipality	5524036527	NZIMANDE HLAZIKAHLE	Traditional House	15	109.715	16.4572	126.1722	126.1722		0	0
46 Dr Nkosazana Zuma Municipality	5549528501	MBANJWA ZISHU	Brick House	15	109.715	16.4572	126.1722	126.1722		0	0
47 Dr Nkosazana Zuma Municipality	5575029206	DLAMINI ANAASTASIA KHUBONI SUKANI	STOFFEL TON IMPENDLE KZN HLANGANANI 3 CREIGHTON	15	109.715	16.4572	126.1722	126.1722		0	0
48 Dr Nkosazana Zuma Municipality	5591866076	WILLBROAD	IXOPO CNC KZN OU HLANGANANI 3 CREIGHTON	15	109.715	16.4572	126.1722	126.1722		0	0
49 Dr Nkosazana Zuma Municipality	5592708996	MTOLO MBANANI	IXOPO CNC KZN OU HLANGANANI 3 CREIGHTON	15	109.715	16.4572	126.1722	126.1722		0	0
50 Dr Nkosazana Zuma Municipality	5594500743	DLAMINI MFUNDISI KAIZER	IXOPO CNC KZN OU HLANGANANI 3 CREIGHTON	15	109.715	16.4572	126.1722	126.1722		0	0
51 Dr Nkosazana Zuma Municipality	5595597445	SHEZI ROBERT	IXOPO CNC KZN OU HLANGANANI 3 CREIGHTON	15	109.715	16.4572	126.1722	126.1722		0	0
52 Dr Nkosazana Zuma Municipality	5595830295	LANGA CYNTHIA LANGA THANDIWE	IXOPO CNC KZN OU HLANGANANI 3 CREIGHTON	15	109.715	16.4572	126.1722	126.1722		0	0
53 Dr Nkosazana Zuma Municipality	5596194077	ALBERTINA	IXOPO CNC KZN OU HLANGANANI 3 CREIGHTON	15	109.715	16.4572	126.1722	126.1722		0	0
54 Dr Nkosazana Zuma Municipality	5597538792	MBANJWA CATHERINA	IXOPO CNC KZN OU HLANGANANI 3 CREIGHTON	15	109.715	16.4572	126.1722	126.1722		0	0
55 Dr Nkosazana Zuma Municipality	5600191899	MBANJWA BHULABHULA	IXOPO CNC KZN OU	15	109.715	16.4572	126.1722	126.1722		0	0
56 Dr Nkosazana Zuma Municipality	5611573227	SOSIBO BAQIPHILE	MQATSHENI UNDERBURG KZN	15	109.715	16.4572	126.1722	126.1722		0	0
57 Dr Nkosazana Zuma Municipality	5615488349	MIYA BUSISIWE	MQATSHENI UNDERBURG KZN	15	109.715	16.4572	126.1722	126.1722		0	0
58 Dr Nkosazana Zuma Municipality	5629963203	MADIYA NOKWANDA RITTA	15 109.715 16.4572 126.1722 0	15	109.715	16.4572	126.1722	126.1722		0	0
59 Dr Nkosazana Zuma Municipality	5646897785	DLAMINI G	NKUMBA	15	109.715	16.4572	126.1722	126.1722		0	0
60 Dr Nkosazana Zuma Municipality	5680918498	XOLO PHINDILE MAUREEN	AMAKHUZA S1 UNDERBERG KZN	15	109.715	16.4572	126.1722	126.1722		0	0

129 Dr Nkosazana Zuma Municipality	6653097180	NDLOVU JOHNSON	Brick House	15	109.715	16.4572	126.1722	0
130 Dr Nkosazana Zuma Municipality	6658230113	MBANJWA NOZAMANI MARIA	HLANGANANI	15	109.715	16.4572	126.1722	0
131 Dr Nkosazana Zuma Municipality	6669662119	PRUDENCE	NDZ	15	109.715	16.4572	126.1722	0
132 Dr Nkosazana Zuma Municipality	6666892427	DLAMINI NONHLANHLA	DONNYBROOK	15	109.715	16.4572	126.1722	0
133 Dr Nkosazana Zuma Municipality	6692620026	VERONICA	NDZ	15	109.715	16.4572	126.1722	0
134 Dr Nkosazana Zuma Municipality	6710069428	DUMA ABCOL	MQATSHENI UNDERBURG KZN	15	109.715	16.4572	126.1722	0
135 Dr Nkosazana Zuma Municipality	6710267198	DLANGISA NOMDAGASANE	KWAPITELA UNDERBURG KZN	15	109.715	16.4572	126.1722	0
136 Dr Nkosazana Zuma Municipality	6731218166	MARIA	IXOPO CNC KZN OU	15	109.715	16.4572	126.1722	0
137 Dr Nkosazana Zuma Municipality	6734185809	MAJOZI VIRGINIA	MQATSHENI UNDERBURG KZN	15	109.715	16.4572	126.1722	0
138 Dr Nkosazana Zuma Municipality	6738528015	NZIMANDE LINDELEZI	HLANGANANI 3 CREIGHTON	15	109.715	16.4572	126.1722	0
139 Dr Nkosazana Zuma Municipality	6742448318	NZIMANDE FRANCIS	IXOPO CNC KZN OU	15	109.715	16.4572	126.1722	0
140 Dr Nkosazana Zuma Municipality	6745483544	LANGA SINDY PROTASIA	HLANGANANI 3 CREIGHTON	15	109.715	16.4572	126.1722	0
141 Dr Nkosazana Zuma Municipality	6745483544	LANGA SINDY PROTASIA	IXOPO CNC KZN OU	15	109.715	16.4572	126.1722	0
142 Dr Nkosazana Zuma Municipality	6745985095	DESOLERIA	HLANGANANI 3 CREIGHTON	15	109.715	16.4572	126.1722	0
143 Dr Nkosazana Zuma Municipality	6747536871	ZIQUBU NTOMBIKHONA	IXOPO CNC KZN OU	15	109.715	16.4572	126.1722	0
144 Dr Nkosazana Zuma Municipality	6754241616	NOLELA SHILO	MQATSHENI UNDERBURG KZN	15	109.715	16.4572	126.1722	0
145 Dr Nkosazana Zuma Municipality	6767389045	DLAMINI MICHEAL	STEPMORE	15	109.715	16.4572	126.1722	0
146 Dr Nkosazana Zuma Municipality	6773598045	DLUNGWANA MBUZESI	HLANGANANI 3 CREIGHTON	15	109.715	16.4572	126.1722	0
147 Dr Nkosazana Zuma Municipality	6775050556	WILLIEM	IXOPO CNC KZN OU	15	109.715	16.4572	126.1722	0
148 Dr Nkosazana Zuma Municipality	6775387694	MNCABE THEMBINKOSI	MQATSHENI UNDERBURG KZN	15	109.715	16.4572	126.1722	0
149 Dr Nkosazana Zuma Municipality	6779610647	NGCOBO DUDUZILE	Brick House	15	109.715	16.4572	126.1722	0
150 Dr Nkosazana Zuma Municipality	6780753136	MADUNA VENANTIA	HLANGANANI 3 CREIGHTON	15	109.715	16.4572	126.1722	0
151 Dr Nkosazana Zuma Municipality	6790152751	SIMANGELE	IXOPO CNC KZN OU	15	109.715	16.4572	126.1722	0
152 Dr Nkosazana Zuma Municipality	6790753136	MADIKIZELA VUMANI	AMAKHUZE UNDERBERG KZN OU	15	109.715	16.4572	126.1722	0
153 Dr Nkosazana Zuma Municipality	6790152751	DLAMINI ELIZABETH NTOMBI	HLANGANANI 3 CREIGHTON	15	109.715	16.4572	126.1722	0
154 Dr Nkosazana Zuma Municipality	6790362920	DLUNGWANE MTHANDENI	IXOPO CNC KZN OU	15	109.715	16.4572	126.1722	0
155 Dr Nkosazana Zuma Municipality	6802190617	SKHANYISO	HLANGANANI 3 CREIGHTON	15	109.715	16.4572	126.1722	0
156 Dr Nkosazana Zuma Municipality	6802190617	SOSIBO BABYI ALEX	IXOPO CNC KZN OU	15	109.715	16.4572	126.1722	0
157 Dr Nkosazana Zuma Municipality	6807995312	MAJOZI THENJIWE	MQATSHENI UNDERBURG KZN	15	109.715	16.4572	126.1722	0
158 Dr Nkosazana Zuma Municipality	6815413268	GAMEDE ZILINDE RAFAEL	HLANGANANI 3 CREIGHTON	15	109.715	16.4572	126.1722	0
159 Dr Nkosazana Zuma Municipality	6816742250	ZONDI BENGASI HOMISTAH	IXOPO CNC KZN OU	15	109.715	16.4572	126.1722	0
160 Dr Nkosazana Zuma Municipality	6819434194	NZIMANDE FISIWE GRACIA	HLANGANANI 3 CREIGHTON	15	109.715	16.4572	126.1722	0
161 Dr Nkosazana Zuma Municipality	6824167624	GAMEDE KHETHIWE EUNICE	IXOPO CNC KZN OU	15	109.715	16.4572	126.1722	0
162 Dr Nkosazana Zuma Municipality	6834822221	NGUBO MBOKODO	TRADITIONAL HOUSE	15	109.715	16.4572	126.1722	0
163 Dr Nkosazana Zuma Municipality	6835676032	MAKATINI THEMBINKOSI	MQATSHENI UNDERBURG KZN	15	109.715	16.4572	126.1722	0
164 Dr Nkosazana Zuma Municipality	6837558854	LINDA XOLANI	MQATSHENI UNDERBURG KZN	15	109.715	16.4572	126.1722	0
165 Dr Nkosazana Zuma Municipality	6837558854	LINDA XOLANI	MQATSHENI UNDERBURG KZN	15	109.715	16.4572	126.1722	0
166 Dr Nkosazana Zuma Municipality	6842285204	DLAMINI KUFAKWEZE	HLANGANANI 3 CREIGHTON	15	109.715	16.4572	126.1722	0
167 Dr Nkosazana Zuma Municipality	6847776998	BENGU SIPHESIHLE	IXOPO CNC KZN OU	15	109.715	16.4572	126.1722	0
168 Dr Nkosazana Zuma Municipality	6847776998	COSMOS	MQATSHENI UNDERBURG KZN	15	109.715	16.4572	126.1722	0
169 Dr Nkosazana Zuma Municipality	6850234305	MBANJWA BENZELENI	HLANGANANI 3 CREIGHTON	15	109.715	16.4572	126.1722	0
170 Dr Nkosazana Zuma Municipality	6850234305	THEMBENI	IXOPO CNC KZN OU	15	109.715	16.4572	126.1722	0
171 Dr Nkosazana Zuma Municipality	6859345756	MAJOZI JONHSON SIBUSISO	MQATSHENI UNDERBURG KZN	15	109.715	16.4572	126.1722	0
172 Dr Nkosazana Zuma Municipality	6859482846	GCABA THOLAKELE	HLANGANANI 3 CREIGHTON	15	109.715	16.4572	126.1722	0
173 Dr Nkosazana Zuma Municipality	6859688789	MBANJWA PATRICIA	IXOPO CNC KZN OU	15	109.715	16.4572	126.1722	0
174 Dr Nkosazana Zuma Municipality	6859688789	VANACIA	HLANGANANI 3 CREIGHTON	15	109.715	16.4572	126.1722	0
175 Dr Nkosazana Zuma Municipality	6859688789	MBANJWA PATRICIA	IXOPO CNC KZN OU	15	109.715	16.4572	126.1722	0
176 Dr Nkosazana Zuma Municipality	6859688789	VANACIA	HLANGANANI 3 CREIGHTON	15	109.715	16.4572	126.1722	0
177 Dr Nkosazana Zuma Municipality	6869423211	NGWANE TERESSA	IXOPO CNC KZN OU	15	109.715	16.4572	126.1722	0
178 Dr Nkosazana Zuma Municipality	6870770802	BAFIKILE	IXOPO CNC KZN OU	15	109.715	16.4572	126.1722	0
179 Dr Nkosazana Zuma Municipality	6870770802	NZIMANDE BONGINKOSI	HLANGANANI 3 CREIGHTON	15	109.715	16.4572	126.1722	0
180 Dr Nkosazana Zuma Municipality	6871284161	CELE J	IXOPO CNC KZN OU	15	109.715	16.4572	126.1722	0
181 Dr Nkosazana Zuma Municipality	6874466407	SHEZI BUKANI	HLANGANANI	15	109.715	16.4572	126.1722	0
182 Dr Nkosazana Zuma Municipality	6880756526	SOSIBO ZIBUYILI	Brick House	15	109.715	16.4572	126.1722	0
183 Dr Nkosazana Zuma Municipality	6881848808	MEMELA GLAYS	HLANGANANI 3 CREIGHTON	15	109.715	16.4572	126.1722	0
184 Dr Nkosazana Zuma Municipality	6881848808	MEMELA GLAYS	IXOPO CNC KZN OU	15	109.715	16.4572	126.1722	0
185 Dr Nkosazana Zuma Municipality	6883884645	NTOMBIFIKILE MTHEMBU	MQATSHENI UNDERBURG KZN	15	109.715	16.4572	126.1722	0
186 Dr Nkosazana Zuma Municipality	6886208949	THENGANE HADEBE	AMAKUZA KILMUN S1	15	109.715	16.4572	126.1722	0
187 Dr Nkosazana Zuma Municipality	6887289738	BUYISIWE DLAMINI	UNDERBERG CNC KZN OU	15	109.715	16.4572	126.1722	0
188 Dr Nkosazana Zuma Municipality	6888298912	BONGIWE JILI	AMAKUZA KILMUN S1	15	109.715	16.4572	126.1722	0
189 Dr Nkosazana Zuma Municipality	6889010230	GQINU MAZEDALA	UNDERBERG CNC KZN OU	15	109.715	16.4572	126.1722	0
190 Dr Nkosazana Zuma Municipality	6889334082	KHOLISILE SHOBA	AMAKUZA KILMUN S1	15	109.715	16.4572	126.1722	0

235 Dr Nkosazana Zuma Municipality	7122325528	MBANJWA NANA THEODORE	HLANGANANI 3 CREIGHTON IXOPO CNC KZN OU	15	109.715	16.4572	126.1722	0
236 Dr Nkosazana Zuma Municipality	7146786806	ZUMA LANDIWE ANNATORIA	HLANGANANI 3 CREIGHTON IXOPO CNC KZN OU	15	109.715	16.4572	126.1722	0
237 Dr Nkosazana Zuma Municipality	7147339274	ZUMA PRESILLA	HLANGANANI 3 CREIGHTON IXOPO CNC KZN OU	15	109.715	16.4572	126.1722	0
238 Dr Nkosazana Zuma Municipality	7161347515	NDWALANE GOONESS	HLANGANANI 3 CREIGHTON IXOPO CNC KZN OU	15	109.715	16.4572	126.1722	0
239 Dr Nkosazana Zuma Municipality	7168071400	NOHLAOLI DOLLY	HOUSE AT KWAPITELA NEAR KWAPITELA SPORT GROUND	15	109.715	16.4572	126.1722	0
240 Dr Nkosazana Zuma Municipality	7174614624	NDWALANE PRISCA BONGEKILE	HLANGANANI 3 CREIGHTON IXOPO CNC KZN OU	15	109.715	16.4572	126.1722	0
241 Dr Nkosazana Zuma Municipality	7177042565	SHELEMBE BAKHETHILE	HLANGANANI 3 CREIGHTON IXOPO CNC KZN OU	15	109.715	16.4572	126.1722	0
242 Dr Nkosazana Zuma Municipality	7184668810	NGCOBO PHAMBUKILE	TRADITIONAL HOUSE	15	109.715	16.4572	126.1722	0
243 Dr Nkosazana Zuma Municipality	7197902936	SOWELA NOSIPHO A SHOBA SINDISWA LETHIWE	HLANGANANI 3 CREIGHTON IXOPO CNC KZN OU	15	109.715	16.4572	126.1722	0
244 Dr Nkosazana Zuma Municipality	7200768709	NOKUTHU	AMAKUZA UNDERBURG KZN	15	109.715	16.4572	126.1722	0
245 Dr Nkosazana Zuma Municipality	7205260333	SOSIBO HEMRIETTA	HLANGANANI 3 CREIGHTON IXOPO CNC KZN OU	15	109.715	16.4572	126.1722	0
246 Dr Nkosazana Zuma Municipality	7210124087	SINDISIWE MOKUBUNA BUSISIWE	HLANGANANI 3 CREIGHTON IXOPO CNC KZN OU	15	109.715	16.4572	126.1722	0
247 Dr Nkosazana Zuma Municipality	7212892696	NONORATTA	HLANGANANI 3 CREIGHTON IXOPO CNC KZN OU	15	109.715	16.4572	126.1722	0
248 Dr Nkosazana Zuma Municipality	7212892696	ZULU BHEKIMPI DANIEL	HLANGANANI 3 CREIGHTON IXOPO CNC KZN OU	15	109.715	16.4572	126.1722	0
249 Dr Nkosazana Zuma Municipality	7215419649	ZUMA PHATHEKILE PELAGRINA	HLANGANANI 3 CREIGHTON IXOPO CNC KZN OU	15	109.715	16.4572	126.1722	0
250 Dr Nkosazana Zuma Municipality	7216445498	DLAMINI ALEXIA ZANELE	HLANGANANI 3 CREIGHTON IXOPO CNC KZN OU	15	109.715	16.4572	126.1722	0
251 Dr Nkosazana Zuma Municipality	7224981172	SOSIBO QONDENI	HLANGANANI 3 CREIGHTON IXOPO CNC KZN OU	15	109.715	16.4572	126.1722	0
252 Dr Nkosazana Zuma Municipality	7223306066	BAKHALISE	BHATINI	15	109.715	16.4572	126.1722	0
253 Dr Nkosazana Zuma Municipality	7222268524	MIKIZE KWENZEKILE	BHATINI	15	109.715	16.4572	126.1722	0
254 Dr Nkosazana Zuma Municipality	7222268524	SHEZI KHULUMILE PAULINA	BHATINI	15	109.715	16.4572	126.1722	0
255 Dr Nkosazana Zuma Municipality	7236709657	SHEZI KHULUMILE PAULINA	BHATINI	15	109.715	16.4572	126.1722	0
256 Dr Nkosazana Zuma Municipality	7230465010	NENE VEZI	BHATINI	15	109.715	16.4572	126.1722	0
257 Dr Nkosazana Zuma Municipality	7242978414	MBATHA NGAKHEPHI	BHATINI	15	109.715	16.4572	126.1722	0
258 Dr Nkosazana Zuma Municipality	7240650177	MAZIBUKO ZIKHETHILE	SIZANENJANA KWABUTHO S1	15	109.715	16.4572	126.1722	0
259 Dr Nkosazana Zuma Municipality	7260613323	SARAPHINA	UNDERBERG KZN OU	15	109.715	16.4572	126.1722	0
260 Dr Nkosazana Zuma Municipality	7260635375	MBANJWA CEBISILE	BHATINI	15	109.715	16.4572	126.1722	0
261 Dr Nkosazana Zuma Municipality	7273945210	NJILO MATHULIZA	BRICK HOUSE SIBIZANE	15	109.715	16.4572	126.1722	0
262 Dr Nkosazana Zuma Municipality	7272686070	RADEBE SDE NINIZILE	BHATINI	15	109.715	16.4572	126.1722	0
263 Dr Nkosazana Zuma Municipality	7279556900	MAJILA SANELE	BHATINI	15	109.715	16.4572	126.1722	0
264 Dr Nkosazana Zuma Municipality	7281436206	JAMA QUILTY ANNASTASIA	BHATINI	15	109.715	16.4572	126.1722	0
265 Dr Nkosazana Zuma Municipality	7283526946	SHEZI SIYABONGA	BHATINI	15	109.715	16.4572	126.1722	0
266 Dr Nkosazana Zuma Municipality	7289972592	MZWANDILE	BHATINI	15	109.715	16.4572	126.1722	0
267 Dr Nkosazana Zuma Municipality	7292683586	DLAMINI BONGEKILE	NSIMBINI	15	109.715	16.4572	126.1722	0
268 Dr Nkosazana Zuma Municipality	7291682412	MBANJWA NTOMBIZONKE	NSIMBINI	15	109.715	16.4572	126.1722	0
269 Dr Nkosazana Zuma Municipality	7291682412	PROFIDENCE	NSIMBINI	15	109.715	16.4572	126.1722	0
270 Dr Nkosazana Zuma Municipality	7302621677	MEMELA DUMISILE	NSIMBINI	15	109.715	16.4572	126.1722	0
271 Dr Nkosazana Zuma Municipality	7307117663	PROTASIA	NSIMBINI	15	109.715	16.4572	126.1722	0
272 Dr Nkosazana Zuma Municipality	7333674486	SIZANENJANA KWABUTHO S1	UNDERBERG KZN OU	15	109.715	16.4572	126.1722	0
273 Dr Nkosazana Zuma Municipality	7347923874	BASI NONHLANHLA SYLVIA	UNDERBERG KZN OU	15	109.715	16.4572	126.1722	0
274 Dr Nkosazana Zuma Municipality	7365689031	DIDI NONCEBA	HLANGANANI	15	109.715	16.4572	126.1722	0
275 Dr Nkosazana Zuma Municipality	7369740550	MADONDA KHOLISILE	HLANGANANI	15	109.715	16.4572	126.1722	0
276 Dr Nkosazana Zuma Municipality	7382815103	MADONDA KHOLISILE	HLANGANANI	15	109.715	16.4572	126.1722	0
277 Dr Nkosazana Zuma Municipality	7441176824	MADONDA KHOLISILE	HLANGANANI	15	109.715	16.4572	126.1722	0
278 Dr Nkosazana Zuma Municipality	7441274785	JILI BAZUKILE	SANDANEZWE RICHMOND KZN	15	109.715	16.4572	126.1722	0
279 Dr Nkosazana Zuma Municipality	7441344073	DLAMINI LINDANI	HLANGANANI	15	109.715	16.4572	126.1722	0
280 Dr Nkosazana Zuma Municipality	7442231434	MEMELA DUMISANE	HLANGANANI	15	109.715	16.4572	126.1722	0
281 Dr Nkosazana Zuma Municipality	7443914837	GEORGE	HLANGANANI	15	109.715	16.4572	126.1722	0
282 Dr Nkosazana Zuma Municipality	7454045930	MNDAWENI FIKELEPHI	SANDANEZWE RICHMOND KZN	15	109.715	16.4572	126.1722	0
283 Dr Nkosazana Zuma Municipality	7458059454	ELIZABETH	SIZANENJANA KWABUTHO S1	15	109.715	16.4572	126.1722	0
284 Dr Nkosazana Zuma Municipality	7461447304	OLUDLU MKHASHWA	SIZANENJANA KWABUTHO S1	15	109.715	16.4572	126.1722	0
285 Dr Nkosazana Zuma Municipality	7478565223	PHILLIP	UNDERBERG KZN OU	15	109.715	16.4572	126.1722	0
286 Dr Nkosazana Zuma Municipality	7488290205	MKHULISI NOMATHEMBU	SIZANENJANA KWABUTHO S1	15	109.715	16.4572	126.1722	0
287 Dr Nkosazana Zuma Municipality	7490702284	PHILPA	UNDERBERG KZN OU	15	109.715	16.4572	126.1722	0
288 Dr Nkosazana Zuma Municipality	7490909668	NJILO MATHILI	UNDERBERG KZN OU	15	109.715	16.4572	126.1722	0
289 Dr Nkosazana Zuma Municipality	7518881750	MAZIBUKO GLADNESS	UNDERBERG KZN OU	15	109.715	16.4572	126.1722	0
290 Dr Nkosazana Zuma Municipality	7519013913	NOMATHAMSANQA	UNDERBERG KZN OU	15	109.715	16.4572	126.1722	0
291 Dr Nkosazana Zuma Municipality	7528705480	MAZIBUKO SLINDILE WENDY	UNDERBERG KZN OU	15	109.715	16.4572	126.1722	0
292 Dr Nkosazana Zuma Municipality	7536183744	MEMELA BONISILE	UNDERBERG KZN OU	15	109.715	16.4572	126.1722	0
293 Dr Nkosazana Zuma Municipality	7551768778	CLEMENTINE	MQATSHENI	15	109.715	16.4572	126.1722	0
		MADLALA HADIO IRENE	MQATSHENI	15	109.715	16.4572	126.1722	0
		DUMA MANDLENKOSI LINDA	MQATSHENI	15	109.715	16.4572	126.1722	0
		DLAMINI BHEKI	TRADITIONAL HOUSE	15	109.715	16.4572	126.1722	0
		MIYA NTANTI	MHLANGENI UNDERBERG KZN	15	109.715	16.4572	126.1722	0
		JILI KHANYISILE FLORENCE	HOUSE	15	109.715	16.4572	126.1722	0
		MKHULISE NONYAMEZELO	SIZANENJANA KWABUTHO S1	15	109.715	16.4572	126.1722	0
		EVELYN	UNDERBERG KZN OU	15	109.715	16.4572	126.1722	0
		MTHEMBU SWELENI	UNDERBERG KZN OU	15	109.715	16.4572	126.1722	0
		DUMAZILE	UNDERBERG KZN OU	15	109.715	16.4572	126.1722	0
		DAWE NOMATHEMBA	UNDERBERG KZN OU	15	109.715	16.4572	126.1722	0
		REGINA	SANDANEZWE RICHMOND KZN	15	109.715	16.4572	126.1722	0
		XABA FUNANI	TARS VALLEY CREIGHTON KZN	15	109.715	16.4572	126.1722	0
		MNDALI HAWUKILE ANNIE	AMAKUZA UNDERBURG KZN	15	109.715	16.4572	126.1722	0
		NTSHIZA MOZO LENA	AMAKUZA UNDERBURG KZN	15	109.715	16.4572	126.1722	0
		MAY BUSISIWE BEAUTY	AMAKUZA UNDERBURG KZN	15	109.715	16.4572	126.1722	0
		SHOBA BALO BATHULISE	AMAKUZA UNDERBURG KZN	15	109.715	16.4572	126.1722	0
		VICTOR ZONDI	AMAKUZA S1 KZN OU	15	109.715	16.4572	126.1722	0

		CAGWE NOCICIYELO							
352	Dr Nkosazana Zuma Municipality	7842330576	VICTORIA	AMAKHUZE UNDERBURG KZN	15	109.715	16.4572	126.1722	0
353	Dr Nkosazana Zuma Municipality	7844033577	SHOBA BASUKILE	KILMUN	15	109.715	16.4572	126.1722	0
354	Dr Nkosazana Zuma Municipality	7844106705	DLAMINI EMMERENCIA	HLANGANANI 4 UNDERBERG	15	109.715	16.4572	126.1722	0
			XOLISILE	KZN					
355	Dr Nkosazana Zuma Municipality	7844960149	DLAMINI KHUMBULANI	HLANGANANI 4 UNDERBERG	15	109.715	16.4572	126.1722	0
			JIMSON	KZN					
356	Dr Nkosazana Zuma Municipality	7845075538	DLAMINI BUSISIWE DOLLY	HLANGANANI 4 UNDERBERG	15	109.715	16.4572	126.1722	0
				KZN					
357	Dr Nkosazana Zuma Municipality	7845159880	MBANJWA ESTHER MANUNU	HLANGANANI 4 UNDERBERG	15	109.715	16.4572	126.1722	0
			DLAMINI NTSIDANE	KZN					
358	Dr Nkosazana Zuma Municipality	7845569563	HOWARD	HLANGANANI 4 UNDERBERG	15	109.715	16.4572	126.1722	0
			DLAMINI BAKHIPHILE	KZN					
359	Dr Nkosazana Zuma Municipality	7848860335	CLEMENTINA	KZN	15	109.715	16.4572	126.1722	0
360	Dr Nkosazana Zuma Municipality	7849066612	GAZU MZONDENI FANA	AMAKHUZE UNDERBURG KZN	15	109.715	16.4572	126.1722	0
361	Dr Nkosazana Zuma Municipality	7849066612	GAZU MZONDENI FANA	AMAKHUZE UNDERBURG KZN	15	109.715	16.4572	126.1722	0
362	Dr Nkosazana Zuma Municipality	7850747068	MNGUNI BAWINILE		15	109.715	16.4572	126.1722	0
			WINNIFRIEDA	AMAKHUZE UNDERBURG KZN					
363	Dr Nkosazana Zuma Municipality	7852285121	DLAMINI GEZIZWE	HLANGANANI 4 UNDERBERG	15	109.715	16.4572	126.1722	0
			MZIKAYISE	KZN					
364	Dr Nkosazana Zuma Municipality	7856156186	MBELU ANTO M	STOFFELTON IMPENDLE KZN	15	109.715	16.4572	126.1722	0
			CHONCO JABULILE	AMAQADI NCWADI DEEPDALE S1					
365	Dr Nkosazana Zuma Municipality	7862051561	VICTORIA	HOWICK KZN OU	15	109.715	16.4572	126.1722	0
366	Dr Nkosazana Zuma Municipality	7863705927	ZONDI MZONJANA	KILMUN	15	109.715	16.4572	126.1722	0
367	Dr Nkosazana Zuma Municipality	7863898484	MTOLO BUYISIWE	KILMUN	15	109.715	16.4572	126.1722	0
368	Dr Nkosazana Zuma Municipality	7877230415	SHOBA CABANGILE	KILMUN	15	109.715	16.4572	126.1722	0
369	Dr Nkosazana Zuma Municipality	7877332748	RADEBE ZISAKHE	KILMUN	15	109.715	16.4572	126.1722	0
370	Dr Nkosazana Zuma Municipality	7878573658	MTOLO ROSINA	KILMUN	15	109.715	16.4572	126.1722	0
371	Dr Nkosazana Zuma Municipality	7884574008	DLAMINI PRINCESS		15	109.715	16.4572	126.1722	0
			ZITHELILE	AMAKHUZE UNDERBURG KZN					
372	Dr Nkosazana Zuma Municipality	7885912762	JAMA BHIZA	KILMUN	15	109.715	16.4572	126.1722	0
373	Dr Nkosazana Zuma Municipality	7885912762	JAMA BHIZA	KILMUN	15	109.715	16.4572	126.1722	0
374	Dr Nkosazana Zuma Municipality	7897523217	KHANYILE CORNELIA	KILMUN	15	109.715	16.4572	126.1722	0
375	Dr Nkosazana Zuma Municipality	7901765136	MTOLO NANA	KILMUN	15	109.715	16.4572	126.1722	0
376	Dr Nkosazana Zuma Municipality	7903459407	NTSHIZA DUDUZILE	KILMUN	15	109.715	16.4572	126.1722	0
377	Dr Nkosazana Zuma Municipality	7906175923	MADUNA VITUS SIPHELELE	HLANGANANI S1 IXOPO KZN OU	15	109.715	16.4572	126.1722	0
378	Dr Nkosazana Zuma Municipality	7909742964	DLAMINI NICHOLAS		15	109.715	16.4572	126.1722	0
			MABHUBHE	AMAKHUZE UNDERBURG KZN					
379	Dr Nkosazana Zuma Municipality	7910585048	MTHEMBU NTOMBIKHONA	AMAKHUZE UNDERBURG KZN	15	109.715	16.4572	126.1722	0
380	Dr Nkosazana Zuma Municipality	7914031365	MKHIZE SHUMISILE	KILMUN	15	109.715	16.4572	126.1722	0
381	Dr Nkosazana Zuma Municipality	7915004826	DLAMINI XOLILE	AMAKHUZE UNDERBURG KZN	15	109.715	16.4572	126.1722	0
382	Dr Nkosazana Zuma Municipality	7921387033	MNGUNI FIKEPHI	AMAKHUZE UNDERBURG KZN	15	109.715	16.4572	126.1722	0
383	Dr Nkosazana Zuma Municipality	7921434558	NZIMANDE THITHI REMEGIA	AMAKHUZE UNDERBURG KZN	15	109.715	16.4572	126.1722	0
384	Dr Nkosazana Zuma Municipality	7939076752	ZIKODE DUDUZILE	KILMUN	15	109.715	16.4572	126.1722	0
385	Dr Nkosazana Zuma Municipality	7945230086	BHENGU NONHLANHLA	KILMUN	15	109.715	16.4572	126.1722	0
386	Dr Nkosazana Zuma Municipality	7954744755	MNGUNI IDA	KILMUN	15	109.715	16.4572	126.1722	0
387	Dr Nkosazana Zuma Municipality	7955866656	ZONDI NOMQANALO	QULASHE UNDERBURG KZN	15	109.715	16.4572	126.1722	0
388	Dr Nkosazana Zuma Municipality	7978029944	SHELEMBE MANDLENKOSI	SHARP LOCATION NEXT TO	15	109.715	16.4572	126.1722	0
			ROBENSON	DLANGANANI H SCHOOL					
389	Dr Nkosazana Zuma Municipality	7984813511	XABA NJABULO MOSES	CORINTH S1 IXOPO KZN OU	15	109.715	16.4572	126.1722	0
390	Dr Nkosazana Zuma Municipality	7989141374	DLAMINI HLEZIPHI GEORINA	SUN CITY BULWER PMB KZN	15	109.715	16.4572	126.1722	0
391	Dr Nkosazana Zuma Municipality	8015582845	MKHIZE THEMBANI	Brick House	15	109.715	16.4572	126.1722	0
392	Dr Nkosazana Zuma Municipality	8033396502	DLAMINI BABAZIVI MARRIET	AMAKHUZE UNDERBURG KZN	15	109.715	16.4572	126.1722	0
393	Dr Nkosazana Zuma Municipality	8039318063	JAMA MUNTU PHIKISILE	SUN CITY BULWER PMB KZN	15	109.715	16.4572	126.1722	0
394	Dr Nkosazana Zuma Municipality	8039318063	JAMA MUNTU PHIKISILE	SUN CITY BULWER PMB KZN	15	109.715	16.4572	126.1722	0
395	Dr Nkosazana Zuma Municipality	8047515524	MEMELA MUSAWENKOSI	NKWEZELA S1 UNDERBERG KZN	15	109.715	16.4572	126.1722	0
			GOODMAN	OU					
396	Dr Nkosazana Zuma Municipality	8049738980	DLAMINI MTHEKU MEDRINA	AMAKHUZE UNDERBURG KZN	15	109.715	16.4572	126.1722	0
397	Dr Nkosazana Zuma Municipality	8052137205	MEMELA MZOMUNYE	NKWEZELA	15	109.715	16.4572	126.1722	0
398	Dr Nkosazana Zuma Municipality	8060740428	NZIMANE N	Brick House	15	109.715	16.4572	126.1722	0
399	Dr Nkosazana Zuma Municipality	8060740428	NZIMANE N	Brick House	15	109.715	16.4572	126.1722	0
400	Dr Nkosazana Zuma Municipality	8063818899	CHULE THANDI BETREACE	SUN CITY BULWER PMB KZN	15	109.715	16.4572	126.1722	0
401	Dr Nkosazana Zuma Municipality	8066280862	LUKHOZI NOKUZOLA	Traditional house	15	109.715	16.4572	126.1722	0
			RADEBE BAZINI	NKWEZELA S1 UNDERBERG KZN					
402	Dr Nkosazana Zuma Municipality	8070077274	CONSTANCE	OU	15	109.715	16.4572	126.1722	0
			MEMELA PHILISIWE						
403	Dr Nkosazana Zuma Municipality	8078687286	MATHOTHO	SUN CITY BULWER PMB KZN	15	109.715	16.4572	126.1722	0
404	Dr Nkosazana Zuma Municipality	8088273227	DUMAKUDE KINKI PHYLLIS	SUN CITY BULWER PMB KZN	15	109.715	16.4572	126.1722	0
				SINKONKONKO UNDERBERG KZN					
405	Dr Nkosazana Zuma Municipality	8088649232	XULU ANNACLETTA LINDIWE	OU	15	109.715	16.4572	126.1722	0
			MEMELA MZAMANI	NKWEZELA S1 UNDERBERG KZN					
406	Dr Nkosazana Zuma Municipality	8089093744	MZOMUNI	OU	15	109.715	16.4572	126.1722	0
407	Dr Nkosazana Zuma Municipality	8089856638	DUMA DUMAZILE	SUN CITY BULWER PMB KZN	15	109.715	16.4572	126.1722	0
408	Dr Nkosazana Zuma Municipality	8096816515	MTOLO GCINIZIWE PHILIPH	SUN CITY BULWER PMB KZN	15	109.715	16.4572	126.1722	0
			KUBONE NTOMBIZA						
409	Dr Nkosazana Zuma Municipality	8099557421	ANNETTA	SUN CITY BULWER PMB KZN	15	109.715	16.4572	126.1722	0
			KUBONE NTOMBIZA						
410	Dr Nkosazana Zuma Municipality	8099557421	ANNETTA	SUN CITY BULWER PMB KZN	15	109.715	16.4572	126.1722	0
			KHATHI DWANA						
411	Dr Nkosazana Zuma Municipality	8107248338	FLORENTINA	AMAKUZA UNDERBURG KZN	15	109.715	16.4572	126.1722	0
412	Dr Nkosazana Zuma Municipality	8108068976	NZIMANDE THOKA		15	109.715	16.4572	126.1722	0
			ELIZABETH	AMAKHUZE UNDERBERG KZN OU					
413	Dr Nkosazana Zuma Municipality	8108222823	MNGUNI MANDLENKOSI		15	109.715	16.4572	126.1722	0
			PETROS	AMAKHUZE UNDERBERG KZN OU					
414	Dr Nkosazana Zuma Municipality	8108317397	MBANJWA PHUMELELE		15	109.715	16.4572	126.1722	0
			MARIA	AMAKHUZE UNDERBERG KZN OU					
415	Dr Nkosazana Zuma Municipality	8108412996	MAKHANYA IRENE	TRADITIONAL HOUSE	15	109.715	16.4572	126.1722	0

		MBANJWA THULISILE								
465	Dr Nkosazana Zuma Municipality	8202564613	ANNACLETA	AMAKUZA UNDERBURG KZN	15	109.715	16.4572	126.1722	0	
466	Dr Nkosazana Zuma Municipality	8205926893	DLAMINI BALUNGILE	AMAKHUZE UNDERBURG KZN	15	109.715	16.4572	126.1722	0	
467	Dr Nkosazana Zuma Municipality	8208209818	MTHEMBU SANELISIWE							
			CORNELIA	AMAKHUZE UNDERBURG KZN	15	109.715	16.4572	126.1722	0	
468	Dr Nkosazana Zuma Municipality	8221023709	KHWELA EUGENIA							
			NONTOKOZO	TRANSOFRMER ZONE PBT25	15	109.715	16.4572	126.1722	0	
469	Dr Nkosazana Zuma Municipality	8228240060	MNCWABE FRANCIS							
			MBONGENI	Traditional	15	109.715	16.4572	126.1722	0	
470	Dr Nkosazana Zuma Municipality	8228432253	MVUMBU SNANAZANA							
471	Dr Nkosazana Zuma Municipality	8235428608	CLEMENTINE	AMAKUZA UNDERBURG KZN	15	109.715	16.4572	126.1722	0	
			NXELE THOBILE EUNICE	AMAKHUZE UNDERBURG KZN	15	109.715	16.4572	126.1722	0	
472	Dr Nkosazana Zuma Municipality	8249354583	AMAKUZA S1 UNDERBERG KZN	OU	15	109.715	16.4572	126.1722	0	
473	Dr Nkosazana Zuma Municipality	8252559157	LINDA HLANGANANI MOSES	AMAKUZA S1 UNDERBERG KZN	15	109.715	16.4572	126.1722	0	
			MNGUNI BATHINI QIKI	OU	15	109.715	16.4572	126.1722	0	
474	Dr Nkosazana Zuma Municipality	8260273097	NZIMANDE TSHENGISILE							
475	Dr Nkosazana Zuma Municipality	8280721492	CATHRYNE	AMAKUZA UNDERBURG KZN	15	109.715	16.4572	126.1722	0	
			MNGUNI LUNGISILE	AMAKHUZE UNDERBURG KZN	15	109.715	16.4572	126.1722	0	
476	Dr Nkosazana Zuma Municipality	8294301571	AMAKUZA S1 UNDERBERG KZN	OU	15	109.715	16.4572	126.1722	0	
			JAMA KHULEKANI							
477	Dr Nkosazana Zuma Municipality	8296444478	DLAMINI MLUNGISENI	AMAKHUZE UNDERBURG KZN	15	109.715	16.4572	126.1722	0	
			PETROS	AMAKUZA S1 UNDERBERG KZN	15	109.715	16.4572	126.1722	0	
478	Dr Nkosazana Zuma Municipality	8297321390	MNGUNI MANAKAZI	OU	15	109.715	16.4572	126.1722	0	
			VENENCIA	AMAKUZA S1 UNDERBERG KZN	15	109.715	16.4572	126.1722	0	
479	Dr Nkosazana Zuma Municipality	8303398468	MNGUNI NPHOSI	OU	15	109.715	16.4572	126.1722	0	
			NTOMBIFUTHI	AMAKUZA S1 UNDERBERG KZN	15	109.715	16.4572	126.1722	0	
480	Dr Nkosazana Zuma Municipality	8304572902	AMAKUZA S1 UNDERBERG KZN	OU	15	109.715	16.4572	126.1722	0	
481	Dr Nkosazana Zuma Municipality	8312438481	LINDA TSHAYAZANE	Brick House	15	109.715	16.4572	126.1722	0	
			ZUMA KHUMBUZILE	AMAKUZA S1 UNDERBERG KZN	15	109.715	16.4572	126.1722	0	
482	Dr Nkosazana Zuma Municipality	8315119559	AMAKUZA S1 UNDERBERG KZN	OU	15	109.715	16.4572	126.1722	0	
			LINDA LINDILENI EVELYN	AMAKUZA S1 UNDERBERG KZN	15	109.715	16.4572	126.1722	0	
483	Dr Nkosazana Zuma Municipality	8320587091	AMAKUZA S1 UNDERBERG KZN	OU	15	109.715	16.4572	126.1722	0	
			NZIMANDE ZETHU	AMAKUZA S1 UNDERBERG KZN	15	109.715	16.4572	126.1722	0	
484	Dr Nkosazana Zuma Municipality	8326168526	AMAKUZA S1 UNDERBERG KZN	OU	15	109.715	16.4572	126.1722	0	
			ZUMA PRINCES BONISILE	AMAKUZA S1 UNDERBERG KZN	15	109.715	16.4572	126.1722	0	
485	Dr Nkosazana Zuma Municipality	8328766618	AMAKUZA S1 UNDERBERG KZN	OU	15	109.715	16.4572	126.1722	0	
			MBATHA SIZENI MAGAGRET	AMAKUZA S1 UNDERBERG KZN	15	109.715	16.4572	126.1722	0	
486	Dr Nkosazana Zuma Municipality	8329618648	CEBEKHULU THENJIWE	OU	15	109.715	16.4572	126.1722	0	
			SLYVIA	AMAKUZA S1 UNDERBERG KZN	15	109.715	16.4572	126.1722	0	
487	Dr Nkosazana Zuma Municipality	8333385336	AMAKUZA S1 UNDERBERG KZN	OU	15	109.				

567	Dr Nkosazana Zuma Municipality	8543396102	DLAMINI GODLIZWI ZAKHELE KHUMALO MKOTOSI	AMAKUZA S1 UNDERBERG KZN OU	15	109.715	16.4572	126.1722	0
568	Dr Nkosazana Zuma Municipality	8544516866	JANEROSA	AMAKUZA S1 UNDERBERG KZN OU	15	109.715	16.4572	126.1722	0
569	Dr Nkosazana Zuma Municipality	8546983043	ZONDI MABONA PETRUS	AMAKUZA S1 UNDERBERG KZN OU	15	109.715	16.4572	126.1722	0
570	Dr Nkosazana Zuma Municipality	8549172341	ZIKODE ELSIE	AMAKUZA S1 UNDERBERG KZN OU	15	109.715	16.4572	126.1722	0
571	Dr Nkosazana Zuma Municipality	8551727018	DLAMINI THABISILE MAUREEN DUMA PHILISIWE	AMAKUZA S1 UNDERBERG KZN OU	15	109.715	16.4572	126.1722	0
572	Dr Nkosazana Zuma Municipality	8552117115	THEODORAH	HOUSE	15	109.715	16.4572	126.1722	0
573	Dr Nkosazana Zuma Municipality	8552117115	DUMA PHILISIWE THEODORAH	HOUSE	15	109.715	16.4572	126.1722	0
574	Dr Nkosazana Zuma Municipality	8558728574	DLAMINI ZAMAKILE GRACIA MBANJWA CYNTHIA	AMAKUZA S1 UNDERBERG KZN OU	15	109.715	16.4572	126.1722	0
575	Dr Nkosazana Zuma Municipality	8559886847	THABISILE	AMAKUZA S1 UNDERBERG KZN OU	15	109.715	16.4572	126.1722	0
576	Dr Nkosazana Zuma Municipality	8560499855	DLAMINI NELISIWE SYLVASIA	AMAKUZA S1 UNDERBERG KZN OU	15	109.715	16.4572	126.1722	0
577	Dr Nkosazana Zuma Municipality	8566951352	ZONDI BEATOR FANISILE	AMAKUZA S1 UNDERBERG KZN OU	15	109.715	16.4572	126.1722	0
578	Dr Nkosazana Zuma Municipality	8574772271	ZONDI SWELEKILE MAYVIS KHUMALO NOKUZOTHA	AMAKUZA S1 UNDERBERG KZN OU	15	109.715	16.4572	126.1722	0
579	Dr Nkosazana Zuma Municipality	8576062677	IRENE	AMAKUZA S1 UNDERBERG KZN OU	15	109.715	16.4572	126.1722	0
580	Dr Nkosazana Zuma Municipality	8585544436	KUNENE DUMILE CYNTHIA	AMAKUZA S1 UNDERBERG KZN OU	15	109.715	16.4572	126.1722	0
581	Dr Nkosazana Zuma Municipality	8585619061	MIYA GETRUDE BATHABILE	AMAKUZA S1 UNDERBERG KZN OU	15	109.715	16.4572	126.1722	0
582	Dr Nkosazana Zuma Municipality	8599802009	DLAMINI FIKILE PRISCA	AMAKUZA S1 UNDERBERG KZN OU	15	109.715	16.4572	126.1722	0
583	Dr Nkosazana Zuma Municipality	8610923114	XABA BALINDILE ROBINAH	AMAKUZA S1 UNDERBERG KZN OU	15	109.715	16.4572	126.1722	0
584	Dr Nkosazana Zuma Municipality	8614173328	MOLEFE MAJUBA P MAKHAYE MUZIWANDILA	STOFFELTON IMPENDLE KZN BETHLEHEM BULWER	15	109.715	16.4572	126.1722	0
585	Dr Nkosazana Zuma Municipality	8617761930	REGINALD	UNDERBURG KZN	15	109.715	16.4572	126.1722	0
586	Dr Nkosazana Zuma Municipality	8625597134	SHEZI NGONENI CHUGUZA	AMAKUZA UNDERBURG KZN	15	109.715	16.4572	126.1722	0
587	Dr Nkosazana Zuma Municipality	8625799170	ZUMA PROTASIA QUEEN KHUBONI THEMBEKILE	AMAKUZA S1 UNDERBERG KZN OU	15	109.715	16.4572	126.1722	0
588	Dr Nkosazana Zuma Municipality	8626362231	SYLVASIA	AMAKUZA S1 UNDERBERG KZN OU	15	109.715	16.4572	126.1722	0
589	Dr Nkosazana Zuma Municipality	8628500118	DLAMINI SISENI OCTAVIA CHIYA THANDIWE	AMAKUZA S1 UNDERBERG KZN OU	15	109.715	16.4572	126.1722	0
590	Dr Nkosazana Zuma Municipality	8629475780	ANNACLETA	TRADITIONAL HOUSE	15	109.715	16.4572	126.1722	0
591	Dr Nkosazana Zuma Municipality	8631776652	PHOSWA PHUMLILE MAVIS PHUNGULA MABONGI	AMAKUZA S1 UNDERBERG KZN OU	15	109.715	16.4572	126.1722	0
592	Dr Nkosazana Zuma Municipality	8633881639	THELEKILE	AMAKUZA UNDERBURG KZN BETHLEHEM BULWER	15	109.715	16.4572	126.1722	0
593	Dr Nkosazana Zuma Municipality	8639477619	HLELA FIKILE DORIS	UNDERBURG KZN	15	109.715	16.4572	126.1722	0
594	Dr Nkosazana Zuma Municipality	8644812995	NGUBO IDAH	HOUSE	15	109.715	16.4572	126.1722	0
595	Dr Nkosazana Zuma Municipality	8660020343	MNCWABE NOKWENZIWA THERESA NDLOVU THANDEKILE	AMAKUZA UNDERBURG KZN	15	109.715	16.4572	126.1722	0
596	Dr Nkosazana Zuma Municipality	8669164157	ALPHINA	AMAKUZA UNDERBURG KZN	15	109.715	16.4572	126.1722	0
597	Dr Nkosazana Zuma Municipality	8670598155	MIYA MANAZI EUGENIA	ENKELEBANTWANA IXOPO KZN	15	109.715	16.4572	126.1722	0
598	Dr Nkosazana Zuma Municipality	8682047494	DIDI KHULEKANI	KWATHUNZI NKOTHWENI UNDERBURG KZN	15	109.715	16.4572	126.1722	0
599	Dr Nkosazana Zuma Municipality	8682047494	DIDI KHULEKANI NGUBANE JOSEPH	KWATHUNZI NKOTHWENI UNDERBURG KZN	15	109.715	16.4572	126.1722	0
600	Dr Nkosazana Zuma Municipality	8699002936	MAZENZE	AMAKUZA UNDERBURG KZN NOMANDLOVU DONNYBROOK	15	109.715	16.4572	126.1722	0
601	Dr Nkosazana Zuma Municipality	8703467610	KAMBULA NELISIWE	IXOPO KZN	15	109.715	16.4572	126.1722	0
602	Dr Nkosazana Zuma Municipality	8703850122	MAGUBANE SIFISO	AMAKUZA UNDERBURG KZN NOMANDLOVU DONNYBROOK	15	109.715	16.4572	126.1722	0
603	Dr Nkosazana Zuma Municipality	8713856813	KHAMBULE NOKUTHULA	IXOPO KZN	15	109.715	16.4572	126.1722	0
604	Dr Nkosazana Zuma Municipality	8715152867	MTOLO BUSISIWE VICTORIA	AMAKUZA UNDERBURG KZN NOMANDLOVU DONNYBROOK	15	109.715	16.4572	126.1722	0
605	Dr Nkosazana Zuma Municipality	8723383365	TENZA NOPHOSISA GAGU ELIZABETH	IXOPO KZN	15	109.715	16.4572	126.1722	0
606	Dr Nkosazana Zuma Municipality	8724962714	ZITHOBILE SHEZI HOMSTA	AMAKUZA UNDERBURG KZN	15	109.715	16.4572	126.1722	0
607	Dr Nkosazana Zuma Municipality	8726109011	THANDEKILE	AMAKUZA UNDERBURG KZN	15	109.715	16.4572	126.1722	0
608	Dr Nkosazana Zuma Municipality	8736264167	NDLOVU NTOKOZO	MQATSHENI UNDERBURG KZN	15	109.715	16.4572	126.1722	0
609	Dr Nkosazana Zuma Municipality	8747753972	MAJOLA BUSISIWE	MQATSHENI UNDERBURG KZN	15	109.715	16.4572	126.1722	0
610	Dr Nkosazana Zuma Municipality	8764177723	MBANJWA FIKILE	QULASHE UNDERBURG KZN	15	109.715	16.4572	126.1722	0
611	Dr Nkosazana Zuma Municipality	8768179403	MSWARA WINILE	QULASHE UNDERBURG KZN	15	109.715	16.4572	126.1722	0
612	Dr Nkosazana Zuma Municipality	8777712685	NGCOBO VELAPHI	STOFFELTON IMPENDLE KZN	15	109.715	16.4572	126.1722	0
613	Dr Nkosazana Zuma Municipality	8782004576	MBANJWA MAKHOSAZANA	AMAKUZA UNDERBURG KZN	15	109.715	16.4572	126.1722	0
614	Dr Nkosazana Zuma Municipality	8795683367	PHUNGULA ESTER	AMAKUZA UNDERBURG KZN NOMANDLOVU DONNYBROOK	15	109.715	16.4572	126.1722	0
615	Dr Nkosazana Zuma Municipality	8816995007	MEMELA THEMBILE NCOBENI DUMISILE	IXOPO KZN	15	109.715	16.4572	126.1722	0
616	Dr Nkosazana Zuma Municipality	8820682154	FRANCISCA	HLANGANANI S1 IXOPO CNC KZN OU	15	109.715	16.4572	126.1722	0
617	Dr Nkosazana Zuma Municipality	8832863479	RADEBE LUCY	STEPMORE	15	109.715	16.4572	126.1722	0
618	Dr Nkosazana Zuma Municipality	8839617602	MOKOENA THOBELA ANDREAS	EHLABENI BULWER KZN	15	109.715	16.4572	126.1722	0

685	Dr Nkosazana Zuma Municipality	9537223493	SHELEMBE ANGELINE THEMBEKILE	EMANGWANENI BULWER UNDERBURG KZN	15	109.715	16.4572	126.1722	0
686	Dr Nkosazana Zuma Municipality	9562660452	DUMA BAWINILE EUSTINE	MQATSHENI AREA NEAR	15	109.715	16.4572	126.1722	0
687	Dr Nkosazana Zuma Municipality	9586197858	MNGUNI HLELINGANI NGCEBELE MANELISI	MQATSHENI CLINIC AMAKHUZE UNDERBURG KZN	15	109.715	16.4572	126.1722	0
688	Dr Nkosazana Zuma Municipality	9604487966	NELSON NZIMANDE LINDIWE	AMAKHUZE UNDERBURG KZN	15	109.715	16.4572	126.1722	0
689	Dr Nkosazana Zuma Municipality	9606851274	PRECIOUS	AMAKUZA UNDERBURG KZN	15	109.715	16.4572	126.1722	0
690	Dr Nkosazana Zuma Municipality	9607287762	DLAMINI MVUMELENI SITHOLE MAUREEN	Traditional	15	109.715	16.4572	126.1722	0
691	Dr Nkosazana Zuma Municipality	9605611247	JABULILE	MQATSHENI UNDERBURG KZN XOSHEYAKHE	15	109.715	16.4572	126.1722	0
692	Dr Nkosazana Zuma Municipality	9628251732	MAPHANGA JABU	ENKELEBANTWANA PMB KZN	15	109.715	16.4572	126.1722	0
693	Dr Nkosazana Zuma Municipality	9638183417	MKHIZE MARGARET MTOLO THEMBISILE	MAHWQA UNDERBURG KZN	15	109.715	16.4572	126.1722	0
694	Dr Nkosazana Zuma Municipality	9664366213	ELIZABETH	AMAKUZA UNDERBURG KZN	15	109.715	16.4572	126.1722	0
695	Dr Nkosazana Zuma Municipality	9682724795	ZULU CURIL	HLANGANANI S1 IXOPO KZN	15	109.715	16.4572	126.1722	0
696	Dr Nkosazana Zuma Municipality	9690766303	DLAMINI MELTA BALUNGILE	AMAKUZA UNDERBURG KZN	15	109.715	16.4572	126.1722	0
697	Dr Nkosazana Zuma Municipality	9704754877	MNGUNI PHUMULILE	AMAKUZA UNDERBURG KZN HIMILVILLE AREA NEAR POST OFFICE	15	109.715	16.4572	126.1722	0
698	Dr Nkosazana Zuma Municipality	9705595303	LUSWAZI NKOSIBONILE MAMPELE NTOMBEKHAYA		15	109.715	16.4572	126.1722	0
699	Dr Nkosazana Zuma Municipality	9708353716	MARIET	AMAKUZA UNDERBURG KZN	15	109.715	16.4572	126.1722	0
700	Dr Nkosazana Zuma Municipality	9714161396	HLOPHE JONGOSI	SOKHELA S1 IXOPO KZN OU	15	109.715	16.4572	126.1722	0
701	Dr Nkosazana Zuma Municipality	9713641562	NDABA QUKHU VITALIS	AMAKUZA UNDERBURG KZN	15	109.715	16.4572	126.1722	0
702	Dr Nkosazana Zuma Municipality	9721333836	MABI HLAZILE HILDA MOTKOUNG CALTON	SUN CITY BULWER PMB KZN	15	109.715	16.4572	126.1722	0
703	Dr Nkosazana Zuma Municipality	9724473231	MFANYANA	MQATSHENI UNDERBURG KZN	15	109.715	16.4572	126.1722	0
704	Dr Nkosazana Zuma Municipality	9753322154	DLAMINI SIFISO PHUNGULA DUDUMO	EHLABENI BULWER KZN	15	109.715	16.4572	126.1722	0
705	Dr Nkosazana Zuma Municipality	9753757098	THOKOZILE	AMAKUZA UNDERBURG KZN	15	109.715	16.4572	126.1722	0
706	Dr Nkosazana Zuma Municipality	9754605464	PHUNGULA NKOSAZANA SOSIBO BUSELAPHI	AMAKUZA UNDERBURG KZN	15	109.715	16.4572	126.1722	0
707	Dr Nkosazana Zuma Municipality	9754928639	FLORENCE MAKHANYA PHUMLANI	AMAKUZA UNDERBURG KZN	15	109.715	16.4572	126.1722	0
708	Dr Nkosazana Zuma Municipality	9762165989	ANGELICUS	MQATSHENI UNDERBURG KZN	15	109.715	16.4572	126.1722	0
709	Dr Nkosazana Zuma Municipality	9768619336	MNDALI BUKISILE	AMAKUZA UNDERBURG KZN	15	109.715	16.4572	126.1722	0
710	Dr Nkosazana Zuma Municipality	9769989761	DUMA JOSEPH DLAMINI ELIZABETH	MQATSHENI UNDERBURG KZN	15	109.715	16.4572	126.1722	0
711	Dr Nkosazana Zuma Municipality	9785625711	HLengiWE DLAMINI MHLAKAZA	AMAKUZA UNDERBURG KZN	15	109.715	16.4572	126.1722	0
712	Dr Nkosazana Zuma Municipality	9788048820	PATRICK	AMAKUZA UNDERBURG KZN	15	109.715	16.4572	126.1722	0
713	Dr Nkosazana Zuma Municipality	9790075394	PHUNGULA VALELENI MNGUNI BANCAMILE	AMAKUZA UNDERBURG KZN	15	109.715	16.4572	126.1722	0
714	Dr Nkosazana Zuma Municipality	9792198729	OCTAVIA	AMAKHUZE UNDERBURG KZN	15	109.715	16.4572	126.1722	0
715	Dr Nkosazana Zuma Municipality	9792814283	PHUNGULA BUZELENI LANGA LETHANI	AMAKUZA UNDERBURG KZN	15	109.715	16.4572	126.1722	0
716	Dr Nkosazana Zuma Municipality	9794956064	BAKHOMBISE	AMAKUZA UNDERBURG KZN NOMANDLOVU DONNYBROOK IXOPO KZN	15	109.715	16.4572	126.1722	0
717	Dr Nkosazana Zuma Municipality	9801121495	DLAMINI SNENHLANHLA	AMAKUZA UNDERBURG KZN	15	109.715	16.4572	126.1722	0
718	Dr Nkosazana Zuma Municipality	9816202741	MJWAHA THOKO ADELINE		15	109.715	16.4572	126.1722	0
719	Dr Nkosazana Zuma Municipality	9821930497	NDLOVU NOMAGUGU UNICE		15	109.715	16.4572	126.1722	0
720	Dr Nkosazana Zuma Municipality	9832874162	JILI FARAI	DAYISABULWERKZN NOMANDLOVU DONNYBROOK IXOPO KZN	15	109.715	16.4572	126.1722	0
721	Dr Nkosazana Zuma Municipality	9848224189	MDLADLA BAJAHENI	AMAKUZA UNDERBURG KZN	15	109.715	16.4572	126.1722	0
722	Dr Nkosazana Zuma Municipality	9848478875	MJWARA SANAH	AMAKHUZE UNDERBURG KZN	15	109.715	16.4572	126.1722	0
723	Dr Nkosazana Zuma Municipality	9855520283	MNGUNI DELISANI MNGUNI MNCANE		15	109.715	16.4572	126.1722	0
724	Dr Nkosazana Zuma Municipality	9859023620	MAZITHATHELE	AMAKHUZE UNDERBURG KZN	15	109.715	16.4572	126.1722	0
725	Dr Nkosazana Zuma Municipality	9859360378	MEMELA NTOMBIFIKILE	MQATSHENI UNDERBURG KZN	15	109.715	16.4572	126.1722	0
726	Dr Nkosazana Zuma Municipality	9875756538	MJWARA NELISILE	MQATSHENI UNDERBURG KZN	15	109.715	16.4572	126.1722	0
727	Dr Nkosazana Zuma Municipality	9894571419	NDHLOVU REGINAH BOTSI	MQATSHENI UNDERBURG KZN	15	109.715	16.4572	126.1722	0
728	Dr Nkosazana Zuma Municipality	9904986757	NGCEMU GETRUDE JAMA MCUPHENI	MQATSHENI UNDERBURG KZN	15	109.715	16.4572	126.1722	0
729	Dr Nkosazana Zuma Municipality	9913052772	MTHEMBENI MEMELA MUZIWANELE	AMAKUZA UNDERBURG KZN	15	109.715	16.4572	126.1722	0
730	Dr Nkosazana Zuma Municipality	9913381657	DENNIS MEMELA MUZIWANELE	AMAKHUZE UNDERBURG KZN	15	109.715	16.4572	126.1722	0
731	Dr Nkosazana Zuma Municipality	9913381657	DENNIS	AMAKHUZE UNDERBURG KZN NOMANDLOVU DONNYBROOK IXOPO KZN	15	109.715	16.4572	126.1722	0
732	Dr Nkosazana Zuma Municipality	9925775105	VEZI ZANDILE CYNTHIA NZIMANDE THOMAS		15	109.715	16.4572	126.1722	0
733	Dr Nkosazana Zuma Municipality	9943761494	SIYABONGA	AMAKHUZE UNDERBURG KZN	15	109.715	16.4572	126.1722	0
734	Dr Nkosazana Zuma Municipality	9956656529	CHANGWE SABANI	NOMHOJANA UNDERBERG KZN	15	109.715	16.4572	126.1722	0
735	Dr Nkosazana Zuma Municipality	9959943774	LINDENI THULISILE	NOMHOJANA UNDERBERG KZN	15	109.715	16.4572	126.1722	0
736	Dr Nkosazana Zuma Municipality	9966476316	NSINDANE QHAMUKILE	NOMHOJANA UNDERBERG KZN	15	109.715	16.4572	126.1722	0
737	Dr Nkosazana Zuma Municipality	9965354777	NZIMANDE GONONDO	NOMHOJANA UNDERBERG KZN	15	109.715	16.4572	126.1722	0
738	Dr Nkosazana Zuma Municipality	9968922508	DLAMINI LILINALE LUSWAZI NONHLANHLA	BHIDLA BULWER KZN	15	109.715	16.4572	126.1722	0
739	Dr Nkosazana Zuma Municipality	9969184966	JOYCE	Brick House	15	109.715	16.4572	126.1722	0
740	Dr Nkosazana Zuma Municipality	9976351662	DLANGISA NTOMBIFUTHI	KWAPITELA UNDERBURG KZN	15	109.715	16.4572	126.1722	0
741	Dr Nkosazana Zuma Municipality	9984023317	KHUBONE VEZUMUSA	TRADITIONAL HOUSE	15	109.715	16.4572	126.1722	0
742	Dr Nkosazana Zuma Municipality	9992441192	ZONDI THELELENI	MAFOHLA	15	109.715	16.4572	126.1722	0
743	Dr Nkosazana Zuma Municipality	9993377496	MOLEFE J	HOUSE	15	109.715	16.4572	126.1722	0

ASSET MANAGEMENT REPORT AS AT 31 DECEMBER 2025

AUTHOR : Chief Financial Officer

1ST LEVEL : MANCO

2ND LEVEL : FINANCE COMMITTEE

3RD LEVEL : EXCO

4TH LEVEL : COUNCIL

1. PURPOSE

To report to the Committee and Council on the Asset management status and activities

2. LEGAL/STATUTORY REQUIREMENTS

- MFMA Act No.56 of 2003
- Asset management and disposal policy

3. BACKGROUND AND REASONING

Dr Nkosazana Dlamini-Zuma Local Municipality is required to ensure the effective and efficient control, utilization, safeguarding and management of Dr Nkosazana Dlamini Zuma Local Municipality's movable and immovable assets and to ensure proper recording of assets from authorisation to acquisition and subsequent disposal.

4. FINANCIAL IMPLICATIONS

This report outlines the financial performance and impact for Dr Nkosazana Dlamini-Zuma Local Municipality for the 2025/26 financial year, for the period ending 31 December 2025, as well as the financial position as at 31 December 2025. No additional financial implications for the municipality are expected.

DR NKOSAZANA DLAMINI ZUMA MUNICIPALITY FIXED ASSET REGISTER LEAD-SCHEDULE ANALYSIS OF PROPERTY PLANT AND EQUIPMENT, INTANGIBLE ASSETS AND INVESTMENT PROPERTY AS AT 31 DECEMBER 2025																			
Asset category	Class segment	Cost							Accumulated depreciation and impairment losses										Carrying Value
		Opening Balances	Correction of Prior year error		Additions	Additions W/P	Disposal/transfers	Closing Balance	Opening Balance Accumulated depreciation	Adjustment	Depreciation for the year	Closing Balance Accumulated depreciation	Opening Balance Accumulated Impairment	Impairment	Closing Balance Acc Impairment	Written Off/sold	Closing Balance		
		R	R		R	R	R	R	R	R	R	R	R	R	R	R	R	R	
Infrastructure		328 553 537	-		-	-	-	328 553 537	158 691 054	-	14 017 657	172 708 711	-	-	-	-	172 708 711	155 844 826	
	Trading Services	1 620 929	-		-	-	-	1 620 929	549 030	-	79 124	628 153	-	-	-	-	628 153	992 776	
	Economic and environmental services	326 932 607	-		-	-	-	326 932 607	158 142 024	-	13 938 533	172 080 558	-	-	-	-	172 080 558	154 852 050	
Community Assets		341 220 484	-	-	-	-	-	341 220 484	74 508 967	-	6 266 406	80 775 373	3 313 422	-	3 313 422	-	84 088 795	257 131 689	
	Community and public safety	324 527 115	-	-	-	-	-	324 527 115	64 154 837	-	5 785 837	69 940 675	1 074 885	-	1 074 885	-	71 015 560	253 511 555	
	Trading Services	8 410 544	-	-	-	-	-	8 410 544	5 303 923	-	190 805	5 494 728	2 230 760	-	2 230 760	-	7 725 487	685 056	
Machinery and equipment		16 294 453	-	-	-	-	-	16 294 453	7 543 007	-	692 229	8 235 236	18 594	-	18 594	-	8 253 830	8 315 622,88	
	Community and public safety	1 620 929	-	-	-	-	-	1 620 929	1 347 715	-	463 814	1 811 529	0	-	0	-	1 811 529	1 891 056	
	Economic and environmental services	11 089 398	-	-	-	-	-	11 089 398	5 465 803	-	228 415	5 465 803	18 573	-	18 573	-	5 484 376	5 605 022	
Transport		63 771 013	-	-	-	-	-	63 771 013	27 262 247	-	3 197 177	30 459 424	485 111	-	485 111	-	30 944 535	34 842 708	
	Community and public safety	32 337 366	-	-	-	-	-	32 337 366	14 469 303	-	1 419 610	15 888 913	475 734	-	475 734	-	16 364 647	15 972 719	
	Economic and environmental services	22 282 491	-	-	-	-	-	22 282 491	8 522 362	-	1 261 110	9 783 472	-	-	-	-	9 783 472	12 499 018	
Furniture and Office Equipment		12 565 090	-	-	-	-	-	12 565 090	7 796 824	-	627 123	7 796 824	16 464	-	16 464	-	7 803 288	5 137 088	
	Community and public safety	6 634 091	-	-	-	-	-	6 634 091	3 522 907	-	312 633	3 835 539	-	-	-	-	3 835 539	2 953 123	
	Economic and environmental services	788 781	-	-	-	-	-	788 781	385 936	-	41 533	427 469	39	-	39	-	427 508	456 777	
Leased Assets		740 364	-	-	-	-	-	740 364	737 000	-	3 303	740 364	-	-	-	-	740 364	-	
	Community and public safety	-	-	-	-	-	-	-	-	-	-	-	-	-	-	-	-	-	
	Economic and environmental services	-	-	-	-	-	-	-	-	-	-	-	-	-	-	-	-	-	
Computer equipment		9 860 946	-	-	-	-	-	9 860 946	5 854 049	-	557 747	6 411 796	55 983	-	55 983	-	6 467 779	3 821 135	
	Community and public safety	2 453 054	-	-	-	-	-	2 453 054	1 245 028	-	177 474	1 422 502	-	-	-	-	1 422 502	1 064 152	
	Economic and environmental services	974 074	-	-	-	-	-	974 074	60 853	-	60 853	682 344	-	-	-	-	682 344	388 646	
Buildings (Other)		59 927 271	-	-	-	-	-	59 927 271	11 885 931	-	1 229 817	13 115 747	-	-	-	-	13 115 747	46 855 297	
	Economic and environmental services	21 163 278	-	-	-	-	-	21 163 278	1 786 045	-	67 883	1 853 927	-	-	-	-	1 853 927	19 309 350	
	Community and public safety	2 634 936	-	-	-	-	-	2 634 936	969 199	-	400 936	1 370 130	-	-	-	-	1 370 130	1 284 806	
Land (Other)		13 538 101	-	-	-	-	-	13 538 101	-	-	-	-	-	-	-	-	-	13 538 101	
	Governance and administration	10 364 423	-	-	-	-	-	10 364 423	-	-	-	-	-	-	-	-	-	-	
	Community and public safety	104 350	-	-	-	-	-	104 350	-	-	-	-	-	-	-	-	-	-	
Work in progress		10 364 423	-	-	-	-	-	10 364 423	-	-	-	-	-	-	-	-	-	-	
	Economic and environmental services	104 350	-	-	-	-	-	104 350	-	-	-	-	-	-	-	-	-	-	
	Community and public safety	497 356	-	-	-	-	-	497 356	-	-	-	-	-	-	-	-	-	-	
		857 437 388	-	-	-	-	-	857 437 388	293 642 015	-	26 591 460	320 233 475	3 889 574	-	3 889 574	-	324 123 050	553 815 238	
Intangible assets		4 183 270	-	-	-	-	-	4 183 270	3 437 699	-	513 436	3 951 135	-	-	-	-	3 951 135	664 479	
	Community and public safety	94 285	-	-	-	-	-	94 285	80 418	-	-	80 418	-	-	-	-	80 418	13 867	
	Economic and environmental services	4 566	-	-	-	-	-	4 566	4 566	-	-	4 566	-	-	-	-	4 566	-	
Intangible assets		4 084 419	-	-	-	-	-	4 084 419	3 352 715	-	513 436	3 866 150	-	-	-	-	3 866 150	650 612	
	Governance and administration	4 183 270	-	-	-	-	-	4 183 270	3 437 699	-	513 436	3 951 135	-	-	-	-	3 951 135	664 479	
Investment Assets		30 780 000	-	-	-	-	-	30 780 000	-	-	-	-	-	-	-	-	-	30 780 000	
	Governance and administration	30 780 000	-	-	-	-	-	30 780 000	-	-	-	-	-	-	-	-	-	30 780 000	
GRAND TOTAL NCV		892 400 658	-	-	-	-	-	913 333 902	297 079 714	-	27 104 896	324 184 610	3 889 574	-	3 889 574	-	328 074 185	585 259 717	

5. TAKE AWAY ON PLANNED AND ONGOING ACTIVITIES

The municipality has non-current assets to the value of R 585 259 717 as at 31 December 2025 with the split presented in the table above, this indicated the level of long term investment in the municipality's assets.

The municipality acquired assets for the period 1 July 2025 to date amounting to R 20 933 243,60 . These amounts are classified as per the generally recognised accounting practise and municipal asset management and disposal policy as adopted by council.

With the inclusion of non-current assets acquired during this current year depreciation is calculated at R 27 104 896. This reflects how much of the asset's value has been used up over the ordinary course of business for the year.

A complete asset verification is being conducted involving all municipal departments and end-users in line with the verification plan, with results to be factored into the year-end reporting, annual financial statement preparation and basis for future budgeting.

The table reflects expenditure by asset class of repairs and maintenance. The table is compiled after reviewing transactions that occurred during the period to ensure that the information presented is accurate, valid and complete.

Expenditure line item	Classification	R
Repairs and Maintenance	Community assets	3 605 940.49
Repairs and Maintenance	Office Buildings	839 217,00
Repairs and Maintenance	Plant and Equipment	83 260,00
Repairs and Maintenance	Roads	2 411 400,00
Repairs and Maintenance	Vehicles	2 886 445,12
Repairs and Maintenance	Computer Equipment	
Total		9 826 262,61

6. RECOMMENDATION

That this report be noted by the Committees and Council.

DEBTORS AND REVENUE MANAGEMENT REPORT AS AT 31 DECEMBER 2025

1. **AUTHOR** Chief Financial Officer

1ST LEVEL : MANCO

2ND LEVEL : FINANCE COMMITTEE

3RD LEVEL : EXCO

4TH LEVEL : COUNCIL

2. **PURPOSE:**

To report to the Committee and Council on the revenue and debtors' management.

3. **LEGAL/STATUTORY REQUIREMENTS:**

- MFMA Act No.56 of 2003
- Credit control and debt collection policy

4. **BACKGROUND AND REASONING:**

Dr Nkosazana Dlamini Zuma Municipality council must ensure that all money which is due and payable to the council is collected and for this purpose has adopted the credit control policy and debt collected policy consistent with its tariffs and complying with the provisions of the relevant legislation.

5. **ANNEXURES**

- 5.1 Age Analysis as at 31 December 2025
- 5.2 Report on collection rate as at 31 December 2025
- 5.3 Debt Collection and data cleansing as at 31 December 2025
- 5.4 Revenue Enhancement Strategy as at 31 December 2025

6. **FINANCIAL IMPLICATIONS:**

This report outlines the financial performance of the debtors and revenue management unit for the Dr Nkosazana Dlamini-Zuma Local Municipality for the 2025/26 financial year for the period ending 31 December 2025. The report is tabled in compliance with Section 71 of the MFMA and has no additional financial implications for the municipality.

7. **RECOMMENDATION:**

It is recommended that:

- The Committees and Council note the contents of this Debtors and Revenue Management Report for the period ending 31 December 2025, including the annexed documents on age analysis, collection rate, debt collection efforts, and the revenue enhancement strategy
- The report be approved for distribution to internal and relevant external stakeholders to Strengthen collaborative efforts in debt collection and revenue enhancement and to encourage shared responsibility and accountability in the implementation of the municipal Credit Control and Debt Collection Policy with provincial and national departments.

REPORT ON DEBTORS AGE ANALYSIS

As at 31 December 2025

The total debtors' book for the municipality stood at R135 053 072.24 as at 31 December 2025. This reflects an increase of 1.9% compared to the previous month, indicating that while collection efforts are ongoing, new debt continues to accumulate.

Debtors' balance as at	Amount
Dr Nkosazana Dlamini Zuma Municipality - July 2025	R127 085 687.97
Dr Nkosazana Dlamini Zuma Municipality - August 2025	R127 654 553.81
Dr Nkosazana Dlamini Zuma Municipality – September 2025	R129 083 189.94
Dr Nkosazana Dlamini Zuma Municipality – October 2025	R131 026 412.25
Dr Nkosazana Dlamini Zuma Municipality – November 2025	R132 515 366.21
Dr Nkosazana Dlamini Zuma Municipality – December 2025	R135 053 072.24

REPORT ON INDIGENT MANAGEMENT

As at 31 December 2025

For the month of December 2025, the municipality supported 736 registered indigent households, with an amount of R92 862.74 disbursed toward Free Basic Electricity (FBE). The effective implementation of the indigent support policy remains a key instrument in providing relief to the most vulnerable and ensuring equitable access to basic services.

Period	Number of Indigents beneficiaries for the period	Amount paid by municipality for the period
Dr NDZLM - July 2025	596 Beneficiaries	R75 108.92
Dr NDZLM – August 2025	622 Beneficiaries	R78 479.11

Dr NDZLM – September 2025	626 Beneficiaries	R79 109.97
Dr NDZLM – October 2025	743 Beneficiaries	R93 745.94
Dr NDZLM – November 2025	682 Beneficiaries	R86 049.44
Dr NDZLM – December 2025	736 Beneficiaries	R92 862.74

REPORT ON TRAFFIC FINES

As at 31 December 2025

Traffic fine collections continue to present a challenge, although efforts to improve recovery rates are ongoing. For December 2025:

- The total value of notices issued remains significant, but the traffic fines collection rate has improved modestly, now standing at 8.4%, reflecting positive outcomes from the revised enforcement and collection strategies recently introduced.
- The phased in introduction of Administrative Adjudication of Road Traffic Offences Act(AARTO) presents threat to municipal traffic fine revenue line and impairs the collectability of existing traffics fines.

MONTHS	AMOUNT FOR NOTICES ISSUED	AMOUNT RECEIVED
Dr Nkosazana Dlamini Zuma Municipality July 2025	R70 100.00	R9 750.00
Dr Nkosazana Dlamini Zuma Municipality August 2025	R65 000.00	R3 300.00
Dr Nkosazana Dlamini Zuma Municipality September 2025	R81 400.00	R3 000.00
Dr Nkosazana Dlamini Zuma Municipality October 2025	R52 200.00	R6 000.00
Dr Nkosazana Dlamini Zuma Municipality November 2025	R90 800.00	R4 450.00
Dr Nkosazana Dlamini Zuma Municipality December 2025	R91 350.00	R11 400.00
TOTAL	R450 850.00	R37 900.00

REPORT ON ANIMAL POUNDS

As at 31 December 2025

During the reporting period, the Municipality continued to operate animal pounds in both Himeville and Creighton. Captured and impounded livestock statistics were systematically recorded and monitored. These pound services play a critical role in managing stray livestock, promoting road and public safety, and supporting compliance with municipal by-laws.

The table below reflects the financial impact of pound operations over the period under review, highlighting revenue generated from impound fees and related activities.

MONTHS	HIMEVILLE ANIMAL POUND	CREIGHTON ANIMAL POUND	TOTAL
Dr NDZLM – July 2025	R12 391.35	R7 093.92	R19 485.27
Dr NDZLM – August 2025	R16 179.00	R12 041.92	R28 220.91
Dr NDZLM – September 2025	R3 680.00	R31 316.60	R34 996.60
Dr NDZLM – October 2025	R15 000.00	R18 744.44	R33 744.44
Dr NDZLM – November 2025	R11 999.67	R8 450.56	R20 450.23
Dr NDZLM – December 2025	R4 163.51	R1 121.74	R5 285.25
TOTAL	R63 413.53	R78 769.18	R142 182.71

REPORT ON QUERIES (CUSTOMER CARE)

As at 31 December 2025

During the month of December 2025, the Customer Care Unit continued to enhance the efficient handling of rates clearance-related requests, which in turn supports revenue enhancement by accelerating the finalisation of property transactions and reducing outstanding balances on rates accounts. The following results will be presented below to demonstrate progress in this area:

MONTHS	NUMBER OF RCC RECEIVED	RCC FIGURES ISSUED	NUMBER OF RCC ISSUED
Dr Nkosazana Dlamini Zuma Municipality July 2025	8 RCC applications	11 RCC figures issued	9 RCC issued
Dr Nkosazana Dlamini Zuma Municipality August 2025	8 RCC applications	8 RCC figures issued	28 RCC issued
Dr Nkosazana Dlamini Zuma Municipality September 2025	18 RCC applications	2 RCC figures issued	19 RCC issued
Dr Nkosazana Dlamini Zuma Municipality October 2025	19 RCC applications	3 RCC figures issued	20 RCC issued
Dr Nkosazana Dlamini Zuma Municipality November 2025	4 RCC applications	3 RCC figures issued	6 RCC issued
Dr Nkosazana Dlamini Zuma Municipality December 2025	10 RCC applications	9 RCC figures issued	5 RCC issued

REPORT ON DATA CLEANSING

As at 31 December 2025

The customer care and data integrity remains central to revenue management. Ongoing data cleansing efforts are included in the table below. These activities are crucial in ensuring that billing data is current and accurate, and they contribute to improved customer service and enhanced revenue assurance.

Activities	2025/07/3 1	2025/08/3 1	2025/09/3 0	2025/10/3 1	2025/11/3 0	2025/12/3 1
Billing Journals processed	5	11	7	4	16	3
Transfer Journals processed	18	12	7	11	10	8
Account Transfer Transactions performed	12	11	7	15	10	10
queries via email and attended to	16	15	20	20	12	7
Copies of invoices emailed	0	0	0	0	0	0
Change of Ownerships processed	12	11	7	15	15	10
Manual receipts captured	0	0	0	0	0	0
General Valuation updates performed	2	5	1	7	6	0
General customer information updates	5	0	11	0	0	0
Pension rebate applications received	12	0	1	0	0	1
Public Benefit Organisation Rebate applications processed	0	0	0	0	0	0
Tourism rebate applications processed	1	0	1	0	1	0
Manually issued Rates Clearance Certificate	2	1	4	2	0	1

REPORT ON THE AGE ANALYSIS

Below is the age analysis of debtors as at 31 December 2025, indicating the municipality's exposure across revenue streams by source service charges, rental income, sundry accounts, rates, and traffic fines and by customer group.

Debtors Age Analysis by Income Group	Current	0-30 Days	30-60 Days	60-90 Days	90-120 Days	Older than 120 Days	Total
RATES	(94 299.00)	3 608 203.14	2 715 976.35	2 296 008.94	2 231 242.24	109 473 392.44	120 230 524.11
REFUSE	(997.85)	420652.43	293433.49	254866.14	230284.93	13085738.91	14 283 978.05
RENT	(97 362.94)	103472.53	101612.77	92712.45	93629.08	4117720.48	4 411 784.37
TRAFFIC FINES		79 950.00	86 350.00	46 200.00	78 400.00	1 446 650.00	1 737 550.00
SUNDRY						21 900.59	21 900.59
Total	(192 659.79)	4 212 278.10	3 197 372.61	2 689 787.53	2 633 556.25	128 145 402.42	140 685 737.12
Debtors Age Analysis by Customer Group							
Government	(5 079.27)	1 045 481.97	987 545.72	974 718.75	987 695.21	42 533 964.91	46 524 327.29
Business	-	455 247.92	347 705.40	285 753.87	277 984.80	13 226 472.06	14 593 184.05
Households	(165 802.52)	1 923 729.17	1 305 716.43	990 604.36	946 628.36	48 497 032.05	53 497 907.85
Agriculture	(21 778.00)	746 746.13	518 696.21	401 860.21	383 887.70	20 167 706.02	22 197 118.27
Other	-	41 072.91	37 708.85	36 850.34	37 360.18	3 720 227.38	3 873 219.66
Total by Customer group	(192 659.79)	4 212 278.10	3 197 372.61	2 689 787.53	2 633 556.25	128 145 402.42	140 685 737.12

REPORT ON COLLECTION RATES - Annexure 5.2

As at 31 December 2025, the municipality recorded a collection rate of 65.91% for the 2025/2026 financial year. A total of R5.4 million was billed, with R3 million received for the period. Rates income amounted to R4.7 million, of which R2.6 million was collected. The closing balance increased to R135 million from an opening of R133 million, reflecting ongoing billing and collection activity.

COLLECTION RATES 2025-2026

	2025/07/31		2025/08/31		2025/09/30		2025/10/31		2025/11/30		2025/12/31	
Category	Raised	Received	Raised	Received	Raised	Received	Raised	Received	Raised	Received	Raised	Received
RAT01: RESIDENTIAL PROPERTIES	906 047.46	- 402 972.91	1 039 082.59	- 779 442.47	1 045 847.26	- 883 647.69	1 056 587.46	-1 018 933.39	906 132.93	- 846 939.92	1 055 763.84	- 910 422.04
RAT02: BUSINESS, COMMERCIAL, INDUSTRIAL PROPERTIES	771 667.28	- 891 904.17	898 210.37	- 792 754.52	905 644.89	- 788 142.79	904 911.63	- 730 075.32	827 878.21	- 550 736.49	924 577.24	- 501 487.33
RAT03: AGRICULTURAL PROPERTIES	1 050 430.81	- 972 802.58	1 231 299.36	-1 902 264.82	1 259 498.50	-1 205 773.51	1 286 134.10	-1 075 855.36	1 108 046.03	-1 065 602.57	1 289 906.58	- 808 720.16
RAT04: PUBLIC SERVICE PURPOSES	941 048.48	- 48 350.62	1 184 796.23	- 20 731.43	1 190 537.45	- 13 467.00	1 200 676.24	- 38 993.80	941 048.48	- 13 467.00	1 223 654.57	- 109 221.72
RAT05: PUBLIC SERVICE INFRASTRUCTURE	-	-	-	-	-	-	-	-	-	-	-	-
RAT06: PUBLIC BENEFIT ORGANISATION	3 220.80	- 544.16	2 304.14	- 566.66	2 304.14	- 4 741.66	2 304.14	- 566.66	2 304.14	- 4 166.66	2 304.14	- 566.66
RAT11: TOURISM URBAN												
RAT12: VACANT LAND	150 827.90	- 133 660.12	220 197.38	- 122 352.20	220 756.47	- 136 553.07	221 076.26	- 107 953.34	151 752.12	- 106 700.29	216 419.27	- 261 210.67
REFUSE	406 037.94	- 338 274.00	415 678.68	- 275 130.81	418 468.82	- 277 207.58	415 793.31	- 362 934.83	466 057.45	- 339 096.36	476 891.52	- 295 658.87
Value added tax(refuse)	60 905.69	- 50 741.10	62 351.80	- 41 269.62	62 770.32	- 41 581.14	62 369.00	- 54 440.22	69 908.62	- 50 864.45	71 533.73	- 44 348.83
RENTAL	94 365.10	- 660 802.35	141 227.46	- 27 456.62	94 365.10	- 27 223.34	120 550.92	- 125 062.40	109 128.92	- 31 571.24	135 211.38	- 31 571.24
Value added tax(rental)	14 154.77	- 99 120.35	21 184.12	- 4 118.49	14 154.77	- 4 083.50	18 082.64	- 18 759.36	16 369.34	- 4 735.69	20 281.71	- 4 735.69
SUNDRIES	-	-	-	-	-	-	-	-	-	-	-	-
Value added tax(sundries)	-	-	-	-	-	-	-	-	-	-	-	-
Total Incl	4 398 706.23	-3 599 172.36	5 216 332.13	-3 966 087.64	5 214 347.72	-3 382 421.28	5 288 485.69	-3 533 574.68	4 598 626.24	-3 013 880.67	5 416 543.98	-2 967 943.21
Total VAT	75 060.46	- 149 861.45	83 535.92	- 45 388.11	76 925.09	- 45 664.64	80 451.63	- 73 199.58	86 277.96	- 55 600.14	91 815.44	- 49 084.52
Total Excl	4 323 645.77	-3 449 310.91	5 132 796.21	-3 920 699.53	5 137 422.63	-3 336 756.64	5 208 034.06	-3 460 375.10	4 512 348.28	-2 958 280.53	5 324 728.54	-2 918 858.69
Total Rates	3 823 242.73	-2 450 234.56	4 575 890.07	-3 618 112.10	4 624 588.71	-3 032 325.72	4 671 689.83	-2 972 377.87	3 937 161.91	-2 587 612.93	4 712 625.64	-2 591 628.58

Total Services	575 463.50	- 1 148 937.80	640 442.06	- 347 975.54	589 759.01	- 350 095.56	616 795.86	- 561 196.81	661 464.33	- 426 267.74	703 918.34	- 376 314.63
Total Services Excl	500 403.04	- 999 076.35	556 906.14	- 302 587.43	512 833.92	- 304 430.92	536 344.23	- 487 997.23	575 186.37	- 370 667.60	612 102.90	- 327 230.11
Opening Balance	R124 781 393.21		R124 781 393.21		R124 781 393.21		R124 781 393.21		R124 781 393.21		R124 781 393.21	
Closing Balance	R127 085 687.97		R128 335 932.46		R130 167 858.90		R131 922 769.91		R133 507 515.47		R135 956 116.24	
Collection Rates	47.61%		63.03%		71.00%		68.96%		64.70%		65.91%	



Main
Street
Creighton,
3263

P.O Box
62Creighton

3263

Phone: +27 39 833 1038
Fax: +27 39 833 1179
Email: mailbox@ndz.gov.za

www.ndz.gov.za

A Better Place for All

31 DECEMBER 2025

5 .3 DEBT COLLECTION REPORT

Debtors Age Analysis by Customer Group	December 2025
Government	46,524,327.29
Business/ Agriculture	36,790,282.32
Households	53,497,907.85
Other	3,873,219.66
Total by Customer group	140,685,737.40

- **Activities to be done to collect overdue amounts per customer group (Business, Households and Agriculture).**
 - Data cleansing will be done to update customer contact information such as contact details, emails etc...
 - Calling customers with an outstanding balance of more than 60days, reminding them of the total due and when we can expect payment.
 - Site visits will be done to hand deliver, Letters of final demands and latest customer statements. Informing customers to settle the account in full or come in for payment arrangement within 7 days.
 - Once all internal collection processes have been exhausted, debtor will be handed over to municipal attorney.

• **Monthly payments arrangements report 31 December 2025**

Account	Name	Balance	Payment	Comment
128975	John albert trust-trust	205,507.72	11,500.00	Up to date
123885	DM Watson	14,708.55	777.75	Up to date
246795	Old inchagarth trust	97,504.11	7,732.39	Up to date
123875	DM Watson	62,802.38	5,057.26	Up to date
115315	Delabre Trust trustee	56,282.55	4,601.50	Up to date
30061424	Ramcharan Tru	40,980.79	-	Two months behind
173755	Mr Sikhakhane	176,500.31	11,400	Up to date
254175	Mr S.E Accuts	36,430.75	-	One month behind
34265	Mohsin Mehmud	121,534.66	5000.00	Up to date
263325	Malachite Manor	65,775.08	8200.00	Up to date
266152	Mr M.J Brender A Brandis	78,775.63	4,300.00	Up to date
128775	Houston store	58,047.76	8,391.50	One month behind
54982	Rg Leahy Russ	-	5,344.66	Account paid in full
Total		1,014,850.29	72,305.06	

- **Customer's currently negotiating payment arrangements.**

	Name	Balance	Payment
107035	Bank Trust-Trustees	414,833.77	-
Total		414,833.77	-

- **Activities to be done to collect outstanding amounts on Government accounts.**
 - Physical verification will be done for all unverified Ingonyama trust properties that are billing monthly, to verify land use and as to which department is liable for monthly rates
 - Department Provincial Public works have changed back to annual invoices; a payment of R 47,877.36 was received for the month of December 2025.
 - Department of National Public works have paid some of the invoices and we are waiting for the outstanding amount.
 - Department Rural Development: have paid an amount of R 110 000.00 in the month of November 2025. The department has paid in full.
- **Other Debtors**
 - Letters of demand will be drafted and hand delivered for all other debtors, notifying them of the amount owed and to come forward to make necessary payment arrangement with the municipality.
 - Once all internal collection processes have been exhausted, debtor will be handed over to municipal attorney.
- **Returned post and customer with no payment on account since change of ownership**
 - For the month of December 2025, 6 customer contact information such as contact number, email and postal were updated on Samras and their accounts also added to monthly emailing of statement.
 - 4 bounced statement emails were corrected from the monthly report.

• **Progress report on handed over accounts for the Month of December 2025**
MHRB ATTORNEYS

Client Reference	Name	Current Balance	Current Status	Comments	Last Paid Amount
30063103	JUSTIN BOETTIGER	R 75,468.69	Callcenter Process/RPC	Email and sms has been sent Sec 118 Letters	R -
254755	COLIN CANHAM	R 196,592.69	Callcenter Process/RPC	Email and sms has been sent Sec 118 Letters	R -
97485	P&N BATEMAN & PRIOR	R 177,325.63	PTP Unpaid	Debtor have an active arrangement promise to pay Monthly	R 5,000.00
34055	RS BARNES	R 138,217.91	Callcenter Process/RPC	Email and sms has been sent Sec 118 Letters	R -
107105	GOXHILL FARM(PTY)LTD	R 370,627.41	PTP Unpaid	Debtor have an active arrangement promise to pay Monthly	R 6,262.08
264685	MH FOURIE	R 178,953.05	PTP Unpaid	Debtor have an active arrangement promise to pay Monthly	R 71,000.00
107035	BANKS TRUST-TRUSTEES	R 312,945.28	PTP Unpaid	Debtor have an active arrangement promise to pay Monthly	R 15,000.00
173175	BK EKEROLD	R 240,181.82	No answer	Account at the tracing department for more information	R -
26495	MR M MATLAKALA	R 125,625.72	PTP Unpaid	Debtor have an active arrangement promise to pay Monthly	R 1,500.00
233595	MR S.M VISAGIE	R 277,535.19	Callcenter Process/RPC	Email and sms has been sent Sec 118 Letters	R -
30059306	MR S.J STEVENS	R 57,209.81	To be traced	Account at the tracing department for more information	R -
262195	MS GRP MOOR	R 514,404.24	Callcenter Process/RPC	Email and sms has been sent Sec 118 Letters	R -
84205	ROCKY MOUNTAIN LOADGE cc	R 473,840.51	Callcenter Process/RPC	Email and sms has been sent Sec 118 Letters	R -
246235	MR CH MAJOR	R 353,571.77	Callcenter Process/RPC	Email and sms has been sent Sec 118 Letters	R -
30058491	THOMAS NEIL/SHELL CASE 110 PROPRIETARY LTD	R 263,941.61	Callcenter Process/RPC	Email and sms has been sent Sec 118 Letters	R -
30059849	MR KM MCDONAGH	R 252,215.30	Callcenter Process/RPC	Email and sms has been sent Sec 118 Letters	R -
97445	MR/MRS TP&MN MLAMBO	R 149,586.19	Callcenter Process/RPC	Email and sms has been sent Sec 118 Letters	R -
30055852	MR/MRS AJ & SC & DC Watson	R 120,155.05	Callcenter Process/RPC	Email and sms has been sent Sec 118 Letters	R -
34265	Earcam one Investm	R 107,422.57	PTP Unpaid	Debtor have an active arrangement promise to pay Monthly	R 10,000.00
30063897	Fathima Vanda/Sheriff Brokerage(PTY)LTD	R 113,200.16	Promise to pay	Debtor was given a settlment amount	R -
30061998	Nsika Trust	R 111,320.34	To be traced	Account at the tracing department for more information	R -
115335	Mr Litch Lamb/Ted BAR FARMS PTY LTD	R 93,690.90	Callcenter Process/RPC	Email and sms has been sent Sec 118 Letters	R -
259725	MR/MRS PM &RW THORN	R 84,010.85	Callcenter Process/RPC	Email and sms has been sent Sec 118 Letters	R -
34255	DON IRA FAMILY TRUST	R 47,760.72	PTP Unpaid	Debtor have an active arrangement promise to pay Monthly	R 30,000.00
115045	Swabkillcran	R 76,809.53	Callcenter Process/RPC	Email and sms has been sent Sec 118 Letters	R -
30057964	Mrs Stutterheim Kate	R 71,182.82	PTP Unpaid	Debtor have an active arrangement promise to pay Monthly	R 3,000.00
50195	MR MJ SOSIBO	R 62,625.22	Callcenter Process/RPC	Email and sms has been sent Sec 118 Letters	R -
30062968	TORNOSTEP PROPRIETARY LTD	R 45,838.45	PTP Unpaid	Debtor have an active arrangement promise to pay Monthly	R 7,500.00
30062786	MS K QUIN	R 49,856.31	Callcenter Process/RPC	Email and sms has been sent Sec 118 Letters	R -
66732	MR J.H SMITH	R 49,382.79	Awaiting client feedback	Query Pending with NDZ	R -
30060870	Mr M Mchunu	R 45,399.46	Callcenter Process/RPC	Email and sms has been sent Sec 118 Letters	R -
30065985	MR I KNOX	R 44,854.94	Callcenter Process/RPC	Email and sms has been sent Sec 118 Letters	R -
238105	Valley Lakes Trust Trustees	R 40,199.22	To be traced	Account at the tracing department for more information	R -
30063110	COLUMBIA FORESTRY PTY LTD	R 35,599.47	Callcenter Process/RPC	Email and sms has been sent Sec 118 Letters	R -
173375	SW&A Pienaar	R 13,722.66	PTP Unpaid	Debtor have an active arrangement promise to pay Monthly	R 3,000.00
					R 152,262.08

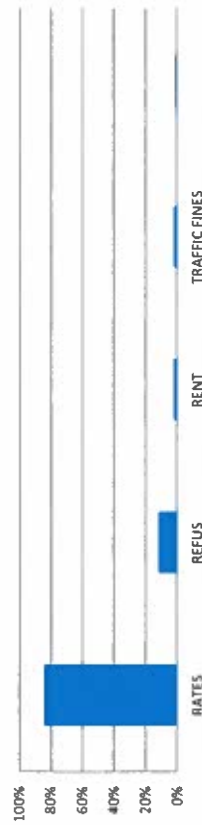
SL Recovery attorneys December 2025 Progress Report

Client Reference	Name	Hand Over Amount	Current Balance	Last Paid Amount	Current Status	Cellphone	Email
102215	NEIL RICHARD PRIOR & MICHELE BERENICE PITMAN	194609.62	188609.62	4000.00	Promise to Pay	27822134795	pitman908@gmail.com
67238	MDUMISENI PETROSSIBIYA	71683.96	67683.96	2000.00	Promise to Pay	27837267946	revmpsibiya2@gmail.com
48121	Russel Glyn Leahy Family Trust	165952.31	94313.58	17142.37	Promise to Pay	27834643285	russelleahy@cloud.com
54322	PRIMEINVEST 1103 CC - 1993/016608/23	353380.24	353380.24	0.00	SMS sent	27738372314	
34075	PORT FERRY PROPERTIES 32 - 1990/002759/23	499558.36	499558.36	0.00	Promise to Pay	27836588424	accounts@yova.co.za
107205	ROCKY MOUNTAIN LODGE cc - 1985/001080/23	436554.69	436554.69	0.00	No answer	27834414132	info@rockylodge.com
173435	KARMICHAEL TRUST	144768.59	139658.09	1276.81	Promise to Pay	27836765167	info@karmichaelfarm.co.za
34145	MMBANJWA	134550.79	59550.79	10000.00	Promise to Pay	27792041255	mlondiprince4@gmail.com
		R279,388.38	R1,839,309.29	R34,419.18			

AGE ANALYSIS DECEMBER 2025

Debtors Age Analysis by Income Group							
	Current	0-30 Days	30-60 Days	60-90 Days	90-120 Days	Older than 120 Days	Debtor's in %
RATES	(94 299,00)	3 608 203,14	2 715 976,35	2 296 008,94	2 231 242,24	109 473 392,44	120 230 524,11
REFUSE	(997,85)	420652,43	293433,49	254866,14	230284,93	13085738,91	14 283 978,05
RENT	(97 362,94)	103472,53	101612,77	92712,45	93629,08	4117720,48	4 411 784,37
TRAFFIC FINES		79 950,00	86 350,00	46 200,00	78 400,00	1 446 650,00	1 737 550,00
SUNDRY						21 900,59	21 900,59
Total	(192 659,79)	4 212 278,10	3 197 372,61	2 689 787,53	2 633 556,25	128 145 402,42	140 685 737,12
Debtors Age Analysis by Customer Group							
Government	(5 079,27)	1 045 481,97	987 545,72	974 718,75	987 695,21	42 533 964,91	46 524 327,29
Business	-	455 247,92	347 705,40	285 753,87	277 984,80	13 226 472,06	14 593 164,05
Households	(165 802,52)	1 923 729,17	1 305 716,43	990 604,36	946 628,36	48 497 032,05	53 497 907,85
Agriculture	(21 778,00)	746 746,13	518 696,21	401 860,21	383 887,70	20 167 706,02	22 197 118,27
Other	-	41 072,91	37 708,85	36 850,34	37 360,18	3 720 227,38	3 873 219,66
Total by Customer group	(192 659,79)	4 212 278,10	3 197 372,61	2 689 787,53	2 633 556,25	128 145 402,42	140 685 737,12

DEBTORS AGE ANALYSIS BY CUSTOMER GROUP






Government	46 524 327,29
Business	14 593 164,05
Households	53 497 907,85
Agriculture	22 197 118,27
Other	3 873 219,66
Total	140 685 737,12

Prepared by

Checked by

Approved by

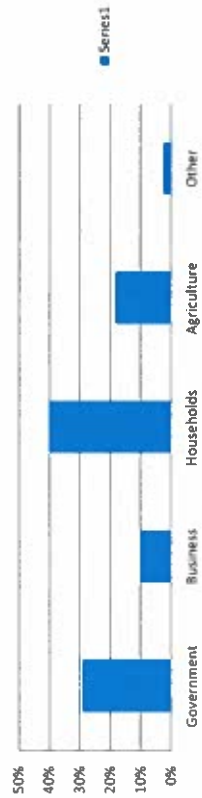

 M Sibbakhane

 N Mkhize

 N Wela

Date :07/01/2026

Date :07/01/2026

Date :07/01/2026

DEBTORS AGE ANALYSIS BY INCOME GROUP





Main Street
Creighton, 3263

P.O Box 62

Creighton 3263

Phone: +27 39 833 1038

Fax: +27 39 833 1179

Email: mailbox@ndz.gov.za

www.ndz.gov.za

A Better Place for All

31 December 2025

5.4: REVENUE ENHANCEMENT STRATEGY



Main Street
Creighton, 3263

P.O Box 62

Creighton 3263

Phone: +27 39 833 1038

Fax: +27 39 833 1179

Email: taylorc@ndz.gov.za

www.ndz.gov.za

DR NKOSAZANA DLAMINI ZUMA MUNICIPALITY

REVENUE ENHANCEMENT STRATEGY									
No.	FUNCTION	PROBLEM STATEMENT OR CHALLENGE	EXTENT OF THE PROBLEM OR REVENUE LOSS	STRATEGIES	ACTIVITIES OR INTERVENTION	REVENUE IMPACT	BUDGET OR FINANCIAL IMPLICATION	TIMEFRAME	RESPONSIBLE
1	Human Settlements	Lack of development in identified land parcels such as Creighton, Bulwer, Underberg and Himmeville	Loss of revenue from stands or properties	Dispose the available unused municipal residential land not earmarked for any municipal development	Dispose the available unused municipal residential land not earmarked for any municipal development 8 municipal owned residential sites in Creighton were sold in a public auction which was held on the 26 th April 2023.	More Revenue to be generated.	To be quantified before finalization of the budget.	30-Jun-26	Manager: Planning and Development
2	Land Use Management	Formalization of invalid areas next to Bulwer Township	Lack of collection of property rates and service charges in the areas	Dispose and transfer those already invaded stands to the house owners.	Subdivide and sale of land already occupied. The project to formalize the Khenana Area in	Additional property rates and service charges	Costs subdividing	30-Jun-26	Manager: Planning and Development

					Bulwer has commenced and the Final subdivision layout will be developed before the end of 2022/23 FY.				
3	Real Estate	Owners of low cost houses not following municipal process when upgrading/extending their houses	Loss of revenue on upgraded components	Improve property rates revenue generation	<p>Develop 3 different building plans to be used by low cost owners at no fee or lower fee</p> <p>The difficulty in developing standard building plans is that sites have unique characteristics from each other and residents have different preferences. An architect must be appointed for individual site.</p>	Additional property rates and service charges, revenue to be generated due to the increase in the value of the property	Operational Costs	30-Jun-26	Manager: Planning and Development

REVENUE ENHANCEMENT STRATEGY

No.	FUNCTION	PROBLEM STATEMENT OR CHALLENGE	EXTENT OF THE PROBLEM OR REVENUE LOSS	STRATEGIES	ACTIVITIES OR INTERVENTION	REVENUE IMPACT	BUDGET OR FINANCIAL IMPLICATION	TIMEFRAME	RESPONSIBLE
4	Property rates revenue	Loss of revenue due to properties registered in the name of municipality occupied/ owned by third parties	Properties are registered in the name of the municipality resulting in a possible loss of income	To enhance the property rates revenue generation	<p>Identify and verify all properties registered in the municipality to be transferred to the rightful owners</p> <p>The municipal property used by the Department of Health for a Clinic has been paid, the property is now being transferred</p>	Additional Property rates	Operational Costs	30 Jun 2026	Manager: Planning and Development

5	Property Development	Illegal occupants on Transnet houses in Donnybrook and unavailability of land in Donnybrook area	<p>1. Unable to develop Donnybrooks since it privately owned.</p> <p>2. The municipality is currently negotiating with Transnet to permit the municipality to acquire 36 houses in Donnybrook. These houses have been vandalized and occupied illegally by individual citizens. The municipality could potentially generate approximately R1.2 million Per annum on rental income.</p>	Facilitate ownership of Transnet land/houses to the municipality	<p>Follow ups with Transnet Asset Division</p> <p>Transnet has requested a new offer as the existing one was done in 2013, Our rates department together with our property valuers are working on a new offer that will be supported by the valuation certificates</p>	Rental Income	Transfer Costs	30 Jun 2026	Office of the Municipal Manager
6	Business Licenses	Businesses operate without business licenses	All businesses at (former) Ingwe operate without business licenses and thus the Municipality must implement a policy for licensing businesses			<p>License fees revenue will improve</p> <p>The Business Licensing Office has commenced with registration of businesses and there already income that is being generated for the municipality</p>	Operational Costs	30-June-26	Manager: Planning and Development
7	Land Use	Loss of Revenue on Unused Municipal Agricultural land	Opportunity Costs for all Unused Municipal Land	Identification of all Unused land for potential leasing or partnership	<p>1. Assess and identify all the land belonging to the municipal land</p> <p>2. Partnership with private small farmers or bele cutters etc. for revenue generation</p>	<p>Rental Income to improve</p> <p>There is already income that is being generated since there is an existing agreement with local farmers to cut grass on the municipal</p>	Operational	31-June 2026	Manager: Planning and Development

						land for belling purposes and some of the produce is sold to the community.			
--	--	--	--	--	--	-----------------------------------------------------------------------------------------------	--	--	--

REVENUE ENHANCEMENT STRATEGY									
No.	FUNCTION	PROBLEM STATEMENT OR CHALLENGE	EXTENT OF THE PROBLEM OR REVENUE LOSS	STRATEGIES	ACTIVITIES OR INTERVENTION	REVENUE IMPACT	BUDGET OR FINANCIAL IMPLICATION	TIMEFRAME	RESPONSIBLE
8	Development and Planning	Lack of precinct development plan for all municipal towns discourages development	1. Town's expansion and Development is not properly guided. 2. Towns growth is discouraged and dejected	Development of municipal town's precincts plans.	All NDZ Towns do have precinct Plans, but some like Underberg and Donnybrook need to be updated.	1. Property Rates and waste income to improve 2. Economic growth of our towns.	Operational	30-Jun-26	Manager: Planning and Development
9	Private Public Partnerships			The Municipality should invite property developers and investors in the jurisdiction of the Municipality to develop productive and economic projects to generate municipal revenue and Increase employment.		An investor by the name of uKhahlamba Poultry Abattoir and Broiler Farms has shown interest in sourcing funding and developing the Poultry Processing Plant within the municipality. There are ongoing engagements to finalize an MOU with the municipality. The municipality has also partnered with SANRAL in order for emerging contractors to receive training and a possibility of receiving	Operational	Ongoing	LED Manager / Planning and Development

						work from the entity.			
10	Real Estate	Government amenities or facilities built on properties owned by the municipality, e.g. Underberg Clinic.	Property rates revenue is not generated from these properties	Improve property rates revenue generation	<p>Transfer the properties to relevant government departments and entities</p> <p>The municipal property used by the Department of Health for a Clinic has been paid, the property is now being transferred</p>	Additional property rates and service charges, revenue to be generated due to the increase in the value of the property	Operational Costs	30-Jun-26	Office of the Municipal Manager

REVENUE ENHANCEMENT STRATEGY									
No.	FUNCTION	PROBLEM STATEMENT OR CHALLENGE	EXTENT OF THE PROBLEM OR REVENUE LOSS	STRATEGIES	ACTIVITIES OR INTERVENTION	REVENUE IMPACT	BUDGET OR FINANCIAL IMPLICATION	TIMEFRAME	RESPONSIBLE
11	Economic Development	Lack of Infrastructure support for emerging enterprises	Loss of rental revenue from emerging enterprises	Development of incubation hubs	1. Funding is being sourced and have been received from COGTA to develop trading stalls and sidewalks in Bulwer & EDTEA has also funded an SMME programme referred to as MEI. 2. The municipality has also completed a Business Hive for emerging enterprises in Himeville and allocation will commence soon.	Rental revenue from the incubation hubs/ Vendor Permits	Costs of building incubation hubs	30-Jun-26	Senior Manager: DTPS
12	Real Estate	Non-Payment of taxi permits	Loss of revenue from taxi permits	Levying taxi permits to all taxi owners using serviced Taxi Ranks	1. Engaging all Taxi Associations using Municipal Taxi Ranks 2. Communicating tariffs for using municipal taxi ranks	Additional Taxi Permits revenue to be generated (Achieved)	Operational	31-Dec-25	Community Services Manager
13	Local Economic Development and Tourism	Lack and Failure to Attract potential investors	Investors not aware of potential opportunities available at NDZ	Investors conference	Management to request Office Bearers to lead negotiations of attracting potential investors	Revenue Growth An LED, Tourism & Investment Summit was held in March 2022 and investors were invited and some did attend. There is another session that is planned for February 2023 which will include site visits to towns with	Planning costs	30-June-2026	DTPS Manager

						investors.			
14	Solid Waste Revenue	Solid Waste Revenue not optimized	Some households are not billed for refuse removal, resulting in a loss of revenue from end users	To enhance refuse removal revenue generation	<p>1. Reconcile the billing database, refuse removal register and the property master register</p> <p>2. Physical verification of all sites where refuse is collected</p>	Additional revenue will be generated	Operational Costs	31-march 2026	DCFO

REVENUE ENHANCEMENT STRATEGY									
No.	FUNCTION	PROBLEM STATEMENT OR CHALLENGE	EXTENT OF THE PROBLEM OR REVENUE LOSS	STRATEGIES	ACTIVITIES OR INTERVENTION	REVENUE IMPACT	BUDGET OR FINANCIAL IMPLICATION	TIMEFRAME	RESPONSIBLE
15	Financial Management	The cost of rendering services is not in line with the principals of financial management relating to effectiveness, efficiency and value for money	Trading services, refuse removal are not generating trading surpluses, cost incurred cannot be traced to the value chain of rendering services. Support services costs are not allocated to the primary service functions	Implement value chain analysis and cost remodeling strategy	1. Conduct cost remodeling on all primary service delivery functions 2. Develop new tariff structure for refuse 3. Develop new tariff structure for service and sundry charges	Additional revenue	Operational Costs	31-Jan-26	DCFO
16	Commercial/outdoor advertising	The municipality is not charging businesses when they advertising on municipal space	Loss of advertising revenue	1. Communicate outdoor tariffs with affected businesses 2. Enforce outdoor advertising bylaws	So far, the Municipality is collecting from one company that has approved Billboards in Underberg and Bulwer, the Department is in a process of outsourcing this function due to lack of internal capacity			31-Mar-26	DCFO
17	Waste Management	Lack of capacity to estimate private dumpers waste in the Transfer Station	Loss of revenue that could be generated/charged to private dumpers	Procure Resources to estimate private dumpers waste	Acquire Weigh bridge. Gather information of all private dumpers. Establish controls and bill all private dumber	Additional revenue is projected to be generated		28-March-26	Assistant Manager: Public Works and Basic Services
18	Maintenance of Municipal Towns	Investors and Ordinary citizens are discouraged to reside in NDZ	Residents leaving the area because of poor management of towns and Infrastructure	1. Keep out towns clean and safe 2. Improve Infrastructure in Towns	The relevant department should develop a plan to ensure that all towns are kept clean such as grass cutting and landscaping	Revenue protection	Operational Costs	On-going	Manager Public works and Basic Services.

REVENUE ENHANCEMENT STRATEGY									
No.	FUNCTION	PROBLEM STATEMENT OR CHALLENGE	EXTENT OF THE PROBLEM OR REVENUE LOSS	STRATEGIES	ACTIVITIES OR INTERVENTION	REVENUE IMPACT	BUDGET OR FINANCIAL IMPLICATION	TIMEFRAME	RESPONSIBLE
19	Tariffs on refuse collection	Illegal dumping of garden and other refuse	To be determined by study	1. Private dumpers to be charged 2. Illegal dumpers to be fined	1. The department will conduct a study on how to enforce the bylaws for dumping illegally 2. Enforcement of all municipal bylaws	Refuse income to	Operational Costs	31-March 2026	Assistant Manager: Public Works and Basic Services

REPORT ON FLEET MANAGEMENT FOR MONTH ENDING DECEMBER 2025

AUTHOR: Chief financial officer
(File Ref :) Finance Department

1st Level Manco
2nd level: FINANCE
3rd level: EXCO
4th level: COUNCIL

PURPOSE

To inform the Committees and Council about fleet management of the municipality

LEGAL/STATUTORY REQUIREMENTS

Municipal Systems Act 32 of 2000, Municipal Fleet Management Policy & MFMA

BACKGROUND AND REASONING

Fleet management purpose is to oversee and coordinate the operation of a fleet of vehicles, ensuring they are used efficiently, safely and cost effectively.

FINANCIAL IMPLICATIONS:

Refer to annexures

Annexure

- A. Tyres information
- B. Accident information
- C. Cost analysis

RISKS

- Vehicle abuse, Accidents, Car theft

MANAGEMENT OF RISKS

- Trip Authorization forms
- Insurance
- Management Reports
- Trackers Reports

RECOMMENDATIONS

- That Council and Committees to note this report

ANNEXURE A

TYRES INFORMATION

REGISTRATION NUMBER	VEHICLE MAKE	DESCRIPTION	TOTAL AMOUNT
BK 43 HS ZN	D/C TOYOTA	FOUR NEW TYRES	16,836.01

TOTAL: R16,836.01

ANNEXURE B

ACCIDENT INFORMATION

DECEMBER 2025

ACCIDENT TO VEHICLE:					
DATE	VEHICLE	REPORTED TO FLEET UNIT YES/NO	REPORTED TO INSURANCE YES/NO	EXTENT OF DAMAGES	CASE STATUS
09 DECEMBER 2025	BN 35 DV ZN	YES	YES	MODERATE - SUSPENSION, FUEL TANK AND SPARE WHEEL CARRIER	CASE TRANSFERRED TO HUMAN RESOURCES DEPARTMENT
25 DECEMBER 2025	BD 37 PY ZN	YES	YES	MAJOR – ALL FRONT PANELS, HEADLIGHT, FENDER, PASSENGER DOOR & BONNET	CASE TRANSFERRED TO HUMAN RESOURCES DEPARTMENT
28 DECEMBER 2025	CK 07 PP ZN	YES	YES	MINOR - LEFT FRONT BUMPER LEFT FOG LAMP DAMAGED	CASE TRANSFERRED TO HUMAN RESOURCES DEPARTMENT

COST ANALYSIS
ANNEXURE C

PUBLIC WORKS AND BASIC SERVICES

VEHICLES	MAKE & MODEL	DISTANCE/ KM	FUEL COSTS	FUEL IN LITRES	REPAIRS	SERVICE	TYRES	TOLL	OIL	FEES
BD 37 TB ZN	TRACTOR	-	-	-	-	-	-	-	-	88.78
BD 37 BR ZN	S/C TOYOTA	828	1787.30	79.96	-	-	-	-	-	96.26
BD 37 BW ZN	S/C ISUZU	2502	5749.33	263.15	-	-	-	-	-	122.86
BD 37 WW ZN	TLB	74HRS	2400.52	108.86	-	-	-	-	-	96.90
BD 37 YY ZN	ISUZU TRUCK TIPPER	-	-	-	-	-	-	-	-	88.78
BD 37 SN ZN	TRACTOR	-	-	-	-	-	-	-	-	88.78
BD 37 TF ZN	REFUSE TRUCK	-	-	-	-	-	-	105.00	-	105.75
BD 37 YB ZN	D/C ISUZU	1778	4387.86	197.23	-	-	-	-	-	110.20
BD 37 NN ZN	S/C ISUZU	4263	8405.49	380.06	-	-	-	16.00	-	136.88
BD 37 PD ZN	S/C ISUZU	-	-	-	-	-	-	-	-	88.78
BD 37 NV ZN	D/C ISUZU	673	1356.56	65.28	-	-	-	16.00	-	101.45
BD 37 YL ZN	D/C ISUZU	2027	4244.95	197.42	-	-	-	-	-	110.06
BD 37 YH ZN	D/C ISUZU	700	1260.53	57.16	-	-	-	-	-	95.71
BF 22 VG ZN	ISUZU TRUCK	2423	9074.78	413.33	-	-	-	-	-	126.32
BF 22 VN ZN	ISUZU TRUCK	3194	12071.14	552.06	-	-	-	-	-	140.68
BH 05 HL ZN	D/C ISUZU	4971	10751.66	493.11	-	-	-	-	130.00	201.39
BF 85 HV ZN	ISUZU TRUCK	988	3469.20	160.53	-	-	-	-	-	103.63
BG 36 NC ZN	ISUZU TRUCK	4234	16601.69	737.62	-	-	-	-	-	161.62
BG 89 XG ZN	ISUZU TRUCK	4319	16882.60	766.97	-	-	-	-	-	162.54
BN 35 FB ZN	UD TIPPER TRUCK	692	6070.79	280.92	-	-	-	-	-	100.71
BW 23 CK ZN	REFUSE TRUCK	2380	18835.31	861.66	-	-	-	-	825.00	154.19
BR 17 NV ZN	UD TRUCK TIPPER	-	-	-	-	-	-	-	-	88.78
BR 17 PN ZN	UD TRUCK WATER TANK	411	4084.20	182.73	-	-	-	-	-	98.65

BR 17 NL ZN	UD TRUCK LOWBED	505	5874.40	264.97	-	-	-	490.00	-	145.98
BR 17 XL ZN	CAT GRADER	-	-	-	-	-	-	-	-	88.78
BR 17 WZ ZN	BOMAG ROLLER	-	-	-	-	-	-	-	-	88.78
BR 17 HP ZN	UD TRUCK SKIP	3517	25737.09	1181.65	-	-	-	-	-	143.65
BN 35 FH ZN	ISUZU REFUSE TRUCK	900	19188.45	864.89	-	-	-	-	1328.30	138.22
BX 69 GM ZN	TRACTOR	82HRS	7127.49	325.38	-	-	-	-	-	135.53
BX 69 GK ZN	TRACTOR	57HRS	4857.35	223.00	-	2654.44	-	-	-	121.93
BX 76 PN ZN	JCB TLB	639 HRS	7807.55	360.96	-	-	1216.14	-	-	119.38
CH 75 YW ZN	FUSO TRUCK HONEY SUCKER	2997	16840.35	766,78	-	-	-	29.00	-	134.43

COMMUNITY SERVICES DEPARTMENT

VEHICLES	MAKE & MODEL	DISTANCE/ KM	FUEL COSTS	FUEL IN LITRES	REPAIRS	SERVICE	TYRES	TOLL	OIL	FEES
BD 37 LH ZN	S/C TOYOTA	3415	7722.34	358.37	-	-	-	-	-	130.53
BD 37 RG ZN	S/C ISUZU	4149	11007.64	499.70	-	-	-	-	-	145.19
BD 37 RL ZN	AVANZA	3974	6594.79	317.07	-	-	-	16.00	-	157.48
BD 37 PY ZN	COROLLA	4327	10110.66	484.73	-	-	-	-	-	172.36
BD 37 WT ZN	D/C NISSAN	1813	4008.32	185.29	-	-	-	-	-	109.81
BD 37 XS ZN	UD TRUCK ANIMAL TRUCK	2209	15644.49	715.80	-	-	-	-	1950.00	129.56
BD 37 YR ZN	ISUZU FIRE TRUCK	-	-	-	-	-	-	-	-	88.78
BH 05 JD ZN	D/C ISUZU	4278	9693.37	436.29	-	-	-	-	-	138.20
BJ 48 XP ZN	D/C ISUZU	-	-	-	-	-	-	-	-	88.78
BJ 48 WK ZN	E/C ISUZU	1659	4733.60	213.13	-	-	-	-	-	121.80
BM 10 SN ZN	S/C ISUZU	1523	2961.80	136.93	-	-	-	-	-	103.10
BM 10 XK ZN	D/C ISUZU	1744	4753.29	222.38	-	-	-	-	-	127.44
BM 10 NX ZN	D/C ISUZU	2186	7311.19	338.33	-	-	-	-	143.00	158.35
BR 17 VP ZN	S/C TOYOTA	464	2231.71	103.27	948.75	-	-	-	-	96.72
BR 17 MS ZN	S/C ISUZU	1527	2962.45	135.70	-	-	-	-	-	103.10
BR 17 KG ZN	D/C ISUZU	4645	11591.88	529.07	-	-	-	-	-	151.42
BR 17 LG ZN	D/C ISUZU	1714	5574.45	249.40	-	-	-	-	145.00	139.69

BR 17 JS ZN	D/C ISUZU	2249	5405.77	252.74	-	-	-	-	-	116.88
BR 17 LW ZN	S/C ISUZU	2719	6135.62	278.67	-	-	-	-	-	117.64
BS 48 MX ZN	D/C ISUZU	4673	12633.03	572.91	-	-	-	-	-	158.12
BT 82 KK ZN	D/C ISUZU	2922	6937.16	319.19	-	-	-	-	-	129.72
CK 07 TW ZN	D/C ISUZU	489	1061.85	47.51	-	-	-	-	-	95.50
CK 07 PP ZN	D/C ISUZU	3083	7120.52	330.28	-	-	-	-	-	124.29
CK 07 GG ZN	D/C ISUZU	2537	5569.74	256.10	-	-	-	238.00	-	207.22
CK 07 KW ZN	D/C ISUZU	3212	6488.52	296.60	-	-	-	160.00	198.90	197.06
CK 07 XP ZN	D/C ISUZU	4312	10229.73	468.09	-	-	-	80.00	220.00	184.03
CS 88 VC ZN	UD TRUCK LIBRARY TRUCK	-	-	-	-	-	-	-	-	88.78

CORPORATE SERVICES DEPARTMENT

VEHICLES	MAKE & MODEL	DISTANCE/ KM	FUEL COSTS	FUEL IN LITRES	REPAIRS	SERVICE	TYRES	TOLL	OIL	FEES
BD 37 RY ZN	S/C ISUZU	801	1635.49	75.68	-	-	-	-	-	96.10
BK 43 GX ZN	D/C TOYOTA	2013	4542.77	205.55	-	-	-	128.00	-	161.08
BR 17 WG ZN	COROLLA	1082	1831.24	87.97	-	-	-	-	-	101.92

EXECUTIVE AND COUNCIL

VEHICLES	MAKE & MODEL	DISTANCE/ KM	FUEL COSTS	FUEL IN LITRES	REPAIRS	SERVICE	TYRES	TOLL	OIL	FEES
BH 05 JT ZN	D/C ISUZU	912	2215.85	102.39	-	-	-	-	-	102.32
BJ 48 WV ZN	VW BUS	3177	9085.93	415.03	-	-	-	-	147.00	132.10

BUDGET AND TREASURY OFFICE

VEHICLES	MAKE & MODEL	DISTANCE/ KM	FUEL COSTS	FUEL IN LITRES	REPAIRS	SERVICE	TYRES	TOLL	OIL	FEES
BD 37 MZ ZN	AVANZA	2430	4010.01	191.62	-	-	-	-	-	121.05
BH 05 HC ZN	D/C ISUZU	2274	5670.95	257.80	-	-	-	32.00	-	134.05
BW 21 YC ZN	QUANTUM	4396	11688.84	535.64	-	-	-	64.00	-	174.07
BN 35 DV ZN	UD TRUCK ROLLBACK	-	-	-	-	-	-	-	-	88.78

PLANNING AND DEVELOPMENT SERVICES

VEHICLES	MAKE & MODEL	DISTANCE/ KM	FUEL COSTS	FUEL IN LITRES	REPAIRS	SERVICE	TYRES	TOLL	OIL	FEES
BR 17 RB ZN	D/C NISSAN	-	-	-	-	-	-	-	-	88.78
BX 69 GN ZN	S/C NISSAN	720	1290.99	60.35	-	-	-	62.00	-	118.29
BW 21 YN ZN	D/C ISUZU	767	1455.80	65.13	-	-	92.00	32.00	-	107.19
BD 37 WM ZN	D/C NISSAN	1310	2891.63	130.28	-	7886.71	-	-	-	103.03
BK 43 HS ZN	D/C TOYOTA	577	1196.40	53.53	-	-	16836.01	-	-	95.64
BK 43 KN ZN	S/C ISUZU	-	-	-	-	-	-	-	-	88.78
BM 10 VF ZN	D/C ISUZU	2246	4298.25	199.00	-	-	-	-	130.00	115.87

POOL

VEHICLES	MAKE & MODEL	DISTANCE/ KM	FUEL COSTS	FUEL IN LITRES	REPAIRS	SERVICE	TYRES	TOLL	OIL	FEES
DF 09 WH ZN	FORTUNER	4596	12664.50	573.91	-	-	-	96.00	100	192.08

TOTAL		137426KM & 852HRS	447,829.16		948.75	10,541.15	18,144.15	1,564.00	5,317.20	9,389.06
--------------	--	------------------------------	-------------------	--	---------------	------------------	------------------	-----------------	-----------------	-----------------

REPORT ON SUPPLY CHAIN MANAGEMENT FOR THE MONTH ENDED 31 DECEMBER 2025-DR NKOSAZANA DLAMINI ZUMA MUNICIPALITY

AUTHOR: CHIEF FINANCE OFFICER (File Ref: Budget and Treasury Office)

1st Level : MANCO
 2nd Level : Finance Committee
 3rd Level : EXCO
 4th Level : Council

PURPOSE

To present the Implementation of the Supply chain management policy to the Committee and Council on purchases made by the municipality for the month ended 31 December 2025

BACK GROUND

The Municipal Finance Management Act No 56, 2003 Chapter 11, the municipal supply chain management Regulation, as published in the Government Gazette on 30 May 2005 and the Supply Chain Management Policy as adopted by Council state that a report must be submitted within ten (10) working days of the end of each month to committees and council, in order to create a transparent image to all processes in the Supply Chain Management Division.

LEGISLATIVE FRAMEWORK

- Constitution of Republic of South Africa, Act No 108 of 1996
- Municipal Finance Management Act, No 56 of 2003 Section 71
- Board Based Black Economic Empowerment Amended Act, 2013 (Act Non.46 of 2013)
- PPPFA Regulations 2000
- Supply Chain Management policy

RANGE OF PROCUMENT

- Direct purchase, up to the transaction value of R 2000,00
- formal written price quotations for procurements of a transaction value above R2 000.00 up to R300 000 (VAT included);
- formal written price quotations for procurements of a transaction value above R30 000.01 up to R300 000 (VAT included);
- Competitive bidding procurements above a transaction value of R300 000,01 (VAT included)

STAFF IMPLICATIONS

- There is no staff implication

BID COMMITTEE SITTINGS

Bid Specification Committee	: 1
Bid Evaluation Committee	: 1
Bid Adjudication Committee	: 2

Note: The bid committees are expected to sit at least 4 times a month as per SCM calendar.

FINANCIAL IMPLICATION / EXPENDITURE

○ DEVIATIONS	: R 0,00
○ IRREGULAR EXPENDITURE	: R 0,00
○ FRUITLESS AND WASTEFUL EXPENDITURE	: R 0,00
○ UNAUTHORISED EXPENDITURE	: R 0.00
○ ORDERS BELOW R 30 000,00 (ONCEOFF)	: R 20 500,00
○ ORDERS FOR CONTRACTED SERVICES	: R 22 543,40
○ AWARDS BETWEEN R 30 000.01 – 300 000,00	: R 225 400,00
○ AWARDS MORE THAN R 300 000.01	: R 1 151 668,21
○ FUEL ORDERS	: R 29 700,00
○ FUNERAL	: R 2 000,00
○ TRANSVERSAL CONTRACT	: R 1 345 342,58
○ PANELS/ CONTRACTED	: R 114 525,49

ANNEXURES

- Annexure “A” – Deviation and Unauthorised, Fruitless and wasteful expenditure
- Annexure “B” – Orders below R 30 000,00 (once off)
- Annexure “C” – Orders for contracted services
- Annexure “D” – Between R 30 000,01 – R 300 000,00
- Annexure “E” – Awards more than R 300 000, 01
- Annexure “F” – Fuel orders
- Annexure “G” – Funeral orders
- Annexure “H” – Transversal Contract
- Annexure “I” - Panel

RECOMMENDATIONS

That Committee and Council note this report

SUMMARY OF ORDERS FOR THE PERIOD OF 31 DECEMBER 2025 (see Annexure A)		
DESCRIPTION	RANGE	AMOUNT
Direct Purchase belowe	R0.01-R2000	R -
Written formal quotation	R 2 000,00 - R 30 000,00	R 20 500,00
TOTAL ONCEOFF ORDERS		R 20 500,00
Deviations		R -
Irregular Expenditure		R -
Fruitless and wasteful expenditure		R -
Unauthorised expenditure		R -
Contracted Services	Contracted	R 22 543,40
Quotation	R 30 000,01-R 300 000,00	R 225 400,00
Bids	Above R300 000,01	R 1 151 668,21
Petrol Orders		R 29 700,00
Funeral Assistance Orders		R 2 000,00
Transversal Contract		R 1 345 342,58
Panel service providers	panel	R 114 525,49
TOTAL ORDERS		R 2 911 679,68

DEVIATION FOR THE MONTH ENDED- 31 DECEMBER 2025 (ANNEXURE A)

DATE	ORDER NO.	COMPANY NAME	AMOUNT	DESCRIPTION OF SERVICE	REASON
TOTAL ORDERS			R0,00		

IRREGULAR EXPENDITURE FOR THE MONTH ENDED- 31 DECEMBER 2025 (ANNEXURE B)					
DATE	ORDER NO	COMPANY NAME	AMOUNT	DESCRIPTION OF SERVICE	REASON
	TOTAL ORDERS		R0,00		

FRUITLESS AND WASTEFUL EXPENDITURE FOR THE MONTH ENDED- 31 DECEMBER 2025					
DATE	ORDER NO	COMPANY NAME	AMOUNT	DESCRIPTION OF SERVICE	REASON

R0,00

UNAUTHORISED EXPENDITURE FOR THE MONTH ENDED- 31 DECEMBER 2025 (ANNEXURE G)					
DATE	ORDER NO.	COMPANY NAME	AMOUNT	DESCRIPTION OF SERVICE	REASON
			R0,00		

MINOR BREACHES

DATE	ORDER NO.	COMPANY NAME	AMOUNT	DESCRIPTION OF SERVICE	REASON
			R0,00		

TRANSVERSAL ORDERS FOR 31 DECEMBER 2025 (Annexure A)			
ORDER NO.	COMPANY NAME	SERVICE	AMOUNT
9582	BIDVEST MCCARTHY	SUPPLY AND DELIVERY OF 2 SUV VEHICLES	R1 345 342,58
TOTAL ORDERS			R1 345 342,58

PETROL ORDERS FOR PERIOD OF 31 DECEMBER 2025			
ORDER NUMBERS	COMPANY NAME	DESCRIPTION OF SERVICES RENDERED	AMOUNT
000000900004570	FLEETSIDE TRADING	Request for petrol for brushcutters-Donnybrook Centre	1980
000000900004571	FLEETSIDE TRADING	Request for petrol for brushcutters-Creighton Cemeteries	1980
000000900004573	FLEETSIDE TRADING	Request for petrol for brushcutters-Creighton Centre	1980
000000900004574	FLEETSIDE TRADING	Request for petrol for brushcutters-Creighton Parking and open space	1980
000000900004575	FLEETSIDE TRADING	Request for petrol for brushcutters-Himeville Transfer station	1980
000000900004586	FLEETSIDE TRADING	Request for petrol for brushcutters-Bulwer Disaster	1980
000000900004579	FLEETSIDE TRADING	Request for petrol for brushcutters-Underberg Centre	1980
000000900004576	FLEETSIDE TRADING	Request for petrol for brushcutters-Bulwer Parking and open space	1980
000000900004583	FLEETSIDE TRADING	Request for petrol for brushcutters-Bulwer CSC	1980
000000900004578	FLEETSIDE TRADING	Request for petrol for brushcutters-Himeville centre	1980
000000900004584	FLEETSIDE TRADING	Request for petrol for brushcutters-Underberg parking and open space	1980
000000900004577	FLEETSIDE TRADING	Request for petrol for brushcutters-Himeville parking and open space	1980
000000900004580	FLEETSIDE TRADING	Request for petrol for brushcutters-Donnybrook Cemeteries	1980
000000900004581	FLEETSIDE TRADING	Request for petrol for brushcutters-Bulwer Centre	1980
000000900004572	FLEETSIDE TRADING	Request for petrol for brushcutters-Donnybrook parking and open space	1980
Total			R29 700,00

DIRECT PURCHASE BETWEEN R0.01-R2000 FOR THE MONTH OF 31 DECEMBER 2025			
ORDER NUMBER	COMPANY NAME	DESCRIPTION OF SERVICE/GOODS	AMOUNT
TOTAL ORDERS			R -

WRITTEN QUOTATIONS BETWEEN R2000,01 TO R30 000,00 FOR 31 DECEMBER 2025 (Annexuer B)			
Order Numbers	Company Name	DESCRIPTION OF SERVICE RENDERED	AMOUNT
000000900004481	RISENATHI TRADING	request for 1.8L stainless steel electric kettles x2	R 2 300,00
000000900004562	ZAMINDLELA MADUMA TRADING	Request for service provider to supply and fit new load cell ('H') wire to junction box and connect to indicator. Calibrate weighbridge and computer(20T Weighbridge, load cell 'H')	R 29 227,25
000000900004541	MPILOENHLE SUPPLIERS	Request laptop for Velani Sosibo personal assist for Speaker SS Phoswa	R 26 000,00
000000900004602	MPILOENHLE SUPPLIERS	Request for fraud and corruption awareness tools, A3 Glossy posters: code of ethical leadership, Branded 3m deluxe gazebo & pull up banner: 850mm wide 2000mm high single sided chrome end cap pull up banner bases with supporting pole	R 24 000,00
000000900004535	MHLANGA STRATEGIES	REQUEST FOR CALIBRATION OF BREATH ALCOHOL TESTER 1X FC 20 LIFELOC AND 1X FC 10 LIFELOC	R 5 038,50
000000900004540	RISENATHI TRADING	REQUEST FOR A3 LAMINATOR, LAMINATE 80 UP TO 125 MICRON	R 7 000,00
000000900004539	COST EFFECTIVE CONSTRUCTION	Request for cleaning of reception couches 1x two seater couch 1xthree seater couch 5xsingle seater couches	R 4 715,00
000000900004413	IMPANDE ACCESS SOLUTIONS	Request of lunch packs for Disability games at Ixopo on the 13th Nov 2025.2 pieces of chicken 2 Rolls 1 soft drinks/ 100% juice ,bottled water x 100	R 10 700,00
000000900004523	BIG DS TRADING AND SOUND	Request for the sound system for the coverage of the Employee Wellness Programme.	R 3 000,00
000000900004530	AMAPHEMBA TRADING ENTERPRISE	Request for the procurement of decoration services for the Employee Assistance Programme.	R 20 500,00
000000900004544	IMPANDE ACCESS SOLUTIONS	Request for the catering services (200 people) for the Employees Assistance Programme to take place at Bulwer Hall.	R 29 900,00

FORMAL WRITTEN QUOTATIONS BETWEEN R30 000,01 - R 300 000,00 FOR 31 DECEMBER 2025		
Company Name	DESCRIPTION OF SERVICE RENDERED	AMOUNT
MATHUTHA TRADING	Service provider to supply and deliver calenders and diaries	R 225 400,00
TOTAL		<u>R 225 400,00</u>

FORMAL WRITTEN QUOTATIONS FOR PANELS (CONTRACTS) FOR THE MONTH OF 31 DECEMBER 2025				
Order Numbers	Company Name	DESCRIPTION OF SERVICE RENDERED		AMOUNT
000000900004505	REAL TRAVEL	Request for accommodation for Mr. T. Shabalala to attend the BAC meeting in Underberg.	R	3 990,00
000000900004504	REAL TRAVEL	Request for accommodation for Mr. J. Sondezi to attend BAC in Underberg.	R	3 990,00
000000900004506	REAL TRAVEL	Request for accommodation for Miss Nelisa Holiwe and Miss Xoliswa Memela attending Bid adjudication Committee meeting in Underberg. Check in : 08 December 2025 and Check out: 10 December 2025 ,Kindly provide: Bed, Breakfast, Dinner and Parking.	R	7 980,00
000000900004509	REAL TRAVEL	Request for accommodation for Mr. Phillip Mtungwa attending Bid adjudication Committee meeting in Underberg. Check in : 08 December 2025 and Check out: 10 December 2025 ,Kindly provide: Bed, Breakfast, Dinner and Parking.	R	3 990,00
000000900004507	REAL TRAVEL	Request for accommodation for Mr SV Mngadi PWBS Senior Manager attending adjudication committee meeting in 08-10 December 2025 dinner,bed(Physical Challenge) breakfast and	R	3 990,00
000000900004548	REAL TRAVEL	Request accommodation for Mr S Mnyadu will be transporting PWBS Senior Manager attending adjudication committee meeting In 08-10 December 2025 Dinner, bed, Breakfast and parking for physical challenged person.	R	3 990,00
000000900004508	REAL TRAVEL	Request for accommodation for Ms Kefuwe Mchunu attending Bid Adjudication Committee meeting in Underberg. Check in : 08 December 2025. and Check out: 10 December 2025, Kindly provide: Bed, Breakfast, Dinner and Parking.	R	3 990,00
000000900004613	REAL TRAVEL	Request for Conference for Mr P Mtungwa, Mr S Mngadi, Mr S.J Sondezi, Mr G .K Mchunu, Miss N Holiwe and Miss X Memela attending BAC Meeting. Check in : 08 December 2025 and Check out: 10 December 2025, Kindly provide: Morning tea, Afternoon tea plus Lunch for 2	R	8 080,00
000000900004588	BAITHAUPI EXECUTIVE TRAVEL	Request for accommodation for Mr ZL Dlamini and Ms SLA Ndelu attending Provincial waste indaba economy at Kwadukuza LM In 04-05 December 2025, dinner, bed, breakfast and parking	R	4 388,00
000000900004543	BAITHAUPI EXECUTIVE TRAVEL	request accommodation for Mayor and Guards attending Gagasi FM Slot	R	4 900,00
000000900004582	BAITHAUPI EXECUTIVE TRAVEL	Request of accommodation for Ms Lindie Zuma attending Provincial Disability Parliament on the 02- 04 December 2025 at Mandeni local under Ilembe District Check in: 02 Dec 2025 and Check out:04 Dec 2025 , Dinner, bed & breakfast and Parking	R	4 122,00
000000900004542	SHEMUNTU AND SON'S	Request for stores Cleaning Material	R	35 362,50
000000900004503	DOUBLE OPTION INVESTMENT	Request for an electrical service provider to perform electrical services at Creighton offices.	R	25 752,99
		TOTAL	R	114 525,49

WRITTEN QUOTATIONS FOR CONTRACTED SERVICES BETWEEN FOR 31 DECEMBER 2025			
Order Numbers	COMPANY NAME	DESCRIPTION OF SERVICES RENDERED	AMOUNT
000000900004551	SOMBIZI HOLDINGS	Request for the service provider to advertise the following positions on one newspaper.	R 22 543,40
Totals			R 22 543,40

9.1 BID ABOVE 300 000,00 AWARDED IN THE PERIOD OF 31 DECEMBER 2025

COMPANY NAME	SERVICES RENDERED	AMOUNT	PROCUREMENT PLAN
DOUBLE OPTION	MAINTENANCE OF STREET LIGHTING WITHIN THE FOLLOWING TOWNS (UNDERBERG, BULWER, CREIGHTON AND DONNYBROOK)	R876 411,21	Yes
MABHAGHAN CONSTRUCTION AND PROJECTS	Supply, Delivery and Installation of 80KVA standby generator	R275 257,00	Yes
DNM Attorneys	Panel of Attorneys for a period of 36 months.	Rate based	Yes
A Vilakazi and Associates	Panel of Attorneys for a period of 36 months.	Rate based	Yes
LLM Attorneys	Panel of Attorneys for a period of 36 months.	Rate based	Yes
MATHUTHA TRADING	Supply & delivery of fire fighting equipment for a period of 3 years.	Rate Based	Yes
TOTAL		R1 151 668,21	


DECEMBER PROGRESS ON PROCUREMENT PLAN FOR 2025/2026 FINANCIAL YEAR													
	Name of Municipality	Dr Nkosazana Dlamini Zuma Local Municipality Mr NC Vezl											
	Municipal Manager												
	Head of Department												
	Telephone Number of the end-user												
	Department												
	Signature												
SOBEP Ref No	Description of goods / services / Infrastructure project	Budget Amount	Date of Submission of Specification / requisition to Demand Management	Contact Person	Contract Duration	Procurement Strategy	Bid/Quotation Specification date	Envisaged date of advertisement in the website, newspapers, E-Tender and	Envisaged date of Bid/Quotation Evaluation Committee	Envisaged date of Bid Adjudication Committee (below R300k doesn't go to this committee)	Envisaged date of award	RECEIVED DATE	STATUS
	COMMUNITY SERVICES												
	Traffic light	R 500 000.00	Monday, 05 May 2025	Mr Steve Nthiza		Tender	Monday, 02 June 2025	Tuesday, 01 July 2025	Friday, 01 August 2025	Monday, 01 September 2025	Friday, 31 October 2025		PWBS TO SUBMIT SPECIFICATION AWARDED
	Bulding of DLTC Offices(DESIGNS)	R 300 000.00 R 400 000.00	Monday, 05 May 2025 Monday, 05 May 2025	Mr WM Dlamini		Tender	Monday, 02 June 2025	Tuesday, 01 July 2025	Monday, 04 August 2025	Tuesday, 02 September 2025	Friday, 31 October 2025 Friday, 31 October 2025	AWARDED MAY	TO BE RE- ADVERTISED, END USER AMENDED THE SPECIFICATION
	Himeville DLT Bullet proof Procurement Of PLANT AND Equipment Pound(DEEP SPRAY AND NECK CLAMP)	R 500 000.00	Monday, 05 May 2025	Mr WM Dlamini Mr WM Dlamini		Tender Tender	Monday, 02 June 2025 Monday, 02 June 2025	Tuesday, 01 July 2025 Tuesday, 01 July 2025	Friday, 01 August 2025 Friday, 01 August 2025	Monday, 01 September 2025 Monday, 01 September 2025	Friday, 31 October 2025	Friday, 09 May 2025	TO BE RE- ADVERTISED PWBS TO SUBMIT SPECIFICATION
	Underberg Library Partition	R 200 000.00	Monday, 05 May 2025	Mrs Basi		Quotation	Monday, 05 May 2025	Sunday, 01 June 2025	Tuesday, 01 July 2025	Friday, 01 August 2025	Tuesday, 30 September 2025		AWARDED PWBS TO SUBMIT SPECIFICATION
	Procurement Of Disaster Management Computer Software and Traffic software	R 76 000.00	Monday, 05 May 2025	Mr WM Dlamini		Quotation	Friday, 01 August 2025	Monday, 01 September 2025	Wednesday, 01 October 2025	Wednesday, 01 October 2025	Friday, 28 November 2025	Monday, 26 May 2025	AWARDED PWBS TO SUBMIT SPECIFICATION
	Installation of Creighton Circulation counter	R 400 000.00	Monday, 05 May 2025	Mr S Chule		Tender	Thursday, 01 May 2025	Monday, 02 June 2025	Tuesday, 01 July 2025	Friday, 01 August 2025	Tuesday, 30 September 2025		AWARDED
	Underberg Library Generator	R 500 000.00	Monday, 05 May 2025	Mr Steve Nthiza		Tender	Monday, 02 June 2025	Tuesday, 01 July 2025	Friday, 01 August 2025	Monday, 01 September 2025	Friday, 31 October 2025	Thursday, 24 July 2025	AWARDED
	Installation of the Nkwezela library borehole	R 400 000.00	Monday, 05 May 2025	Mr S Chule		Tender	Monday, 02 June 2025	Tuesday, 01 July 2025	Friday, 01 August 2025	Monday, 01 September 2025	Friday, 31 October 2025		END-USER BUSY WITH THE SPECIFICATION UNDER PWBS QUOTATION EVALUATION WILL BE ADDED)
	Procurement of Library Software (Laptops)	R 70 000.00	Monday, 05 May 2025			Quotation	Monday, 02 June 2025	Tuesday, 01 July 2025	Friday, 01 August 2025	Monday, 01 September 2025	Friday, 31 October 2025	Monday, 21 July 2025	AWARDED(PANEL WILL BE ADDED)
	Procurement of lightning conductors	R 345 000.00	Monday, 05 May 2025	Mr WM Dlamini		Tender	Monday, 02 June 2025	Tuesday, 01 July 2025	Friday, 01 August 2025	Monday, 01 September 2025	Friday, 31 October 2025	Monday, 26 May 2025	INTENTION TO AWARD QUOTATION EVALUATION
	Procurement of fire services chemicals	R 150 000.00	Monday, 05 May 2025	Mr WM Dlamini	36 months	Tender	Monday, 02 June 2025	Tuesday, 01 July 2025	Friday, 01 August 2025	Monday, 01 September 2025	Friday, 31 October 2025	Monday, 26 May 2025	AWARDED
	Procurement of Library computer equipment	R 350 000.00	Monday, 05 May 2025	Mr WM Dlamini		Tender	Monday, 02 June 2025	Tuesday, 01 July 2025	Friday, 01 August 2025	Monday, 01 September 2025	Friday, 31 October 2025	21-07-2025	RFQ SENT QUOTATIONS TO BE REVIEWED
	fire satellite parkhome	R 1 178 164.00	Monday, 05 May 2025	Mr WM Dlamini		Tender	Monday, 02 June 2025	Tuesday, 01 July 2025	Friday, 01 August 2025	Monday, 01 September 2025	Friday, 31 October 2025	Monday, 26 May 2025	AWARDED
	Procurement of Fire services water tanker	R 1 500 000.00	Monday, 05 May 2025	Mr WM Dlamini		Transversal contract	Monday, 02 June 2025	Tuesday, 01 July 2025	Friday, 01 August 2025	Monday, 01 September 2025	Friday, 31 October 2025	Monday, 26 May 2025	PROCESS OF SOURCING QUOTATIONS BID ADJUDICATION COMMITTEE
	Procurement of disaster vehicle	R 800 000.00	Monday, 05 May 2025	Mr WM Dlamini		transversal contract	Monday, 02 June 2025	Tuesday, 01 July 2025	Friday, 01 August 2025	Monday, 01 September 2025	Friday, 31 October 2025	Monday, 26 May 2025	TO BE RE- ADVERTISED
	Fire equipment and plant	R 1 178 164.00	Monday, 05 May 2025	Mr WM Dlamini		Tender	Monday, 02 June 2025	Tuesday, 01 July 2025	Friday, 01 August 2025	Monday, 01 September 2025	Friday, 31 October 2025	Monday, 26 May 2025	PROCESS OF SOURCING QUOTATIONS BID ADJUDICATION COMMITTEE
	Disaster Management Promotional material(flags)	R 50 000.00	Monday, 05 May 2025	Mr M.W Dlamini		Quotation	Monday, 02 June 2025	Monday, 02 June 2025	Friday, 01 August 2025	Monday, 01 September 2025	Friday, 31 October 2025	Monday, 26 May 2025	TO BE RE- ADVERTISED
	Procurement of Emergency and Hazmet PPE/Uniform	R 1 230 000.00	Monday, 05 May 2025	Mr MW Dlamini		Tender	Monday, 02 June 2025	Tuesday, 01 July 2025	Friday, 01 August 2025	Monday, 01 September 2025	Friday, 31 October 2025	Monday, 26 May 2025	TO BE RE- ADVERTISED
	Disaster Furniture	R 250 000.00	Monday, 05 May 2025	Mr WM Dlamini		Formal quotation	Monday, 02 June 2025	Tuesday, 01 July 2025	Friday, 01 August 2025	Monday, 01 September 2025	Friday, 31 October 2025	Monday, 26 May 2025	TO BE RE- ADVERTISED
	Construction of Underberg Cemeteries toilets(Designs)	R 200 000.00	Monday, 07 July 2025	Ms P Maphanga		Formal quotation	Monday, 14 July 2025	Friday, 18 July 2025	Friday, 08 August 2025	Wednesday, 20 August 2025	Monday, 29 September 2025	Thursday, 04 September 2025	TO RESEND RFQ's QUOTATION EVALUATION
	Extension of Donny Brook cemeteries fencing	R 200 000.00	Monday, 07 July 2025	Ms P Maphanga		Formal quotation	Monday, 14 July 2025	Friday, 18 July 2025	Friday, 08 August 2025	Wednesday, 20 August 2025	Monday, 29 September 2025	Monday, 07 July 2025	TO RESEND RFQ's QUOTATION EVALUATION
	Designs of Bulwer Cemetery	R 500 000.00 R 60 000.00	Monday, 05 May 2025 Thursday, 01 May 2025	Ms P Maphanga Mr S Zondi		Tender Formal quotation	Friday, 01 August 2025	Monday, 01 September 2025 Friday, 04 July 2025	Wednesday, 01 October 2025 Tuesday, 02 September 2025	Wednesday, 15 October 2025 n/a	Monday, 17 November 2025 Monday, 01 September 2025		NOT SUBMITTED TO SCM/REQUEST SUBMITTED TO PWBS FOR ASSISTANCE)
	Bulwer csc carpots	R 200 000.00	Thursday, 01 May 2025	Mr S Zondi		Formal quotation	Monday, 02 June 2025	Friday, 04 July 2025	Monday, 01 September 2025	n/a	Monday, 01 September 2025		NOT SUBMITTED TO SCM/REQUEST SUBMITTED TO PWBS FOR ASSISTANCE)
	Fencing of Bulwer CSC training in security	R 250 000.00	Tuesday, 01 July 2025	Mr W Mbanjwa		Formal quotation	Monday, 02 June 2025	Monday, 01 September 2025	Wednesday, 01 October 2025	November	Saturday, 01 November 2025	Thursday, 08 May 2025	AWARDED AWARDED
	Public Service week(OSS Houses) BACK TO SCHOOL	R 600 000.00 R 190 000.00	Friday, 01 August 2025 Tuesday, 01 July 2025	Ms M Chiya Mr W Mbanjwa		Tender Quatations	Friday, 15 August 2025	Monday, 01 September 2025 Friday, 04 July 2025	Friday, 10 October 2025 Monday, 31 August 2015	Saturday, 01 November 2025 n/a	Sunday, 30 November 2025 Monday, 01 September 2025	Wednesday, 23 July 2025	AWARDED AWARDED
	MATRIC AWARD	R 299 000.00	Tuesday, 01 July 2025	Mr W Mbanjwa		Tender	Monday, 02 June 2025	Tuesday, 01 July 2025	08-Sept-20225	Monday, 15 September 2025	Tuesday, 30 September 2025	Wednesday, 23 July 2025	AWARDED AWARDED
	CAREER EXHIBITION	R 154 500.00	Monday, 01 September 2025	Mr W Mbanjwa		Quatations	Monday, 02 June 2025	Friday, 04 July 2025	Sunday, 31 August 2025	n/a	Friday, 01 May 2026		AWARDED BID SPECIFICATION COMMITTEE
	TRAINING OF SECURITY TRAINING OF DRIVERS llicence	R 250 000.00 R 250 000.00	Tuesday, 01 July 2025 Tuesday, 01 July 2025	Mr W Mbanjwa Mr W Mbanjwa		3 year contract 3 year contract	Monday, 07 July 2025 Monday, 11 August 2025	Friday, 11 July 2025 Friday, 15 August 2025	Monday, 18 August 2025 Monday, 29 September 2025	Monday, 01 September 2025 Monday, 13 October 2025	Monday, 22 September 2025 Tuesday, 04 November 2025	Tender process started previous 11-12-2025	AWARDED BID SPECIFICATION COMMITTEE
	ECD MATERIAL	R 90 000.00	Tuesday, 01 July 2025	Ms B Ngcobo		QUATATIONS	Sunday, 01 June 2025	Friday, 04 July 2025	Monday, 31 August 2015	n/a	Monday, 01 September 2025		NOT SUBMITTED
	Procurement of Furniture and Equipment (New store room furniture)	R 720 000.00	Monday, 02 June 2025	Ms L Mhlamvu		tender	Monday, 09 June 2025	Friday, 13 June 2025	Monday, 07 July 2025	21-Jul-205	Friday, 29 August 2025	Thursday, 04 September 2025	TO BE RE- ADVERTISED
	Procurement of Transport Asset (2x vehicles)	R 1 372 242.00	Tuesday, 15 July 2025	Mailibongwe		Transversal contract	Tuesday, 03 June 2025	Tuesday, 16 September 2025	n/a	Monday, 06 October 2025	Wednesday, 08 October 2025	Tuesday, 15 July 2025	AWARDED QUOTATION EVALUATION COMMITTEE
	concrete signs	R 100 000.00	Thursday, 31 July 2025	Mr H Taylor	once off	Formal quotations	Tuesday, 12 August 2025	Friday, 15 August 2025	Friday, 29 August 2025	Tuesday, 16 September 2025	Monday, 29 September 2025	Monday, 11 August 2025	AWARDED QUOTATION EVALUATION COMMITTEE

	Excel training	R 200 000.00	Thursday, 31 July 2025	Mr Radebe	Once off		Monday, 22 September 2025	Friday, 08 August 2025	22-Aug-25	Wednesday, 15 October 2025	Monday, 29 September 2025	Thursday, 18 September 2025	QUOTATION EVALUATION
	Emotional Intelligence	R 100 000.00	Thursday, 31 July 2025	Mr Radebe	Once off	Quotation	Monday, 22 September 2025	Friday, 08 August 2025	22-Aug-25	Wednesday, 15 October 2025	Monday, 29 September 2025	Friday, 11 July 2025	QUOTATION EVALUATION
	Performance Management Training	R 100 000.00	Thursday, 31 July 2025	Mr Radebe	Once off	Quotation	Monday, 22 September 2025	Friday, 08 August 2025	Friday, 22 August 2025	Wednesday, 15 October 2025	Monday, 29 September 2025	Friday, 11 July 2025	QUOTATION EVALUATION
	Waste Management Training	R 90 000.00	Thursday, 31 July 2025	Mr Radebe	Once off	Quotation	Monday, 22 September 2025	Friday, 08 August 2025	Friday, 22 August 2025	Wednesday, 15 October 2025	Monday, 29 September 2025	Thursday, 24 July 2025	QUOTATION EVALUATION
	EAP Committee Training	R 75 000.00	Thursday, 31 July 2025	Mr Radebe	Once off	Quotation	Monday, 22 September 2025	Friday, 08 August 2025	Friday, 22 August 2025	Wednesday, 15 October 2025	Monday, 29 September 2025	Thursday, 24 July 2025	QUOTATION EVALUATION
	SCM Training	R 50 000.00	Thursday, 31 July 2025	Mr Radebe	Once off	Quotation	Monday, 22 September 2025	Friday, 08 August 2025	Friday, 22 August 2025	Wednesday, 15 October 2025	Monday, 29 September 2025		QUOTATION EVALUATION
	Horticulture Training	R 15 000.00	Thursday, 31 July 2025	Mr Radebe	Once off	Quotation	Monday, 22 September 2025	Friday, 08 August 2025	Friday, 22 August 2025	Wednesday, 15 October 2025	Monday, 29 September 2025	4 AUGUSRT 2025	QUOTATION EVALUATION
	Regulations 21 Training	R 35 000.00	Thursday, 31 July 2025	Mr Radebe	Once off	Quotation	Monday, 22 September 2025	Friday, 08 August 2025	Friday, 22 August 2025	Wednesday, 15 October 2025	Monday, 29 September 2025		DONE
	Peace Officer	R 100 000.00	Thursday, 31 July 2025	Mr Radebe	Once off	Quotation	Monday, 22 September 2025	Friday, 08 August 2025	Friday, 22 August 2025	Wednesday, 15 October 2025	Monday, 29 September 2025		NO REQUEST SUBMITTED
	Staff Wellness - Programme 1	R 36 985.00	Friday, 19 September 2025	Mr Radebe	Once off	Quotation	Monday, 22 September 2025	Friday, 08 August 2025	Friday, 22 August 2025	Wednesday, 15 October 2025	Saturday, 15 November 2025		DONE
	Staff Wellness- Programme 2	R 36 985.00	Friday, 20 March 2026	Mr Radebe	Once off	Quotation	Monday, 22 September 2025	Friday, 08 August 2025	Friday, 22 August 2025	Thursday, 18 September 2025	Friday, 15 May 2026		SOURCING QUOTATIONS
	OHS (PSYCHOLOGIST)	R 300 000.00	August	Mr Radebe	36 Months (ongoing)	Tender/ Quotati	Monday, 11 August 2025	Friday, 22 August 2025	6th October 2025	Monday, 20 October 2025	17th November 2025	Wednesday, 16 July 2025	RE-ADVERTISED
	Occupational Health and Safety Committee (Personal Protective Clothing)	R 50 000.00	Thursday, 31 July 2025	Mr Radebe	Once off	Quotation	Monday, 11 August 2025	Thursday, 31 July 2025	Friday, 29 August 2025	Thursday, 18 September 2025	Tuesday, 30 September 2025		NO REQUEST SUBMITTED
	Procurement of Furniture and Equipment	R 250 000.00	Monday, 30 June 2025	Mr S Ngcobo	Once off	Quotation	Monday, 11 August 2025	Thursday, 31 July 2025	Friday, 29 August 2025	Thursday, 18 September 2025	Tuesday, 30 September 2025	Thursday, 31 July 2025	BID ADJUDICATION COMMITTEE
	Uniform and Protective Clothing	R 163 610.00	Monday, 30 June 2025	Mr S Ngcobo	Once off	Quotations	Monday, 11 August 2025	Thursday, 31 July 2025	Friday, 29 August 2025	Thursday, 18 September 2025	Friday, 28 November 2025		ADVERTISED
	Installation of Security Cameras	R 100 000.00	Monday, 30 June 2025	Mr S Ngcobo	Once off	Quotations	Monday, 11 August 2025	Thursday, 31 July 2025	Friday, 29 August 2025	Thursday, 18 September 2025	Tuesday, 30 September 2025		NO REQUEST SUBMITTED
	Security	R 19 104 334.00	Friday, 29 August 2025	Mr S Ngcobo	contract in place		Monday, 01 September 2025	Friday, 05 September 2025	Saturday, 13 September 2025	Saturday, 20 September 2025	Friday, 28 November 2025		NO REQUEST SUBMITTED FOR NEW CONTRACT
	Computer software ADOBE Reader	R 256 598.98	Wednesday, 15 October 2025	Mr D.B. Gumede	(3 years) Ongoing	new contract Tender	Monday, 20 October 2025	Friday, 24 October 2025	Monday, 08 December 2025	Monday, 19 January 2026	Friday, 06 February 2026	Thursday, 25 September 2025	TO BE RE-ADVERTISED
	Anti- Virus	R 160 000.00	Monday, 01 September 2025	Mr D.B. Gumede	3YEAR CONTRACT	Tender	9 september 20235	Friday, 19 September 2025	Monday, 03 November 2025	Monday, 17 November 2025	Monday, 08 December 2025	Tuesday, 02 September 2025	BID ADJUDICATION COMMITTEE
	Internet Provision	R900000	Monday, 01 September 2025	Mr D.B. Gumede	3 Year on going	Tender	Monday, 08 September 2025	Friday, 19 September 2025	Monday, 03 November 2025	Monday, 17 November 2025	Saturday, 08 November 2025	Tuesday, 02 September 2025	TO BE RE-ADVERTISED
	OFFICE OF THE MM												
	Training Programme for Ward Committees	R 250 000.00	Thursday, 28 August 2025	Nqobile N Vakalisa		Panel	Tuesday, 09 September 2025	Monday, 15 September 2025	Friday, 03 October 2025	Wednesday, 08 October 2025	Tuesday, 14 October 2025	Thursday, 28 August 2025	AWARDED
	IA Services (Interim Financials)		Monday, 02 February 2026	N Mtintso		Quotation	Monday, 09 February 2026	Friday, 13 February 2026	Tuesday, 03 March 2026	13/03/2026	Friday, 27 March 2026		NOT DUE
	Computer	R 40 000.00	Monday, 02 March 2026	N Mtintso		once off	Monday, 09 March 2026	Friday, 13 March 2026	Monday, 13 April 2026	Thursday, 23 April 2026	Thursday, 30 April 2026		NOT DUE

APPROVE
D BY

MISS N HOLIWE

SCM MANAGER



**REPORT ON SUPPLY CHAIN MANAGEMENT FOR QUARTER TWO (OCTOBER, NOVEMBER AND DECEMBER) 2025/2026 -DR
NKOSAZANA DLAMINI ZUMA MUNICIPALITY**

**AUTHOR: CHIEF FINANCE OFFICER
(File Ref: Budget and Treasury Office)**

1st Level : MANCO
2nd Level : Finance Committee
3rd Level : EXCO
4th Level : COUNCIL

PURPOSE OF REPORT

To present the Implementation of the Supply chain management policy to the Committee and Council

BACK GROUND

The Municipal Finance Management Act No 56, 2003 Chapter 11, the municipal supply chain management Regulation, as published in the Government Gazette on 30 May 2005 and the Supply Chain Management Policy as adopted by Council state that a report must be submitted within ten (10) working days of the end of each quarter to committees and council, in order to create a transparent image to all processes in the Supply Chain Management Division

LEGISLATIVE FRAMEWORK

- Constitution of Republic of South Africa, Act No 108 of 1996
- Municipal Finance Management Act, No 56 of 2003
- Board Based Black Economic Empowerment Amended Act, 2013 (Act No. 46 of 2013)
- Supply Chain Management policy

RANGE OF PROCUREMENT

- Direct purchase, up to the transaction value of R 1 to R 2000,00
- Formal written price quotation for procurement of a transaction value above R 2 000,00 up to R 300 000,00 (Vat included).
- Formal written price quotation for procurement of a transaction value above R 30 000,01 up to R 300 000,00 (Vat included).
- Competitive bidding process for procurement above a transaction value of R 300 000,01 (Vat included)

TABLE OF CONTENTS

INTRODUCTION

FUNCTIONING OF SCM UNIT

DECLARATION OF INTEREST BY SCM PERSONNEL

ADEQUACY OF PERSONNEL WITH SCM

FUNCTIONING OF BID COMMITTEES MEETINGS

CONSTITUTION OF BID COMMITTEES

BID COMMITTEE MEMBERS DECLARATION

SECTION 114 APPROVAL OF TENDERS NOT RECOMMENDED**REGULATION 32.****REGULATION 36 DEVIATIONS.****REGULATION 45 AWARDS TO CLOSE FAMILY MEMBERS OF PERSONS IN THE SERVICE OF THE STATE.****QUOTATION AWARDED BETWEEN R 30 000,00 to R 300 000,00****SPEND ANALYSIS****BIDS AWARDED****BURIAL ASSISTANCE****CONTRACT MANAGEMENT****IRREGULAR EXPENDITURE****LEASE AGREEMENTS****FRUITLESS & WASTEFUL EXPENDITURE****UNAUTHORIZED EXPENDITURE****TRANSVERSAL CONTRACT**

INTRODUCTION

Regulation 6(3)(4) of the Municipal SCM Regulation requires that on a quarterly basis the accounting officer must submit to the Mayor a report on the implementation of the SCM Policy no later than 10 days after end of each quarter. Subsection 4 further states that the report must be made public in accordance with section 21A of the Municipal System Act.

FUNCTIONS OF THE SCM UNIT

DECLARATION OF INTEREST BY SCM PERSONNEL

All members of Bid Committees had signed declaration of interest and code of conducts.

ADEQUACY OF PERSONNEL WITHIN SCM

All SCM personnel are competent and capable of performing their duties

FUNCTIONING OF BID COMMITTEES

CONSTITUTION OF BID COMMITTEES

The 3 bid committees namely the Bid Specifications Committee, Bid Evaluation and The Bid Adjudication Committee have been constituted adequately in line with the SCM regulation requirements.

BID COMMITTEE MEMBERS DECLARATIONS

Bid Evaluation and Adjudication Committee members declared their interest at every sitting of the committees held during the 2nd quarter and no conflicts of interest were recorded during discussions.

SECTION 114 APPROVAL OF TENDERS NOT RECOMMENDED

No awards were made to supplier other than the ones recommended.

REGULATION 32

Regulation 32(1) of the Municipal Supply Chain allows the accounting officer to procure goods or service for the Municipality or Municipal Entity under contract secured by another organ of state.

Date	Supplier	Details	Amount
No Regulation 32 in the last quarter	N/A	N/A	0,00

REGULATION 36 DEVIATIONS

DATE	ORDER NO.	COMPANY NAME	AMOUNT	DESCRIPTION OF SERVICE	REASON
13/10/2025	9606	Bulwer and Donnybrook Tax Association	R99 000,00	33 x 3 taxis per ward transport community members to the 1st round IDP/Budgets/PMS/SDF 2026/2027 from zone 1 to zone 3	Impractical to follow the SCM process - Municipality has two taxi association Donnybrook and Bulwer
13/10/2025	9604	Underberg and himeville taxi association	R41 040,00	12 x 3 taxi per ward transporting community members to the 1st round IDP/Budget/PMS/SDF 2026/2027 road show from zone 1 to zone 3	Impractical to follow the SCM process - Municipality has two taxi association Underberg and Himeville
16/10/2025	9614	Underberg and himeville taxi association	R6 600,00	2 x taxis Transporting community attending senior citizen day at Nkwezela in ward 9 from Mqatsheni and Nhlanhleni	Impractical to follow the SCM process - Municipality has two taxi association Underberg and Himeville
16/10/2025	9613	Bulwer and Donnybrook Tax Association	R2 900,00	1 x taxi Trasnporting community attending senior citizen day at Nkwezela in ward 9	Impractical to follow the SCM process - Municipality has two taxi association Donnybrook and Bulwer

27/10/2025	9617	Bulwer and Donnybrook Tax Association	R13 000,00	3 x taxis transport Vulnerable learners to fetch their Ids at Ixopo on the 28/10/2025	Impractical to follow the SCM process - Municipality has two taxi association Donnybrook and Bulwer
19/11/2025	9631	Bulwer and Donnybrook Taxi association	R16 000,00	4 x 15 seater taxi Transport community members ward 13,9,and 7 attending 16 days of activism at St Charles on the 28th November 2025	Impractical to follow the SCM process - Municipality has two taxi association Donnybrook and Bulwer
12/11/2025	9628	Underberg and Himeville Taxi Association	R6 200,00	1 x 22 seater transport from ward 06 to Ixopo attending disability Games selection on the 13th November 2025	Impractical to follow the SCM process - Municipality has two taxi association Underberg and Himeville

14/11/2025	9934	Bulwer and Donnybrook taxi association	R6 000,00	1 X 22 SEATER TRANSPORT for umbimbi lwamabutho programme to Msunduzi Municipality on the 15th November 2025	Impractical to follow the SCM process - Municipality has two taxi association Donnybrook and Bulwer
18/11/2025	9630	Bulwer and Donnybrook Taxi Association	R14 000,00	2 x 22 and 3 x15 seater transporting disabled community members to Junction Hall on the 20th November 2025	Impractical to follow the SCM process - Municipality has two taxi association Donnybrook and Bulwer
TOTAL			R204 740,00		

QUOTATION AWARDED BETWEEN R 30 000,01-R 300 000,00

Company Name	DESCRIPTION OF SERVICE RENDERED	AMOUNT
SGQIKI TRADING	Request for Speakers, cordless microphone, overhead projector, multi-functional camera and phone stands	R 75 000,00
Mathutha Trading	Supply and delivery of laptop and one multifunctional hub	R 40 000,00
Mathutha Trading	Fencing of Donnybrook toilets	R 92 000,00
SHIBILIKA Trading	Supply and Delivery of Nylon	R 21 300,00
Nduna Trading	Supply and Delivery of sport equipment for training camp	R 207 900,00
MATHUTHA TRADING	Service provider to supply and deliver calendars and diaries	R 225 400,00
Total		R 661 600,00

SPEND ANALYSIS

MONTH	OCTOBER	NOVEMBER	DECEMBER	Total for the Quarter	%Spend contribution
Direct purchase from R0,00 but below R 2000,00	R 0,00	R 0,00	R 0,00	R 0,00	0%
Formal written price quotation	R 97 030,10	R 104 876,33	R 20 500,00	R 222 406,43	0.89%
Deviations	R 162 540,00	R 42 200,00	R 0,00	R 204 740,00	0.82%
Irregular Expenditure	R 0,00	R 0,00	R 0,00	R 0,00	0%
Fruitless & Wasteful Expenditure	R 1 037,00	R 0,00	R 0,00	R 1 037,00	0,000042%
Unauthorised Expenditure	R 0,00	R 0,00	R 0,00	R 0,00	0%
Contracted Services (Once Off)	R 467 275,38	R 182 315,46	R 22 543,40	R 672 134,24	2,69%
Quotation Above 30k	R 207 000,00	R 229 200,00	R 225 400,00	R 661 600,00	2.65%
Tender	R 12 192 908,71	R 805 000,00	R 1 151 668,21	R 14 149 576,92	56.73%
Petrol orders	R 30 136,05	R 3 300,00	R 29 700,00	R 63 136,05	0,25%
Funeral Orders	R 6 000,00	R 0,00	R 2 000,00	R 8 000,00	0.08%
Transversal Contract	R 0,00	R 0,00	R 1 345 342,58	R 1 345 342,58	5.39%
Panel / Contracted	R 7 223 271,83	R 276 264,36	R 114 525,49	R 7 614 061,68	30.53%
Totals	R 20 387 199.07	R 1 643 156,15	R 2 911 679,68	R 24 942 034,9	100%

BIDS AWARDS ABOVE R 300 000,01

LENGTH OF TIME FOR TENDER	APPOINTMENT DATE	CLOSING DATE OF ADVERT	BIDDERS NAME	DESCRIPTION	AMOUNT	SPECIFIC GOALS CLAIMED
65 days	09 October 2025	11 July 2025	Ukwazi Home Development projects	Construction of Ndlangisa Pedestrian bridge	R4 980 464,78	12,5
64 days	08 October 2025	11 July 2025	Majiki Construction and plant hire	Construction of Jackson Road causeway	R7 212 443,93	15
68 days	27 October 2025	24 July 2025	MSTS Holdings (Pty) Ltd	Panel for Supply, delivery and Installation of lighting conductors for period of three years	Rate base	7
64 Day	23 October 2025	24 July 2025	Sinohydro Consultants (Pty) Ltd	Panel of Environmental specialist to develop environmental studies for a period of three years	Rate base	4,5
77 days	27 October 2025	11 July 2025	Mathutha Trading	Supply,delivery and installation of parkhome for Underberg fire station	R805 000,00	12,5
68 days	27 October 2025	24 July 2025	LEA Construction	Panel for Supply,delivery and Installation of lighting conductors for period of three years	Rate base	10
68 days	27 October 2025	24 July 2025	Simadric Construction and projects	Panel for Supply,delivery and Installation of lighting conductors for period of three years	Rate base	7,5
49 days	02 December 2025	25 September 2025	DOUBLE OPTION	MAINTENANCE OF STREET LIGHTING WITHIN THE	R876 411,21	4,5

				FOLLOWING TOWNS (UNDERBERG, BULWER, CREIGHTON AND DONNYBROOK)		
61 days	02 December 2025	09 September 2025	MABHAGHAN CONSTRUCTION AND PROJECTS	Supply, Delivery and Installation of 80KVA standby generator	R275 257,00	12,5
95 days	02 December 2025	23 July 2025	DNM Attorneys	Panel of Attorneys for a period of 36 months.	Rate based	17.8
95 days	02 December 2025	23 July 2025	A Vilakazi and Associates	Panel of Attorneys for a period of 36 months.	Rate based	5
95 days	02 December 2025	23 July 2025	LLM Attorneys	Panel of Attorneys for a period of 36 months.	Rate based	7
49 days	02 December 2025	25 September 2025	MATHUTHA TRADING	Supply & delivery of firefighting equipment for a period of 3 years.	Rate Based	17,5
Total					R 14 149 576,92	

BURIAL ASSISTANCE ORDERS FOR THE PERIOD OF OCTOBER, NOVEMBER AND DECEMBER 2025

Order No.	FAMILY	WD1	W D2	WD3	WD4	WD5	WD6	WD7	WD8	WD9	WD10	WD11	WD12	WD13	WD14	WD15
0000009 0000426 3	Request funeral support of Steenkamp Fani Alfred from ward 13 under Cllr B R Memela	0	0	0	0	0	0	0	0	0	0	0	0	R 2000,0 0	0	0
0000009 0000431 1	Request funeral support of Nzimande Lindani from ward 11 under Cllr X Zamisa	0	0	0	0	0	0	0	0	0	0	R 2000,0 0	0	0	0	0
0000009 0000435 7	request funeral support of Phungula Nkanyiso from ward 03 under	0	0	R 2000, 00	0	0	0	0	0	0	0	0	0	0	0	0

	Cllr S Mkhize															
0000009 0000456 9	Request funeral support of Jili Bhekokwak he Bongani from ward 13 under Cllr BR Memela															
		0	0	0	0	0	0	0	0	0	0	0	0	R 2000,00	0	0
TOTAL				R 2000,00									R 2000,00	R 4000,00		R 8000,00

CONTRACTS MANAGEMENT**New Contract in the 2nd Quarter**

Name of the service provider	Description	Duration of contract
Majiki construction and plant hire	Construction of Jackson Road causeway	8 Months
Ukwazi home Development	Construction Ndlangisa Pedestrian Bridge	6 Months
Sinohydro consultant Pty ltd	A Panel of environmental specialist to develop environmental studies for Dr Nkosazana Dlamini Zuma municipality for a period of 3 Years	3 Years
Mathutha Trading	Supply, Delivery and Installation of Park homes for Underberg Fire Station	6 months
Somncane General Trading LAE Construction Simadric Construction & Projects PTY LTD MSTS Holdings PTY ;LTD	Panel of Lightning Conductors	3 Years
DNM Attorneys A Vilakazi and Associates LLM Attorneys	Panel of Attorneys	3 Years
Mathutha Trading	Supply & Delivery of firefighting equipment	3 Years

IRREGULAR EXPENDITURE

Service Provider	Name of project	Amount	Reason for Irregular
		R	

LEASE AGREEMENT

No lease agreement on the 2nd quarter

FRUITLESS & WASTEFUL EXPENDITURE

Service Provider	Name of project	Amount	Reason
Total Amount		R	

UNAUTHORIZED EXPENDITURE

No unauthorised expenditure on the 2nd quarter

Service Provider	Name of project	Amount	Reason
Total Amount		R	

TRANSVERSAL CONTRACT

Service Provider	Name of project	Amount
BIDVEST MCCARTHY	SUPPLY AND DELIVERY OF 2 SUV VEHICLES	R1 345 342,58
TOTAL		R1 345 342,58

RECOMMENDATIONS

That this report to be noted by Committee and council.

MONTHLY REPORT ON CONTRACT MANAGEMNT AS AT 31 DECEMBER 2025

AUTHOUR: Chief Financial Officer

(File Ref): Finance Department

1st Level: MANCO

2rd Level: Finance Committee

3rd Level: EXCO

4th Level: Council

PURPOSE

The purpose of this report is to comply with section 116 of the Municipal Finance Management Act No. 56 of 2003 (MFMA) and the requirements as promulgated in the Contract Management Framework.

STRATEGIC OBJECTIVE

To ensure good governance, financial viability, and optimal institutional transformation with capacity to execute its mandate.”

LEGISLATIVE FRAMEWORK

In terms of section 116 of the MFMA:

(1) A contract or agreement procured through the supply chain management system of a municipality or municipal entity must-

(a) be in writing;

(b) stipulate the terms and conditions of the contract or agreement, which must include provisions providing for-

(i) the termination of the contract or agreement in the case of non- or under- performance

(ii) dispute resolution mechanisms to settle disputes between the parties;

(iii) a periodic review of the contract or agreement once every three years in the case of a contract or agreement for longer than three years; and

(iv) any other matters that may be prescribed.

(2) The accounting officer of a municipality or municipal entity must-

(a) take all reasonable steps to ensure that a contract or agreement procured through the supply chain management policy of the municipality or municipal entity is properly enforced.

(b) monitor on a monthly basis the performance of the contractor under the contract or agreement.

RECOMMENDATIONS

It is hereby recommended;

That in compliance with Section 116 of the MFMA Act 56 of 2003 and Contract Management Framework, the report be noted by Council Committees.

SOFT PROJECTS CONTRACT MANAGEMENT REPORT AS AT 31 DECEMBER 2025

NAME OF BIDDER	PROJECT/SERVICE	DEPARTMENT	CONTRACT VALUE	PAYMENTS	START DATE	INITIAL END DATE	NEW END DATE	SERVICE PROVIDER PERFORMANCE	COMMENTS
MC NTSALUNTSALI ATTORNEYS	PROVISION FOR PANEL OF ATTORNEYS	BUDGET & TREASURY OFFICE	BASED ON APPROVED RATE OF R1200	R 1,351,194.16	01/10/2019	30/09/2022	31/03/2026	GOOD	Contract has been extended for 12 months while the municipality is in a process of appointing new panel the contract will end 31/03/2026
MATTHEW FRANCO INC	PROVISION FOR PANEL OF ATTORNEYS	BUDGET & TREASURY OFFICE	BASED ON APPROVED RATE OF R1200	R 1,389,124.96	01/10/2019	30/09/2022	31/03/2026	GOOD	Contract has been extended for 12 months while the municipality is in a process of appointing new panel the contract will end 31/03/2026
LUTHULI SITHOLE INCORPORATION	PROVISION FOR PANEL OF ATTORNEYS	BUDGET & TREASURY OFFICE	BASED ON APPROVED RATE OF R1200	R 115,801.87	01/10/2019	30/09/2022	31/03/2026	GOOD	Contract has been extended for 12 months while the municipality is in a process of appointing new panel the contract will end 31/03/2026
BPO MASS APPRAISALS	GENERAL VALUATION AND PREPARATION OF VALUATION ROLL FOR IMPLEMENTATION 1 JULY 2022	BUDGET & TREASURY OFFICE	R 18,025.95	R 1,666,374.90	26/05/2021	30/06/2027		GOOD	
SINOYDRO CONSULTANTS PTY LTD	ENVIRONMENTAL CONSULTANTS TO RENDER PROFESSIONAL ENVIRONMENTAL MANAGEMENT SERVICES FOR OR NOZ MUNICIPALITY	PWBS	IT IS BASED ON THE APPROVED RATE	R 3,551,057.96	21/09/2021	20/09/2024	22/03/2026	GOOD	Contract has been extended for a period of 6 months to finish the ongoing project. Review of integrated environmental management plan was completed on 21/09/2025. The contract has been extended for another 6 months from the 22/09/2025 to 22/03/2026. Contract has been extended for 3 months from 01/09/2025 to 31/10/2025 while waiting for new procurement process to be finalized the contract has been extended for another 2 months from 01/11/2025 to 31/12/2025
CAB HOLDINGS	PROVISION OF PRINTING AND POSTING STATEMENTS OF ACCOUNTS	BITO	IT BASED ON THE APPROVED RATE OF R18.67	R 1,402,302.90	01/09/2022	31/07/2025	31/12/2025	GOOD	the contract has been extended for a period of three months from 01/12/2025 to 27/02/2026
EARLYWORBS 266 T/A NASHUA	PROVISION OF TELEPHONES	CORPORATE SERVICES	R 1,394,888.21	R 1,423,357.44	01/11/2022	30/11/2025	27/02/2026	GOOD	
ABENKANYEZI CONSTRUCTION AND KITCHEN CC	PROVISION OF DRIVERS LICENCE TRAINING FOR A PERIOD OF 3 YEARS SUPPLY AND DELIVER TRAFFIC, POUND, FIRE FIGHTERS, DISASTER MANAGEMENT DEPARTMENT UNIFORM	COMU	IT IS BASED ON THE APPROVED RATE OF R26,700 INCLUDING DIFFERENT LICENSE CODES	R 727,212.39	01/03/2023	29/02/2026		GOOD	
SPARRS AND ELLIS PTY LTD	SUPPLY INSTALLATION OF ANTIVIRUS SOFTWARE FOR 200 USERS FOR A PERIOD OF 3 YEARS	COMU	IT IS BASED ON THE APPROVED RATE R249,089.01	R 567,133.22	01/07/2023	31/01/2026		GOOD	
AMINSOFT TECHNOLOGY PTY LTD	SUPPLY AND DELIVERY OF GIFT VOUCHERS FOR BACK TO SCHOOL UNIFORM FOR PERIOD OF YEAR CONTRACT	CORPORATE SERVICES	R 302,735.18	R 302,735.18	10/02/2023	09/02/2026		GOOD	
NTSHENGULA TRADING ENTERPRISE		COMU	It is based on the approved rate for R550 merit voucher	R 306,066.95	23/01/2023	23/01/2026		POOR	The company has been served with notice of poor performance
MOBILE TELEPHONE NETWORK	PROVISION OF INTERNET SERVICES	CORPORATE SERVICES	R 2,412,191.90	R 1,869,847.52	16/02/2023	15/02/2026		SATISFACTORY	
PETA OFFICE TRADING	PROVISION OF VEHICLE BRANDING PANEL OF SERVICE PROVIDERS TO SUPPLY AND DELIVERY OF PWBS PROTECTIVE CLOTHING	BITO	IT IS BASED ON THE APPROVED RATE OF R39,500.00 FOR DIFFERENT VEHICLES	R 710,872.50	01/03/2023	28/02/2026		GOOD	
KHULANGWANE TRADING PTY LTD	PANEL OF SERVICE PROVIDERS TO SUPPLY AND DELIVERY OF PWBS PROTECTIVE CLOTHING	PWBS	IT IS BASED ON THE APPROVED RATE OF R2,616.92 INCLUDING ALL ITEMS	R 835,020.81	15/03/2023	15/03/2026		GOOD	
NATHEISWELLE PTY LTD	PANEL OF SERVICE PROVIDERS TO SUPPLY AND DELIVERY OF PWBS PROTECTIVE CLOTHING	PWBS	IT IS BASED ON THE APPROVED RATE OF R49,988.50 INCLUDING ALL ITEMS	R 207,545.00	15/03/2023	15/03/2026		GOOD	
NOUZAMEKHE TRADING PTY LTD	PANEL OF SERVICE PROVIDERS TO SUPPLY AND DELIVERY OF PWBS PROTECTIVE CLOTHING	PWBS	IT IS BASED ON THE APPROVED RATE OF R4,503.64 INCLUDING ALL ITEMS	R	15/03/2023	15/03/2026		GOOD	
KYMKHAKHIMULA PTY LTD	PANEL OF SERVICE PROVIDERS TO SUPPLY AND DELIVERY OF PWBS PROTECTIVE CLOTHING	PWBS	IT IS BASED ON THE APPROVED RATE OF R50,243 INCLUDING ALL ITEMS	R 1,314,305.10	15/03/2023	15/03/2026		POOR	the service provider have been served with a notice of poor performance
BSK HEALTH SERVICE PTY LTD	PANEL OF OCCUPATIONAL HEALTH PROFESSIONALS	CORPORATE SERVICES	IT IS BASED ON THE APPROVED RATES AS BIDD	R 107,670.55	02/05/2023	30/04/2026		GOOD	
DR L G NEMUKONGWE INCORPORATED	PANEL OF OCCUPATIONAL HEALTH PROFESSIONALS	CORPORATE SERVICES	IT IS BASED ON THE APPROVED RATES AS BIDD	R 21,769.50	02/05/2023	30/04/2026		GOOD	
DR MATIMKHULU EZIN INC	PANEL OF OCCUPATIONAL HEALTH PROFESSIONALS	CORPORATE SERVICES	IT IS BASED ON THE APPROVED RATES AS BIDD	R 24,457.00	02/05/2023	30/04/2026		GOOD	
NNV TRAINING	REPAIRS AND MAINTENANCE OF SMALL PLANT AND EQUIPMENT	CORPORATE SERVICES	IT IS BASED ON THE APPROVED RATES AS BIDD	R 93,315.60	02/05/2023	30/04/2026		GOOD	
UNDERBERG FOREST AND GARDEN	REPAIRS AND MAINTENANCE OF SMALL PLANT AND EQUIPMENT	PWBS	IT IS BASED ON THE APPROVED RATE OF R3,382.50 INCLUDING ALL DIFFERENT ITEMS	R 380,444.18	25/05/2023	25/05/2026		GOOD	
LUVOLABASHA PTY LTD	PANEL TO SUPPLY AND DELIVERY OF REFUSE BAGS	PWBS	IT IS BASED ON THE APPROVED RATE OF R2,025 INCLUDING TRANSPORT	R	19/06/2023	18/06/2026		N/A	

NAME OF BIDDER	PROJECT/SERVICE	DEPARTMENT	CONTRACT VALUE	PAYMENTS	START DATE	INITIAL END DATE	NEW END DATE	SERVICE PROVIDER PERFORMANCE	COMMENTS
CHAMPION CML S	PANEL TO SUPPLY AND DELIVERY OF REFUSE BAGS	PWBS	IT IS BASED ON THE APPROVED RATE OF R2 000.00 INCLUDING TRANSPORT	R 322 000.00	18/06/2023	18/06/2026		GOOD	
SHEMATU AND SONS (PTY) LTD	PANEL TO SUPPLY AND DELIVERY OF REFUSE BAGS	PWBS	IT IS BASED ON THE APPROVED RATE OF R309.15 INCLUDING TRANSPORT	R 287 845.00	18/06/2023	18/06/2026		GOOD	
NTSHENGULA TRADING ENTERPRISE	PANEL TO SUPPLY AND DELIVERY OF STATIONERY	CORPORATE SERVICES	IT IS BASED ON THE APPROVED RATES AS BIDD	R -	01/07/2023	30/06/2026		GOOD	
MAKANCWABANE TRADING ENTERPRISE	PANEL TO SUPPLY AND DELIVERY OF STATIONERY	CORPORATE SERVICES	IT IS BASED ON THE APPROVED RATES AS BIDD	R -	01/07/2023	30/06/2026		GOOD	
ONKAMALANGA TRADING	PANEL TO SUPPLY AND DELIVERY OF STATIONERY	CORPORATE SERVICES	IT IS BASED ON THE APPROVED RATES AS BIDD	R 421 670.00	01/07/2023	30/06/2026		GOOD	
MATHUTHA TRADING ENTERPRISE (PTY) LTD	PANEL TO SUPPLY AND DELIVERY OF STATIONERY	CORPORATE SERVICES	IT IS BASED ON THE APPROVED RATES AS BIDD	R 1 007 665.15	01/07/2023	30/06/2026		GOOD	
CLEAN SPOT SOLUTIONS	PANEL TO SUPPLY AND DELIVERY OF CLEANING MATERIAL	CORPORATE SERVICES	IT IS BASED ON THE APPROVED RATES AS BIDD	R 107 365.69	01/07/2023	30/06/2026		GOOD	
NTSHENGULA TRADING ENTERPRISE	PANEL TO SUPPLY AND DELIVERY OF CLEANING MATERIAL	CORPORATE SERVICES	IT IS BASED ON THE APPROVED RATES AS BIDD	R -	01/07/2023	30/06/2026		GOOD	
SHEMATU AND SONS (PTY) LTD	PANEL TO SUPPLY AND DELIVERY OF CLEANING MATERIAL	CORPORATE SERVICES	IT IS BASED ON THE APPROVED RATES AS BIDD	R 137 578.64	01/07/2023	30/06/2026		GOOD	
MATHUTHA TRADING ENTERPRISE (PTY) LTD	PANEL TO SUPPLY AND DELIVERY OF CLEANING MATERIAL	CORPORATE SERVICES	IT IS BASED ON THE APPROVED RATES AS BIDD	R 732 229.91	01/07/2023	30/06/2026		GOOD	
TYCOON HOLDINGS TOWING AND RECOVERY	PANEL OF TOWING SERVICES	CORPORATE SERVICES	PERSONNEL AND R1000 TRUCK	R -	01/07/2023	30/06/2026		GOOD	
MANTAMBO FINANCIAL CONSULTING	PANEL OF FIVE INTERNAL AUDIT (I/A) SERVICES PROVIDERS	OFFICE OF THE MUNICIPAL MANAGER	IT IS BASED ON THE APPROVED	R 273 640.00	14/07/2023	14/07/2026		GOOD	
MATED SYSTEM (PTY) LTD	SUPPLY INSTALLATION AND CONFIGURATION OF ELECTRONIC DOCUMENTS AND RECORDS (MANAGEMENT SYSTEM)EDRMS	CORPORATE SERVICES	R	R 680 260.00	18/09/2023	17/09/2026		SATISFACTORY	
EMVROSERVE WASTE MANAGEMENT (PTY) LTD	REMOVAL OF WASTE FROM HME/ITILE TRANSFER STATION	PWBS	IT IS BASE ON THE APPROVED RATE OF R3 564.82 FOR RENTAL AND DISORGANIZATION	R 6 132 911.60	16/10/2023	16/10/2026		EXCEEDED EXPECTATION	
AQUA TRANSPORT & PLANT HIRE	PANEL OF 3 SERVICE PROVIDERS TO PROVIDE HONEY SUCKING AND HIGH WATER PRESSURE JETTING SERVICES	PWBS	IT IS BASED ON THE APPROVED REATE OF R22 300 FOR HONEY SUCKING AND JETTING CLEANING	R -	17/10/2023	17/10/2026		N/A	
SHEMATU AND SONS	PANEL OF 3 SERVICE PROVIDERS TO PROVIDE HONEY SUCKING AND HIGH WATER PRESSURE JETTING SERVICES	PWBS	IT IS BASED ON THE APPROVED REATE OF R11 879.50 FOR HONEY SUCKING AND JETTING CLEANING	R 1 182 855.50	17/10/2023	17/10/2026		GOOD	
EKEHE INVESTMENTS CC	PANEL OF 3 SERVICE PROVIDERS TO PROVIDE HONEY SUCKING AND HIGH WATER PRESSURE JETTING SERVICES	PWBS	IT IS BASED ON THE APPROVED REATE OF R34 629 FOR HONEY SUCKING AND JETTING CLEANING	R -	17/10/2023	17/10/2026		N/A	Variation Order of R1 449 000 was made for VIP Protection for Cource in Dismal. There's another Variation order of R3 768 325.03 for Chief whip and semi-auto Rifle
MHLONGO TRANSCOM SECURITY	PROVISION OF SECURITY SERVICES AND VP PROTECTION FOR A PERIOD OF 36 MONTHS	CORPORATE SERVICES	R	R 62 603 590.03	03/01/2024	03/01/2027		GOOD	
LANREC (PTY) LTD	PANEL OF SERVICE PROVIDERS FOR CONSTRUCTION OF OSS HOUSES	COMMUNITY'S SOCIAL SERVICES	IT IS BASED ON THE APPROVED RATE OF R211 000.00	R -	22/01/2024	22/01/2027		N/A	
ZNEZYNE CONSTRUCTION AND PROJECTS	PANEL OF SERVICE PROVIDERS FOR CONSTRUCTION OF OSS HOUSES	COMMUNITY'S SOCIAL SERVICES	IT IS BASED ON THE APPROVED RATE OF R148 100.00	R -	22/01/2024	22/01/2027		N/A	
AMAMZI AMOBILE TRADING JS	PANEL OF SERVICE PROVIDERS FOR CONSTRUCTION OF OSS HOUSES	COMMUNITY'S SOCIAL SERVICES	IT IS BASED ON THE APPROVED RATE OF R357 420.00	R -	22/01/2024	22/01/2027		N/A	
SAWUTI TRADING AND PROJECT (PTY) LTD	PANEL OF SERVICE PROVIDERS FOR CONSTRUCTION OF OSS HOUSES	COMMUNITY'S SOCIAL SERVICES	IT IS BASED ON THE APPROVED RATE OF R200 000.00	R 390 875.00	22/01/2024	22/01/2027		GOOD	
AMLABANE TRADING (PTY) LTD	PANEL OF SERVICE PROVIDERS FOR CONSTRUCTION OF OSS HOUSES	COMMUNITY'S SOCIAL SERVICES	IT IS BASED ON THE APPROVED RATE OF R200 000.00	R -	22/01/2024	22/01/2027		N/A	
MAZITHULELE SS CONSTRUCTION	PANEL OF SERVICE PROVIDERS FOR CONSTRUCTION OF OSS HOUSES	COMMUNITY'S SOCIAL SERVICES	IT IS BASED ON THE APPROVED RATE OF R164 954.74	R -	22/01/2024	22/01/2027		N/A	
NOU B TRADING ENTERPRISE	PANEL OF SERVICE PROVIDERS FOR CONSTRUCTION OF OSS HOUSES	COMMUNITY'S SOCIAL SERVICES	IT IS BASED ON THE APPROVED RATE OF R192 280.00	R 363 649.02	22/01/2024	22/01/2027		GOOD	
BUHLIBEZWE TRADING (PTY) LTD	PANEL OF SERVICE PROVIDERS FOR CONSTRUCTION OF OSS HOUSES	COMMUNITY'S SOCIAL SERVICES	IT IS BASED ON THE APPROVED RATE OF R173 088.00	R -	22/01/2024	22/01/2027		N/A	

NAME OF BIDDER	PROJECT/SERVICE	DEPARTMENT	CONTRACT VALUE	PAYMENTS	START DATE	INITIAL END DATE	NEW END DATE	SERVICE PROVIDER PERFORMANCE	COMMENTS
TYCOON HOLDINGS TOWING AND RECOVERY	PANEL OF SERVICE PROVIDERS FOR CONSTRUCTION OF OSS HOUSES	COMMUNITY & SOCIAL SERVICES	IT IS BASED ON THE APPROVED RATE OF R169 000.00	R -	22/01/2024	22/01/2027		N/A	
KELONATHI PTY LTD	PANEL OF SERVICE PROVIDERS FOR CONSTRUCTION OF OSS HOUSES	COMMUNITY & SOCIAL SERVICES	IT IS BASED ON THE APPROVED RATE OF R223 740.00	R -	22/01/2024	22/01/2027		N/A	
MATHUTYA TRADING ENTERPRISE (PTY) LTD	PANEL OF SERVICE PROVIDERS FOR CONSTRUCTION OF OSS HOUSES	COMMUNITY & SOCIAL SERVICES	IT IS BASED ON THE APPROVED RATE OF R167 000.50	R 571,518.10	22/01/2024	22/01/2027		GOOD	
KEMBAL TRADING (PTY) LTD	PANEL OF SERVICE PROVIDERS FOR CONSTRUCTION OF OSS HOUSES	COMMUNITY & SOCIAL SERVICES	IT IS BASED ON THE APPROVED RATE OF R330 330.00	R 156,751.00	22/01/2024	22/01/2027		N/A	
FANU 2016	PANEL OF SERVICE PROVIDERS FOR CONSTRUCTION OF OSS HOUSES	COMMUNITY & SOCIAL SERVICES	IT IS BASED ON THE APPROVED RATE OF R173,434.00	R 156,751.00	22/01/2024	22/01/2027		GOOD	
MAATIK IT SOLUTION (PTY) LTD	DISPOSAL, MANAGEMENT CONFIGURE AND SUPPORT ICT SERVICES MANAGEMENT HELPDISK SYSTEM	CORPORATE SERVICES	R 567,213.35	R 519,726.35	01/04/2024	31/03/2027		GOOD	
MAATIK IT SOLUTION (PTY) LTD	PROVISION OF ICT OFF-SITE BACKUP AND DISASTER RECOVERY SERVICES (BUSINESS CONTINUITY AND SUPPORT	CORPORATE SERVICES	R 1,837,252.06	R 705,293.28	01/04/2024	31/03/2027		GOOD	
SOMBI ZI HOLDINGS	PROVISION OF ADVERTISING SERVICES	CORPORATE SERVICES	IT IS BASED ON THE APPROVED RATE OF R7 615,131 INCLUDING ALL DIFFERENT ADVERTISEMENTS	R 899,975.76	01/01/2024	30/06/2027		GOOD	
OKWAMALANGA TRADING	SUPPLY AND DELIVERY OF PRINTER CARTRIDGES	CORPORATE SERVICES	IT IS BASED ON THE APPROVED RATE OF R14 820 INCLUDING ALL TYPES OF CARTRIDGE		01/01/2024	30/06/2027		N/A	
INTELINNET TRADING	SUPPLY AND DELIVERY OF SCIENCE KITS	COMMUNITY & SOCIAL SERVICES	IT IS BASED ON THE APPROVED RATE OF R50 000 PER KIT	R 550,000.00	03/06/2024	03/06/2027		GOOD	
SAWUTI TRADING AND PROJECT (PTY) LTD	PROVISION OF NATIONAL ROAD TRAFFIC ACTS	CORPORATE SERVICES	R 6,000.00	R 4,000.00	01/07/2024	30/06/2027		N/A	
ALMSOFT TECHNOLOGY PTY LTD	SUPPLY, DELIVERY/INSTALLATION AND CONFIGURATION FOR 120 USERS IN MICROSOFT 365 VOLUME LICENSE FOR A PERIOD OF 3 YEARS	CORPORATE SERVICES	R 867,943.76	R 867,943.76	16/09/2024	15/09/2027		GOOD	
CLARE RESULT 77 PTY LTD	PANEL OF SERVICE PROVIDERS FOR A VERIFICATION OF INDIGENTS LISTING 2300 FOR A PERIOD OF 3 YEARS	BUDGET & TREASURY	IT IS BASED ON THE APPROVED RATE PER ACCOUNT R109.25	R 124,545.00	02/09/2024	02/09/2027		N/A	
YAYOH TRADING	PANEL OF SERVICE PROVIDERS TO PROVIDE SERVICES OF MEDIA CO-ORDINATION AND PRINTING OF THE MUNICIPAL NEWSLETTER FOR 3 YEARS	EXECUTIVE COUNCIL	IT IS BASED ON THE APPROVED RATE	R 1,513,860.00	28/10/2024	28/10/2027		N/A	
NDULEZINHE TRADING	SUPPLY AND DELIVERY OF ANIMAL FEED AND MEDICATION FOR A PERIOD OF 3 YEARS	COMMUNITY & SOCIAL SERVICES	IT IS BASED ON APPROVED RATE	R 616,600.00	11/11/2024	10/11/2027		N/A	
SL DEBT RECOVERY SA PTY LTD	PANEL OF DEBT COLLECTION SERVICES FOR A PERIOD OF 3 YEARS	BUDGET & TREASURY	IT IS BASED ON AN APPROVED RATE OF 12%	R 88,227.79	01/02/2025	31/01/2028		N/A	

HARD AND CAPITAL PROJECT CONTRACT MANAGEMENT REPORT AS AT 31 DECEMBER 2025

NAME OF BIDDER	PROJECT/SERVICE	DEPARTMENT	CONTRACT VALUE	PAYMENTS	START DATE	INITIAL END DATE	NEW END DATE	SERVICE PROVIDER PERFORMANCE	COMMENTS
TPA CONSULTING CC	PANEL OF 5 SERVICE PROVIDERS FOR THE PROJECT MANAGEMENT OF CAPITAL PROJECTS	PWBS	IT IS BASED ON THE APPROVED RATE OF 11% FOR THE WHOLE PERIOD	R 2 528 154.94	12/10/2021	11/10/2024	31/12/2025	GOOD	The contract has been extended for 13 months to finalize the project that have been already started before the contract ends.
FMA ENGINEERS PTY LTD	PANEL OF 5 SERVICE PROVIDERS FOR THE PROJECT MANAGEMENT OF CAPITAL PROJECTS	PWBS	IT IS BASED ON THE APPROVED RATE OF 8% IN YEAR 1, 10% IN YEAR 2 AND YEAR 3.	R 3 650 275.10	12/10/2021	11/10/2024	31/12/2025	EXCEEDED EXPECTATION	The contract has been extended for 13 months to finalize the project that have been already started before the contract ends.
MASAKHEKUNGE PROJECT MANAGERS AND CONSULTANTS	PANEL OF 5 SERVICE PROVIDERS FOR THE PROJECT MANAGEMENT OF CAPITAL PROJECTS	PWBS	IT IS BASED ON THE APPROVED RATE OF 12% FOR THE WHOLE PERIOD	R 3 974 380.91	12/10/2021	11/10/2024	31/12/2025	EXCEEDED EXPECTATION	The contract has been extended for 13 Months to finalize the project that have been already started before the contract ends.
SHARDESH SEWAL AND ASSOCIATES CC	PANEL OF 5 SERVICE PROVIDERS FOR THE PROJECT MANAGEMENT OF CAPITAL PROJECTS	PWBS	IT IS BASED ON THE APPROVED RATE OF 8.5% FOR THE WHOLE PERIOD	R 6 527 210.78	12/10/2021	11/10/2024	31/12/2025	EXCEEDED EXPECTATION	The contract has been extended for 13 Months to finalize the project that have been already started before the contract ends.
MAJUKI CONSTRUCTION	PANEL OF SERVICE PROVIDERS FOR HIRE OF CONSTRUCTION PLANT TO SERVICE THE MUNICIPALITY	PWBS	It is based on the approved rate of R97 300.35 INCLUDING ALL ITEMS	R 642 206.67	10/02/2023	12/02/2026		N/A	
MIDMAR PLANT HIRE CC	PANEL OF SERVICE PROVIDERS FOR HIRE OF CONSTRUCTION PLANT TO SERVICE THE MUNICIPALITY	PWBS	IT IS BASED ON THE APPROVED RATE OF R 88 285.50 INCLUDING ALL ITEMS	R	13/02/2023	12/02/2026		N/A	
EKENE INVESTMENTS CC	PANEL OF SERVICE PROVIDERS FOR HIRE OF CONSTRUCTION PLANT TO SERVICE THE MUNICIPALITY	PWBS	IT IS BASED ON THE APPROVED RATE OF R 103 801.30 INCLUDING ALL ITEMS	R	13/02/2023	12/02/2026		N/A	
MBOVA CONSTRUCTION	PANEL OF SERVICE PROVIDERS FOR HIRE OF CONSTRUCTION PLANT TO SERVICE THE MUNICIPALITY	PWBS	IT IS BASED ON THE APPROVED RATE OF R 95 293.00 INCLUDING ALL ITEMS	R 1 980 689.40	13/02/2023	12/02/2026		GOOD	
AQUA TRANSPORT & PLANT HIRE PTY LTD	PANEL OF SERVICE PROVIDERS FOR HIRE OF CONSTRUCTION PLANT TO SERVICE THE MUNICIPALITY	PWBS	IT IS BASED ON THE APPROVED RATE OF R 128 894.45 INCLUDING ALL ITEMS	R 312 205.21	13/02/2023	12/02/2026		GOOD	
UKWAZI HOME DEVELOPMENT PROJECTS	PANEL OF SERVICE PROVIDERS FOR HIRE OF CONSTRUCTION PLANT TO SERVICE THE MUNICIPALITY	PWBS	IT IS BASED ON THE APPROVED RATE OF R 49 616.75 INCLUDING ALL ITEMS	R 6 482 190.00	13/02/2023	12/02/2026		SATISFACTORY	
CONAN CONSTRUCTION CC	PANEL OF SERVICE PROVIDERS FOR HIRE OF CONSTRUCTION PLANT TO SERVICE THE MUNICIPALITY	PWBS	IT IS BASED ON THE APPROVED RATE OF R 100 659.50 INCLUDING ALL ITEMS	R 18 010 186.25	13/02/2023	12/02/2026		GOOD	
NGOJKA TRADING	PANEL OF SERVICE PROVIDERS FOR HIRE OF CONSTRUCTION PLANT TO SERVICE THE MUNICIPALITY	PWBS	IT IS BASED ON THE APPROVED RATE OF R 65 653.50 INCLUDING ALL ITEMS	R 1 690 641.06	13/02/2023	12/02/2026		GOOD	
MAGUBANE PLANT AND CONTRACTORS CC	PANEL OF SERVICE PROVIDERS FOR HIRE OF CONSTRUCTION PLANT TO SERVICE THE MUNICIPALITY	PWBS	IT IS BASED ON THE APPROVED RATE OF R 100 654.20 INCLUDING ALL ITEMS	R 8 993 042.69	13/02/2023	12/02/2026		GOOD	
MPILEBANI PROJECTS PTY LTD	PANEL OF SERVICE PROVIDERS FOR HIRE OF CONSTRUCTION PLANT TO SERVICE THE MUNICIPALITY	PWBS	IT IS BASED ON THE APPROVED RATE OF R 113 712.00 INCLUDING ALL ITEMS	R	13/02/2023	12/02/2026		N/A	
TUNUNU TRADING	MAINTENANCE AND NEW INSTALLATION OF AIR CONDITIONERS	PWBS	IT IS BASED ON THE APPROVED RATE OF R857.00 INCLUDING ALL ITEMS	R 1 999 413.36	11/04/2024	11/04/2027		GOOD	
SHARDESH SEWAL AND ASSOCIATES CC	PANEL OF PROJECT MANAGEMENT OF CAPITAL PROJECTS	PWBS	IT IS BASED ON ECSA GAZETTED RATES	R	28/02/2025	28/02/2028		N/A	
BMK GROUP PTY LTD	PANEL OF PROJECT MANAGEMENT OF CAPITAL PROJECTS	PWBS	IT IS BASED ON ECSA GAZETTED RATES	R	28/02/2025	28/02/2028		N/A	
DLAMINOVU CONSULTING ENGINEERS AND PROJECT MANAGERS	PANEL OF PROJECT MANAGEMENT OF CAPITAL PROJECTS	PWBS	IT IS BASED ON ECSA GAZETTED RATES	R	28/02/2025	28/02/2028		N/A	
TPA CONSULTING CC	PANEL OF PROJECT MANAGEMENT OF CAPITAL PROJECTS	PWBS	IT IS BASED ON ECSA GAZETTED RATES	R	28/02/2025	28/02/2028		N/A	
BG MAZONGOLO CONSTRUCTION CC	CONSTRUCTION OF PHOSANE COMMUNITY HALL	PWBS	R 5 926 240.38	R 1 592 385.18	25/07/2025	28/02/2026		GOOD	The physical overall Percentage is 51%
BG MAZONGOLO CONSTRUCTION CC	CONSTRUCTION OF EUPHOLENI CRECHE	PWBS	R 4 928 187.00	R 1 878 902.20	27/08/2025	27/10/2026		EXCEEDED EXPECTATION	The physical overall Percentage is 53%
UKWAZI HOME DEVELOPMENTS PROJECTS	CONSTRUCTION OF BULWER TOWN UPGRADE PHASE 2 INFORMAL TRADING INFRASTRUCTURE	PWBS	R 6 584 325.00	R 1 722 605.37	27/08/2025	31/03/2026		EXCEEDED EXPECTATION	

[illegible]

CONTRACT REGISTER AS AT 31 DECEMBER 2025				CONTRACT REGISTER AS PER 31 DECEMBER 2025																	
DE MPOSAZANA DLAMINI ZUMA LOCAL MUNICIPALITY				DR MPOSAZANA DLAMINI ZUMA LOCAL MUNICIPALITY																	
	CONTRACT NUMBER	BID/ QUOTATION NUMBER	ORDER NO.	CONTRACT TYPE	APPOINTED BIDDER	CENTRAL SUPPLIER DATABASE REGISTRATION NO.	PARTY TYPE	MUNICIPALITY VOTE/DEPARTMENT	DESCRIPTION OF GOODS/SERVICES/PROJECTS	CATEGORY	CONTRACT VALUE AS PER CONTRACT	CONTRACT AMOUNT PAID	BALANCE OF CONTRACT VALUE	PERCENTAGE ESCALATION	CONTRACT START DATE	CONTRACT END DATE	CONTRACT DURATION IN MONTHS	CONTRACT STATUS	CONTRACT EXTENSION PERIOD IN MONTHS	CONTRACT EXTENSION VALUE	COMMENTS
221	8/7/2/18/20	8TD-084/18/19	0	APPOINTMENT LETTER	MC NTSHALINTSHALI ATTORNEYS	MAAA0040612	PRIVATE SECTOR INSTITUTION	BUDGET & TREASURY	PROVISION FOR PANEL OF ATTORNEYS	LEGAL SERVICES	BASED ON APPROVED RATE OF R1200	1 351 184,16	R -	0	01/10/2019	31/03/2026	36	EXTENDED	12 MONTHS	R -	Contract has been extended for 12 months while the municipality is in a process of appointing new panel the contract will ends 31/03/2026
222	8/7/2/18/21	8TD-084/18/19	0	APPOINTMENT LETTER	MATTHEW FRANCIS INC	MAAA0158432	PRIVATE SECTOR INSTITUTION	BUDGET & TREASURY	PROVISION FOR PANEL OF ATTORNEYS	LEGAL SERVICES	BASED ON APPROVED RATE OF R1200	1 399 124,96	R -	0	01/10/2019	31/03/2026	36	EXTENDED	12 MONTHS	R -	Contract has been extended for 12 months while the municipality is in a process of appointing new panel the contract will ends 31/03/2026
223	8/7/2/18/22	8TD-084/18/19	0	APPOINTMENT LETTER	LUTHULI SITHOLE INCORPORATION	MAAA0150773	PRIVATE SECTOR INSTITUTION	BUDGET & TREASURY	PROVISION FOR PANEL OF ATTORNEYS	LEGAL SERVICES	BASED ON APPROVED RATE OF R1200	115 801,87	R -	0	01/10/2019	31/03/2026	36	EXTENDED	12 MONTHS	R -	Contract has been extended for 12 months while the municipality is in a process of appointing new panel the contract will ends 31/03/2026
307	8/7/2/18/206	8TD-8042/20/21	0	SERVICE LEVEL AGREEMENT	BPG MASS APPRAISALS	MAAA0058559	PRIVATE SECTOR INSTITUTION	BUDGET & TREASURY	GENERAL VALUATION AND PREPARATION OF VALUATION ROLL FOR IMPLEMENTATION 1 JULY 2022	PROFESSIONAL SERVICES	R 1 802 959,00	1 666 374,80	R 136 584,20	-	26/05/2021	30/06/2027	73	CURRENT	0	R -	
338	8/7/2/18/331	PW85-8002/21/22	0	SERVICE LEVEL AGREEMENT	TPA CONSULTING CC	MAAA0304105	CLOSE CORPORATION INSTITUTION	TECHNICAL & INFRASTRUCTURE SERVICES	PANEL OF 5 SERVICE PROVIDERS FOR THE PROJECT MANAGEMENT OF CAPITAL PROJECTS	CONSULTING FEES	IT IS BASED ON THE APPROVED RATE OF 11% FOR THE WHOLE PERIOD	2 528 154,95	R -	-	12/10/2021	11/12/2025	36	EXPIRED	13 MONTHS	R -	Contract has been extended for a period of 13 months to finalise the projects that were started before the contract ends
339	8/7/2/18/338	PW85-8002/21/22	0	SERVICE LEVEL AGREEMENT	FAA ENGINEERS PTY LTD	MAAA0132262	CLOSE CORPORATION INSTITUTION	TECHNICAL & INFRASTRUCTURE SERVICES	PANEL OF 5 SERVICE PROVIDERS FOR THE PROJECT MANAGEMENT OF CAPITAL PROJECTS	CONSULTING FEES	IT IS BASED ON THE APPROVED RATE OF 10% FOR THE WHOLE PERIOD	3 650 275,10	R -	-	12/10/2021	11/12/2025	36	EXPIRED	13 MONTHS	R -	Contract has been extended for a period of 13 months to finalise the projects that were started before the contract ends
340	8/7/2/18/339	PW85-8002/21/22	0	SERVICE LEVEL AGREEMENT	MASAREKUSILENGE PROJECT MANAGERS AND CONSULTANTS	MAAA01269330	CLOSE CORPORATION INSTITUTION	TECHNICAL & INFRASTRUCTURE SERVICES	PANEL OF 5 SERVICE PROVIDERS FOR THE PROJECT MANAGEMENT OF CAPITAL PROJECTS	CONSULTING FEES	IT IS BASED ON THE APPROVED RATE OF 12% FOR THE WHOLE PERIOD	3 974 360,91	R -	-	12/10/2021	11/12/2025	36	EXPIRED	13 MONTHS	R -	Contract has been extended for a period of 13 months to finalise the projects that were started before the contract ends
341	8/7/2/18/450	PW85-8001/21/22	0	SERVICE LEVEL AGREEMENT	SHAKDESH SEWALAL AND ASSOCIATES CC	MAAA0391744	CLOSE CORPORATION INSTITUTION	TECHNICAL & INFRASTRUCTURE SERVICES	PANEL OF 5 SERVICE PROVIDERS FOR THE PROJECT MANAGEMENT OF CAPITAL PROJECTS	CONSULTING FEES	IT IS BASED ON THE APPROVED RATE OF 4,5% FOR THE WHOLE PERIOD	6 527 210,78	R -	-	12/10/2021	11/12/2025	36	EXPIRED	13 MONTHS	R -	Contract has been extended for a period of 13 months to finalise the projects that were started before the contract ends
374	8/7/2/18/473	8TD-8025/21/22	0	SERVICE LEVEL AGREEMENT	CAR HOLDINGS	MAAA0011496	PRIVATE SECTOR INSTITUTION	BUDGET & TREASURY	PROVISION OF PRINT AND POSTING STATEMENTS OF ACCOUNTS	OTHER	IT IS BASED ON THE APPROVED RATE OF R18,67	1 402 302,90	R -	-	01/08/2022	31/12/2025	36	EXPIRED	0	R -	Contract has been extended for two 2 months from 02/12/2025 to 31/12/2025 while waiting for new procurement process to be finalised
389	8/7/2/18/488	CORP-8045/21/22		SERVICE LEVEL AGREEMENT	EARLYWORK 266 T/A NASHUA	MAAA0011277	PRIVATE SECTOR INSTITUTION	CORPORATE SERVICES	PROVISION OF TELEPHONES FOR A PERIOD OF 3 YEARS	MUNICIPAL SERVICES	R 1 500 295,57	1 423 357,44	R 76 938,13	-	01/12/2022	27/02/2026	36	EXTENDED	0	R -	Variation order of 3622.50 was made to extend the scope work for NASHUA to relocate phones at the Tourism offices to their new offices
404	8/7/2/18/4901	COMM-8015/21/23		SERVICE LEVEL AGREEMENT	ABENKAYEY CONSTRUCTION AND KITCHEN CC	MAAA0052202	PRIVATE SECTOR INSTITUTION	COMMUNITY SERVICES	PROVISION OF DRIVERS LICENCE TRAINING FOR A PERIOD OF 3 YEARS	OTHER	IT IS BASED ON THE APPROVED RATE OF R35 700 INCLUDING DIFFERENT LICENCE CATEGORIES	727 212,39	R -	0	01/01/2023	28/02/2026	36	CURRENT	R -	R -	R -
407	8/7/2/18/4904	CORP-8048/22/23		SERVICE LEVEL AGREEMENT	AUMSOFT TECHNOLOGY PTY LTD	MAAA0064545	PRIVATE SECTOR INSTITUTION	CORPORATE SERVICES	SUPPLY INSTALLATION OF ANTIVIRUS SOFTWARE FOR 200 USERS FOR A PERIOD OF 3 YEARS	OTHER	R 302 735,18	302 735,18	R -	R -	10/02/2023	09/02/2026	36	CURRENT	R -	R -	R -
412	8/7/2/18/4908	COMM-8050/22/23		SERVICE LEVEL AGREEMENT	NTSHENGULA TRADING ENTERPRISE	MAAA0234543	PRIVATE SECTOR INSTITUTION	COMMUNITY SERVICES	SUPPLY AND DELIVERY OF GIFT VOUCHERS FOR BACK TO SCHOOL UNIFORM FOR PERIOD OF YEAR CONTRACT	OTHER	It is based on the approved rate for R550 each voucher	306 066,95	R -	0	23/01/2023	23/01/2026	36	CURRENT	3	R -	The service provide have been served with notice of poor performance.
415	8/7/2/18/4911	PW85-8031/22/23		SERVICE LEVEL AGREEMENT	MAURI CONSTRUCTION	MAAAAD11357	PRIVATE SECTOR INSTITUTION	PUBLIC WORKS AND BASIC SERVICE	PANEL OF SERVICE PROVIDERS FOR HIRE OF CONSTRUCTION PLANT TO SERVICE THE MUNICIPALITY	CONSTRUCTION	It is based on the approved rate of R17 300,35 INCLUDING ALL ITEMS	642 305,67	R -	0	13/02/2023	12/02/2026	18	CURRENT	0	R -	0
416	8/7/2/18/4912	PW85-8031/22/23		SERVICE LEVEL AGREEMENT	MIDMAAR PLANT HIRE CC	MAAA0009611	PRIVATE SECTOR INSTITUTION	PUBLIC WORKS AND BASIC SERVICE	PANEL OF SERVICE PROVIDERS FOR HIRE OF CONSTRUCTION PLANT TO SERVICE THE MUNICIPALITY	CONSTRUCTION	IT IS BASED ON THE APPROVED RATE OF R 88 285,50 INCLUDING ALL ITEMS	R -	R -	0	13/02/2023	12/02/2026	36	CURRENT	0	R -	0
417	8/7/2/18/4913	PW85-8031/22/23		SERVICE LEVEL AGREEMENT	EKENE INVESTMENTS CC	MAAA0012316	PRIVATE SECTOR INSTITUTION	PUBLIC WORKS AND BASIC SERVICE	PANEL OF SERVICE PROVIDERS FOR HIRE OF CONSTRUCTION PLANT TO SERVICE THE MUNICIPALITY	CONSTRUCTION	IT IS BASED ON THE APPROVED RATE OF R 103 801,36 INCLUDING ALL ITEMS	R 351601	-	0	13/02/2023	12/02/2026	36	CURRENT	0	R -	0
418	8/7/2/18/4914	PW85-831/22/23		SERVICE LEVEL AGREEMENT	MBOVA CONSTRUCTION	MAAA0128413	PRIVATE SECTOR INSTITUTION	PUBLIC WORKS AND BASIC SERVICE	PANEL OF SERVICE PROVIDERS FOR HIRE OF CONSTRUCTION PLANT TO SERVICE THE MUNICIPALITY	CONSTRUCTION	IT IS BASED ON THE APPROVED RATE OF R 95 243,60 INCLUDING ALL ITEMS	1 960 699,40	R -	0	13/02/2023	12/02/2026	36	CURRENT	0	R -	0
419	8/7/2/18/4915	PW85-8031/22/23		SERVICE LEVEL AGREEMENT	AQUA TRANSPORT & PLANT HIRE PTY LTD	MAAA0000492	PRIVATE SECTOR INSTITUTION	PUBLIC WORKS AND BASIC SERVICE	PANEL OF SERVICE PROVIDERS FOR HIRE OF CONSTRUCTION PLANT TO SERVICE THE MUNICIPALITY	CONSTRUCTION	IT IS BASED ON THE APPROVED RATE OF R 126 884,40 INCLUDING ALL ITEMS	372 205,21	R 372 205,21	0	13/02/2023	12/02/2026	36	CURRENT	0	R -	0
420	8/7/2/18/4916	PW85-8031/22/23		SERVICE LEVEL AGREEMENT	UKWADI HOME DEVELOPMENT PROJECTS	MAAA01324299	PRIVATE SECTOR INSTITUTION	PUBLIC WORKS AND BASIC SERVICE	PANEL OF SERVICE PROVIDERS FOR HIRE OF CONSTRUCTION PLANT TO SERVICE THE MUNICIPALITY	CONSTRUCTION	IT IS BASED ON THE APPROVED RATE OF R 49 564,25 INCLUDING ALL ITEMS	6 492 790,00	R -	0	13/02/2023	12/02/2026	36	CURRENT	0	R -	0
421	8/7/2/18/4917	PW85-8031/22/23		SERVICE LEVEL AGREEMENT	CONAN CONSTRUCTION CC	MAAA0107591	PRIVATE SECTOR INSTITUTION	PUBLIC WORKS AND BASIC SERVICE	PANEL OF SERVICE PROVIDERS FOR HIRE OF CONSTRUCTION PLANT TO SERVICE THE MUNICIPALITY	CONSTRUCTION	IT IS BASED ON THE APPROVED RATE OF R 100 659,50 INCLUDING ALL ITEMS	18 010 788,25	R -	0	13/02/2023	12/02/2026	36	CURRENT	0	R -	0
422	8/7/2/18/4918	PW85-831/22/23		SERVICE LEVEL AGREEMENT	NGQKA TRADING	MAAA0176045	PRIVATE SECTOR INSTITUTION	PUBLIC WORKS AND BASIC SERVICE	PANEL OF SERVICE PROVIDERS FOR HIRE OF CONSTRUCTION PLANT TO SERVICE THE MUNICIPALITY	CONSTRUCTION	IT IS BASED ON THE APPROVED RATE OF R 65 653,50 INCLUDING ALL ITEMS	1 680 841,06	R -	0	13/02/2023	12/02/2026	36	CURRENT	0	R -	0
423	8/7/2/18/4919	PW85-8031/22/23		SERVICE LEVEL AGREEMENT	MAGUBANE PLANT AND CONTRACTORS CC	MAAA0033445	PRIVATE SECTOR INSTITUTION	PUBLIC WORKS AND BASIC SERVICE	PANEL OF SERVICE PROVIDERS FOR HIRE OF CONSTRUCTION PLANT TO SERVICE THE MUNICIPALITY	CONSTRUCTION	IT IS BASED ON THE APPROVED RATE OF R 100 634,25 INCLUDING ALL ITEMS	8 096 924,75	R -	0	13/02/2023	12/02/2026	36	CURRENT	0	R -	0
424	8/7/2/18/4920	PW85-8031/22/23		SERVICE LEVEL AGREEMENT	MPHELEBANI PROJECTS PTY LTD	MAAA0456156	PRIVATE SECTOR INSTITUTION	PUBLIC WORKS AND BASIC SERVICE	PANEL OF SERVICE PROVIDERS FOR HIRE OF CONSTRUCTION PLANT TO SERVICE THE MUNICIPALITY	CONSTRUCTION	IT IS BASED ON THE APPROVED RATE OF R 113 712,00 INCLUDING ALL ITEMS	R -	R -	0	13/02/2023	12/02/2026	36	CURRENT	0	R -	0
427	8/7/2/18/4921	CORP-8046/22/23		SERVICE LEVEL AGREEMENT	MOBILE TELEPHONE NETWORK	MAAA0034729	PRIVATE SECTOR INSTITUTION	CORPORATE SERVICES	PROVISION OF INTERNET SERVICE FOR A PERIOD OF 3 YEARS	OTHER	R 2 412 191,90	1 689 947,52	R 722 344,38	0	16/02/2023	15/02/2026	36	CURRENT	0	R 312 736,50	VO of R312 736,50 was made to accommodate new buildings that were built after the tender was advertised.
429	8/7/2/18/4924	8TD-8014/22/23		SERVICE LEVEL AGREEMENT	PETAL OFFICE TRADING	MAAA1147483	PRIVATE SECTOR INSTITUTION	BUDGET & TREASURY OFFICE	PROVISION OF VEHICLE BRANDING	OTHER	IT IS BASED ON THE APPROVED RATE OF R39 500,00 FOR DIFFERENT SERVICES	710 872,50	R -	0	01/03/2023	28/02/2026	36	CURRENT	0	R -	0
436	8/7/2/18/4931	CORP-8045/22/23	0	SERVICE LEVEL AGREEMENT	B5X HEALTH SERVICE PTY LTD	MAAA1145965	PRIVATE SECTOR INSTITUTION	CORPORATE SERVICES	PANEL OF OCCUPATIONAL HEALTH PROFESSIONALS	PROFESSIONAL SERVICES	IT IS BASED ON THE APPROVED	107 470,55	R -	0	02/05/2023	30/04/2026	36	CURRENT	0	R -	0
435	8/7/2/18/4932	CORP-8045/22/23	0	SERVICE LEVEL AGREEMENT	DR L.G. NEMUKONGWE INCORPORATED	MAAA0170037	PRIVATE SECTOR INSTITUTION	CORPORATE SERVICES	PANEL OF OCCUPATIONAL HEALTH PROFESSIONALS	PROFESSIONAL SERVICES	IT IS BASED ON THE APPROVED	21 769,50	R 21 769,50	0	02/05/2023	30/04/2026	36	CURRENT	0	R -	0
436	8/7/2/18/4933	CORP-8045/22/23	0	SERVICE LEVEL AGREEMENT	DR MTIMKHULU EZM INC	MAAA1028425	PRIVATE SECTOR INSTITUTION	CORPORATE SERVICES	PANEL OF OCCUPATIONAL HEALTH PROFESSIONALS	PROFESSIONAL SERVICES	IT IS BASED ON THE APPROVED	24 457,00	R -	0	02/05/2023	30/04/2026	36	CURRENT	2	R -	0
437	8/7/2/18/4934	CORP-8045/22/23	0	SERVICE LEVEL AGREEMENT	NNY TRADING	MAAA0171890	PRIVATE SECTOR INSTITUTION	CORPORATE SERVICES	PANEL OF OCCUPATIONAL HEALTH PROFESSIONALS	PROFESSIONAL SERVICES	IT IS BASED ON THE APPROVED	93 315,60	R -	0	02/05/2023	30/04/2026	36	CURRENT	0	R -	0
441	8/7/2/18/4938	PW85-8032/22/23	0	SERVICE LEVEL AGREEMENT	UNDERBERG FOREST AND GARDEN	MAAA0835940	PRIVATE SECTOR INSTITUTE	PUBLIC WORKS AND BASIC SERVICES	REPAIRS AND MAINTENANCE OF SMALL PLANT AND EQUIPMENT	EQUIPMENT MAINTENANCE	IT IS BASED ON THE APPROVED RATE OF R3 392,50 INCLUDING ALL DIFFERANT ITEMS	380 444,18	R -	0	25/05/2023	25/05/2026	36	CURRENT	0	R -	0
443	8/7/2/18/4940	PW85-8053/22/23	0	SERVICE LEVEL AGREEMENT	LUVOLABASHA PTY LTD	MAAA1287189	PRIVATE SECTOR INSTITUTE	PUBLIC WORKS AND BASIC SERVICES	PANEL TO SUPPLY AND DELIVERY OF REFUSE BAGS	WASTE SERVICES	IT IS BASED ON THE APPROVED RATE OF R2 025 INCLUDING TRANSPORT	-	R -	0	19/06/2023	18/06/2026	36	CURRENT	0	R -	0
444	8/7/2/18/4941	PW85-8053/22/23	0	SERVICE LEVEL AGREEMENT	CHAMPION CIVILS	MAAA0127563	PRIVATE SECTOR INSTITUTE	PUBLIC WORKS AND BASIC SERVICES	PANEL TO SUPPLY AND DELIVERY OF REFUSE BAGS	WASTE SERVICES	IT IS BASED ON THE APPROVED RATE OF R2 009,60 INCLUDING TRANSPORT	322 000,00	R -	0	19/06/2023	18/06/2026	36	CURRENT	0	R -	0
445	8/7/2/18/4942	PW85-8033/22/23	0	SERVICE LEVEL AGREEMENT	SHEMUNJUTU AND SON'S (PTY) LTD	MAAA0688728	PRIVATE SECTOR INSTITUTE	PUBLIC WORKS AND BASIC SERVICES	PANEL TO SUPPLY AND DELIVERY OF REFUSE BAGS	WASTE SERVICES	IT IS BASED ON THE APPROVED RATE OF R309,15 INCLUDING TRANSPORT	287 845,00	R -	0	19/06/2023	18/06/2026	36	CURRENT	0	R -	0
447	8/7/2/18/4946	CORP-8059/22/23	0	SERVICE LEVEL AGREEMENT	NTSHENGULA TRADING ENTERPRISE	MAAA0833453	PRIVATE SECTOR INSTITUTE	CORPORATE SERVICES	PANEL TO SUPPLY AND DELIVERY OF STATIONERY	STATIONERY	IT IS BASED ON THE APPROVED RATES AS BIDD	-	R -	0	01/07/2023	30/06/2026	36	CURRENT	0	R -	0
448	8/7/2/18/4945	CORP-8059/22/23	0	SERVICE LEVEL AGREEMENT	AMANCWABANE TRADING ENTERPRISE	MAAA0135469	PRIVATE SECTOR INSTITUTE	CORPORATE SERVICES	PANEL TO SUPPLY AND DELIVERY OF STATIONERY	STATIONERY	IT IS BASED ON THE APPROVED RATES AS BIDD	-	R -	0	01/07/2023	30/06/2026	36	CURRENT	0	R -	0
449	8/7/2/18/4946	CORP-8059/22/23	0	SERVICE LEVEL AGREEMENT	ONKAMALANGA TRADING	MAAA0340166	PRIVATE SECTOR INSTITUTE	CORPORATE SERVICES	PANEL TO SUPPLY AND DELIVERY OF STATIONERY	STATIONERY	IT IS BASED ON THE APPROVED RATES AS BIDD	421 670,00	R -	0	01/07/2023	30/06/2026	36	CURRENT	0	R -	0
450	8/7/2/18/4947	CORP-8059/22/23	0	SERVICE LEVEL AGREEMENT	MATHUTHA TRADING ENTERPRISE (PTY) LTD	MAAA0427485	PRIVATE SECTOR INSTITUTE	CORPORATE SERVICES	PANEL TO SUPPLY AND DELIVERY OF STATIONERY	STATIONERY	IT IS BASED ON THE APPROVED RATES AS BIDD	1 097 365,15	R -	0	01/07/2023	30/06/2026	36	CURRENT	0	R -	0
451	8/7/2/18/4948	CORP-8060/22/23	0	SERVICE LEVEL AGREEMENT	CLEAN SPOT SOLUTIONS	MAAA0208979	PRIVATE SECTOR INSTITUTE	CORPORATE SERVICES	PANEL TO SUPPLY AND DELIVERY OF CLEANING MATERIAL	CLEANING SERVICES	IT IS BASED ON THE APPROVED RATES AS BIDD	107 355,69	R -	0	01/07/2023	30/06/2026	36	CURRENT	0	R -	0

	CONTRACT NUMBER	BID/ QUOTATION NUMBER	ORDER NO.	CONTRACT TYPE	APPOINTED BIDDER	CENTRAL SUPPLIER DATABASE REGISTRATION NO.	PARTY TYPE	MUNICIPALITY VOTE/DEPARTMENT	DESCRIPTION OF GOODS/SERVICES/PROJECTS	CATEGORY	CONTRACT VALUE AS PER CONTRACT	CONTRACT AMOUNT PAID	BALANCE OF CONTRACT VALUE	PERCENTAGE ESCALATION	CONTRACT START DATE	CONTRACT END DATE	CONTRACT DURATION IN MONTHS	CONTRACT STATUS	CONTRACT EXTENSION PERIOD IN MONTHS	CONTRACT EXTENSION VALUE	COMMENTS
433	8/7/24/438	CORP 8060/22/23	0	SERVICE LEVEL AGREEMENT	NTSHENGULA TRADING ENTERPRISE	MAAA0083453	PRIVATE SECTOR INSTITUTE	CORPORATE SERVICES	PANEL TO SUPPLY AND DELIVERY OF CLEANING MATERIAL	CLEANING SERVICES	IT IS BASED ON THE APPROVED RATES AS BIDD	-	R -	0	01/07/2023	30/06/2026	36	CURRENT	0	R -	0
432	8/7/24/430	CORP 8060/22/23	0	SERVICE LEVEL AGREEMENT	SHEMUNTU AND SON'S (PTY) LTD	MAAA0089728	PRIVATE SECTOR INSTITUTE	CORPORATE SERVICES	PANEL TO SUPPLY AND DELIVERY OF CLEANING MATERIAL	CLEANING SERVICES	IT IS BASED ON THE APPROVED RATES AS BIDD	137 578,64	R -	0	01/07/2023	30/06/2026	36	CURRENT	0	R -	0
434	8/7/24/431	CORP 8060/22/23	0	SERVICE LEVEL AGREEMENT	MATHUTHA TRADING ENTERPRISE (PTY) LTD	MAAA0427485	PRIVATE SECTOR INSTITUTE	CORPORATE SERVICES	PANEL TO SUPPLY AND DELIVERY OF CLEANING MATERIAL	CLEANING SERVICES	IT IS BASED ON THE APPROVED RATES AS BIDD	732 239,91	R -	0	01/07/2023	30/06/2026	36	CURRENT	0	R -	0
435	8/7/24/433	COMM 8043/22/23	0	SERVICE LEVEL AGREEMENT	TYCDON HOLDINGS TOWING AND RECOVERY	MAAA1284230	PRIVATE SECTOR INSTITUTE	COMMUNITY SERVICES	PANEL OF TOWING SERVICES	TRANSPORTATION	IT IS BASED ON THE APPROVED RATE OF R4000 FOR BELLED PERSONNEL AND 11000 TRUCK HIRE	-	R -	0	01/07/2023	30/06/2026	36	CURRENT	0	R -	0
436	8/7/24/433	MM 8054/21/22	0	SERVICE LEVEL AGREEMENT	SAMBA SOLUTIONS	MAAA0069723	PRIVATE SECTOR INSTITUTE	OFFICE OF THE MUNICIPAL MANAGER	PANEL OF FIVE INTERNAL AUDIT (IA) SERVICES PROVIDERS	PROFESSIONAL SERVICES	IT IS BASED ON THE APPROVED DPSA RATES	398 820,00	R -	0	14/07/2023	14/07/2026	36	CURRENT	0	R -	0
437	8/7/24/434	MM 8054/21/22	0	SERVICE LEVEL AGREEMENT	MINTAMBO FINANCIAL CONSULTING	MAAA0040467	PRIVATE SECTOR INSTITUTE	OFFICE OF THE MUNICIPAL MANAGER	PANEL OF FIVE INTERNAL AUDIT (IA) SERVICES PROVIDERS	PROFESSIONAL SERVICES	IT IS BASED ON THE APPROVED DPSA RATES	273 940,00	R -	0	14/07/2023	14/07/2026	36	CURRENT	0	R -	0
438	8/7/24/435	MM 8054/21/22	0	SERVICE LEVEL AGREEMENT	NGUBANE AND CO PARTNERS	MAAA0213255	PRIVATE SECTOR INSTITUTE	OFFICE OF THE MUNICIPAL MANAGER	PANEL OF FIVE INTERNAL AUDIT (IA) SERVICES PROVIDERS	PROFESSIONAL SERVICES	IT IS BASED ON THE APPROVED DPSA RATES	-	R -	0	14/07/2023	14/07/2026	36	CURRENT	0	R -	0
463	8/7/24/430	CORP 8058/22/23	0	SERVICE LEVEL AGREEMENT	NATED SYSTEM (PTY) LTD	MAAA0970414	PRIVATE SECTOR INSTITUTE	CORPORATE SERVICES	SUPPLY, INSTALLATION AND CONFIGURATION OF ELECTRONIC DOCUMENTS AND RECORDS MANAGEMENT SYSTEM (EDRMS)	IT SERVICES	R 980 260,00	825 010,00	R 155 250,00	0	18/08/2023	17/08/2026	36	CURRENT	0	R -	0
464	8/7/24/461	CORP 8087/23/24	0	SERVICE LEVEL AGREEMENT	BLUECLOUD IT SOLUTIONS	MAAA0082757	PRIVATE SECTOR INSTITUTE	CORPORATE SERVICES	SUPPLY AND DELIVERY OF ADOBE ACRIDENT BE PRO VOLUME LICENCE	IT SERVICES	R 1 143 527,88	790 940,26	R 352 587,72	0	25/08/2023	25/08/2026	36	CURRENT	0	R -	0
470	8/7/24/467	PWB5 8057/22/23	0	SERVICE LEVEL AGREEMENT	ENVIROSERVE WASTE MANAGEMENT (PTY) LTD	MAAA0083474	PRIVATE SECTOR INSTITUTE	PUBLIC WORKS AND BASIC SERVICES	REMOVAL OF WASTE FROM HIMMELVILLE TRANSFER STATION	WASTE SERVICES	IT IS BASE ON THE APPROVED RATE OF R37 554,62 FOR RENTAL AND TRANSPORTATION	5 160 174,84	R -	0	16/10/2023	16/10/2026	36	CURRENT	0	R -	0
471	8/7/24/468	PWB5 8056/22/23	0	SERVICE LEVEL AGREEMENT	AQUA TRANSPORT & PLANT HIRE	MAAA0004092	PRIVATE SECTOR INSTITUTE	PUBLIC WORKS AND BASIC SERVICES	PANEL OF 3 SERVICE PROVIDERS TO PROVIDE HONEY SUCKING AND HIGH WATER PRESSURE JETTING SERVICES	WASTE SERVICES	IT IS BASED ON THE APPROVED REATE OF R22 300 FOR HONEY SUCKING AND JETTING CLEANING H480	R -	R -	0	17/10/2023	17/10/2026	36	CURRENT	0	R -	0
472	8/7/24/469	PWB5 8056/22/23	0	SERVICE LEVEL AGREEMENT	SHEMUNTU AND SONS	MAAA0089738	PRIVATE SECTOR INSTITUTE	PUBLIC WORKS AND BASIC SERVICES	PANEL OF 3 SERVICE PROVIDERS TO PROVIDE HONEY SUCKING AND HIGH WATER PRESSURE JETTING SERVICES	WASTE SERVICES	IT IS BASED ON THE APPROVED REATE OF R11 879,50 FOR HONEY SUCKING AND JETTING CLEANING	1 182 855,50	R -	0	17/10/2023	17/10/2026	36	CURRENT	0	R -	0
473	8/7/24/430	PWB5 8056/22/23	0	SERVICE LEVEL AGREEMENT	EXENE INVESTMENT'S CC	MAAA0012316	PRIVATE SECTOR INSTITUTE	PUBLIC WORKS AND BASIC SERVICES	PANEL OF 3 SERVICE PROVIDERS TO PROVIDE HONEY SUCKING AND HIGH WATER PRESSURE JETTING SERVICES	WASTE SERVICES	IT IS BASED ON THE APPROVED REATE OF R34 629 FOR HONEY SUCKING AND JETTING CLEANING	R -	R -	0	17/10/2023	17/10/2026	36	CURRENT	0	R -	0
484	8/7/24/481	CORP 8062/22/23	0	SERVICE LEVEL AGREEMENT	MHLONGO TRANSCON SECURITY SERVICES PTY LTD	MAAA1008328	PRIVATE SECTOR INSTITUTE	CORPORATE SERVICES	PROVISION OF SECURITY SERVICES AND VIP PROTECTION FOR A PERIOD OF 36 MONTHS	SECURITY SERVICES	R 62 603 590,03	44 277 253,97	R 18 326 336,06	0,0721	03/01/2024	03/01/2027	36	CURRENT	0	R 5 217 325,03	Variation Order of R1 449 000 was made for VIP Protection for Council M Dlamini , There's another variation order of 3768325,03 for Chief whip and semi-auto Rifle
485	8/7/24/482	COMM 8021/23/24	0	SERVICE LEVEL AGREEMENT	LANREC (PTY) LTD	MAAA0060819	PRIVATE SECTOR INSTITUTE	COMMUNITY SERVICES	PANEL OF SERVICE PROVIDERS FOR CONSTRUCTION OF OSS HOUSES	CONSTRUCTION	IT IS BASED ON THE APPROVED RATE OF R211 500,00	-	R -	3,00	22/01/2024	22/01/2027	36	CURRENT	0	R -	0
486	8/7/24/481	COMM 8021/23/24	0	SERVICE LEVEL AGREEMENT	ZWENZEWE CONSTRUCTION AND PROJECTS	MAAA0136756	PRIVATE SECTOR INSTITUTE	COMMUNITY SERVICES	PANEL OF SERVICE PROVIDERS FOR CONSTRUCTION OF OSS HOUSES	CONSTRUCTION	IT IS BASED ON THE APPROVED RATE OF R148 360,00	-	R -	0,4% AND 4,5%	22/01/2024	22/01/2027	36	CURRENT	0	R -	0
487	8/7/24/484	COMM 8021/23/24	0	SERVICE LEVEL AGREEMENT	AMAZINI AHILOBLE TRADING 73	MAAA0123452	PRIVATE SECTOR INSTITUTE	COMMUNITY SERVICES	PANEL OF SERVICE PROVIDERS FOR CONSTRUCTION OF OSS HOUSES	CONSTRUCTION	IT IS BASED ON THE APPROVED RATE OF R357 400,00	-	R -	3,3% AND 3%	22/01/2024	22/01/2027	36	CURRENT	0	R -	0
488	8/7/24/485	COMM 8021/23/24	0	SERVICE LEVEL AGREEMENT	SABUTI TRADING AND PROJECT (PTY) LTD	MAAA1214342	PRIVATE SECTOR INSTITUTE	COMMUNITY SERVICES	PANEL OF SERVICE PROVIDERS FOR CONSTRUCTION OF OSS HOUSES	CONSTRUCTION	IT IS BASED ON THE APPROVED RATE OF R158 000,00	380 875,00	R -	0,06	22/01/2024	22/01/2027	36	CURRENT	0	R -	0
489	8/7/24/486	COMM 8021/23/24	0	SERVICE LEVEL AGREEMENT	MHLABANE TRADING (PTY) LTD	MAAA1130584	PRIVATE SECTOR INSTITUTE	COMMUNITY SERVICES	PANEL OF SERVICE PROVIDERS FOR CONSTRUCTION OF OSS HOUSES	CONSTRUCTION	IT IS BASED ON THE APPROVED RATE OF R200 000,00	-	R -	5% AND 6%	22/01/2024	22/01/2027	36	CURRENT	0	R -	0
490	8/7/24/487	COMM 8021/23/24	0	SERVICE LEVEL AGREEMENT	MAZITHULELE 95 CONSTRUCTION	MAAA1032340	PRIVATE SECTOR INSTITUTE	COMMUNITY SERVICES	PANEL OF SERVICE PROVIDERS FOR CONSTRUCTION OF OSS HOUSES	CONSTRUCTION	IT IS BASED ON THE APPROVED RATE OF R164 954,74	-	R -	6,7% AND 7,3%	22/01/2024	22/01/2027	36	CURRENT	0	R -	0
491	8/7/24/488	COMM 8021/23/24	0	SERVICE LEVEL AGREEMENT	NDU 8 TRADING ENTERPRISE	MAAA1296525	PRIVATE SECTOR INSTITUTE	COMMUNITY SERVICES	PANEL OF SERVICE PROVIDERS FOR CONSTRUCTION OF OSS HOUSES	CONSTRUCTION	IT IS BASED ON THE APPROVED RATE OF R192 280,00	363 649,02	R -	0,1	22/01/2024	22/01/2027	36	CURRENT	0	R -	0
492	8/7/24/489	COMM 8021/23/24	0	SERVICE LEVEL AGREEMENT	BULHEBEZWE TRADING (PTY) LTD	MAAA0121843	PRIVATE SECTOR INSTITUTE	COMMUNITY SERVICES	PANEL OF SERVICE PROVIDERS FOR CONSTRUCTION OF OSS HOUSES	CONSTRUCTION	IT IS BASED ON THE APPROVED RATE OF R173 950,00	-	R -	0,079	22/01/2024	22/01/2027	36	CURRENT	0	R -	0
493	8/7/24/490	COMM 8021/23/24	0	SERVICE LEVEL AGREEMENT	TYCDON HOLDINGS TOWING AND RECOVERY	MAAA1284230	PRIVATE SECTOR INSTITUTE	COMMUNITY SERVICES	PANEL OF SERVICE PROVIDERS FOR CONSTRUCTION OF OSS HOUSES	CONSTRUCTION	IT IS BASED ON THE APPROVED RATE OF R160 000,00	-	R -	5% AND 7,8%	22/01/2024	22/01/2027	36	CURRENT	0	R -	0
494	8/7/24/491	COMM 8021/23/24	0	SERVICE LEVEL AGREEMENT	KELONATHI PTY LTD	MAAA1263046	PRIVATE SECTOR INSTITUTE	COMMUNITY SERVICES	PANEL OF SERVICE PROVIDERS FOR CONSTRUCTION OF OSS HOUSES	CONSTRUCTION	IT IS BASED ON THE APPROVED RATE OF R223 500,00	-	R -	0,06	22/01/2024	22/01/2027	36	CURRENT	0	R -	0
495	8/7/24/492	COMM 8021/23/24	0	SERVICE LEVEL AGREEMENT	MATHUTHA TRADING ENTERPRISE (PTY) LTD	MAAA0427485	PRIVATE SECTOR INSTITUTE	COMMUNITY SERVICES	PANEL OF SERVICE PROVIDERS FOR CONSTRUCTION OF OSS HOUSES	CONSTRUCTION	IT IS BASED ON THE APPROVED RATE OF R167 206,50	571 518,10	R -	3,50% AND 4,5%	22/01/2024	22/01/2027	36	CURRENT	0	R -	0
496	8/7/24/493	COMM 8021/23/24	0	SERVICE LEVEL AGREEMENT	KEMBAL TRADING (PTY) LTD	MAAA0394311	PRIVATE SECTOR INSTITUTE	COMMUNITY SERVICES	PANEL OF SERVICE PROVIDERS FOR CONSTRUCTION OF OSS HOUSES	CONSTRUCTION	IT IS BASED ON THE APPROVED RATE OF R330 130,00	-	R -	0,079	22/01/2024	22/01/2027	36	CURRENT	0	R -	0
497	8/7/24/494	COMM 8021/23/24	0	SERVICE LEVEL AGREEMENT	FAMO 2016	MAAA0415044	PRIVATE SECTOR INSTITUTE	COMMUNITY SERVICES	PANEL OF SERVICE PROVIDERS FOR CONSTRUCTION OF OSS HOUSES	CONSTRUCTION	IT IS BASED ON THE APPROVED RATE OF R173 434,00	-	R -	0	22/01/2024	22/01/2027	36	CURRENT	0	R -	0
506	8/7/24/503	CORP 8040/23/24	0	SERVICE LEVEL AGREEMENT	MANITK IT SOLUTION (PTY) LTD	MAAA0146608	PRIVATE SECTOR INSTITUTE	CORPORATE SERVICES	SUPPLY, IMPLEMENT, CONFIGURE AND SUPPORT ICT SERVICES MANAGEMENT/ HELPDESK SYSTEM	OTHER	R 624 023,35	R 519 736,75	R 304 286,60	0	01/04/2024	31/03/2027	36	CURRENT	0	0	Variation order of R56 810 has been made due to additional Work.
507	8/7/24/504	CORP 8039/23/24	0	SERVICE LEVEL AGREEMENT	MANITK I SOLUTION (PTY) LTD	MAAA0146608	PRIVATE SECTOR INSTITUTE	CORPORATE SERVICES	PROVISION OF ICT OFF-SITE BACKUP AND DISASTER RECOVERY SERVICES (BUSINESS CONTINUITY) (AND SUPPORT)	OTHER	R 1 837 252,08	R 1 184 429,28	R 652 822,80	0	01/04/2024	31/03/2027	36	CURRENT	0	0	0
508	8/7/24/505	PWB5 8038/23/24	0	SERVICE LEVEL AGREEMENT	TUNJUNU J TRADING	MAAA0629398	PRIVATE SECTOR INSTITUTE	PUBLIC WORKS AND BASIC SERVICES	MAINTENANCE AND NEW INSTALLATION OF AIR CONDITIONERS	OTHER	IT IS BASED ON THE APPROVED RATE OF R857,00 INCLUDING ALL ITEMS	R 1 999 412,36	R -	-	0 11/04/2024	11/04/2027	36	CURRENT	0	0	0
512	8/7/24/508	CORP 8048/23/24	0	SERVICE LEVEL AGREEMENT	SCOMBZI HOLDINGS	MAAA0604708	PRIVATE SECTOR INSTITUTE	CORPORATE SERVICES	PROVISION OF ADVERTISING SERVICES	ADVERTISING	IT IS BASED ON THE APPROVED RATE OF R7 615,13 INCLUDING ALL DIFFERENT ADVERTS	899 975,79	-	0,1	01/07/2024	30/06/2027	36	CURRENT	0	0	0
513	8/7/24/510	CORP 8047/23/24	0	SERVICE LEVEL AGREEMENT	ONKAMALANGA TRADING	MAAA0340166	PRIVATE SECTOR INSTITUTE	CORPORATE SERVICES	SUPPLY AND DELIVERY OF PRINTER CARTRIDGES	OTHER	IT IS BASED ON THE APPROVED RATE OF R50 000 PER KIT	-	-	0	01/07/2024	30/06/2027	36	CURRENT	0	0	0
516	8/7/24/511	COMM 8036/23/24	0	SERVICE LEVEL AGREEMENT	NDLEZINHLE TRADING	MAAA1318517	PRIVATE SECTOR INSTITUTE	COMMUNITY SERVICES	SUPPLY AND DELIVERY OF SCIENCE KITS	OTHER	IT IS BASED ON THE APPROVED RATE OF R50 000 PER KIT	550 000,00	R -	0	03/06/2024	01/06/2027	36	CURRENT	0	0	0
519	8/7/24/516	CORP 8052/23/24	0	SERVICE LEVEL AGREEMENT	SABUTI TRADING AND PROJECT (PTY) LTD	MAAA1214342	PRIVATE SECTOR INSTITUTE	CORPORATE SERVICES	PROVISION OF NATIONAL ROAD TRAFFIC A	OTHER	R 6 000,00	R 4 000,00	R 2 000,00	0	01/07/2024	30/06/2027	36	CURRENT	0	0	0
525	8/7/24/522	CORP 8054/23/24	0	SERVICE LEVEL AGREEMENT	AUSMORT TECHNOLOGY PTY LTD	MAAA0064545	PRIVATE SECTOR INSTITUTES	CORPORATE SERVICES	SUPPLY, DELIVERY, INSTALLATION AND CONFIGURATION FOR 320 USERS IN MICROSOFT 365 VOLUME LICENCE FOR A PERIOD OF 3 YEARS	IT SERVICES	R 867 943,76	867 943,76	-	-	0 16/09/2024	15/09/2027	36	CURRENT	0	0	0
528	8/7/24/523	BITO 8046/23/24	0	SERVICE LEVEL AGREEMENT	CLARESULT 77 PTY LTD	MAAA0556427	PRIVATE SECTOR INSTITUTES	BUDGET AND TREASURY OFFICE	VERIFICATION OF INDEGENT LISTING 2300 FOR A PERIOD OF 3 YEARS	OTHER	IT IS BASED ON APPROVED RAT	124 545,00	-	-	0 02/09/2024	02/09/2027	36	CURRENT	0	0	0
530	8/7/24/525	MM 8051/23/24	0	SERVICE LEVEL AGREEMENT	YAYOH TRADING	MAAA0089887	PRIVATE SECTOR INSTITUTE	EXECUTIVE COUNCIL	PANEL OF SERVICE PROVIDERS TO PROVIDE SERVICES OF MEDIA CO-ORDINATION AND PRINTING OF THE MUNICIPAL NEWSLETTER FOR 3 YEARS	OTHER	IT IS BASED ON APPROVED RAT	1 513 860,00	-	-	0 28/10/2024	28/10/2027	36	CURRENT	0	0	0
532	8/7/24/526	COMM 8050/21/24	0	SERVICE LEVEL AGREEMENT	NDLEZINHLE TRADING	MAAA1318517	PRIVATE SECTOR INSTITUTE	COMMUNITY SERVICES	SUPPLY AND DELIVERY OF ANIMAL FEEDING FEED AND MEDICATION	OTHER	IT IS BASED ON ANA APPROVED RATE	-	-	-	11/11/2024	10/11/2027	36	CURRENT	0	0	0
534	8/7/24/529	BITO 8027/24/25	0	SERVICE LEVEL AGREEMENT	SL DEBT RECOVERY SA PTY LTD	MAAA0086165	PRIVATE SECTOR INSTITUTE	BUDGET AND TREASURY OFFICE	PANEL OF DEBT COLLECTION SERVICES FOR THE PERIOD OF 3 YEARS	OTHER	IT IS BASED ON A APPROVED RATES OF 12%	88 227,79	-	-	0 01/02/2025	31/01/2028	36	CURRENT	0	0	0
539	8/7/24/530	BITO 8027/24/25	0	SERVICE LEVEL AGREEMENT	MARBH TRADING AND PROJECTS PTY LTD	MAAA1128645	PRIVATE SECTOR INSTITUTE	BUDGET AND TREASURY OFFICE	PANEL OF DEBT COLLECTION SERVICES FOR THE PERIOD OF 3 YEARS	OTHER	IT IS BASED ON A APPROVED RATES OF 12%	34 117,06	-	-	0 01/02/2025	31/01/2028	36	CURRENT	0	0	0
539	8/7/24/534	PWB5 8014/24/25	0	SERVICE LEVEL AGREEMENT	SHARDESH SEWAL AND ASSOCIATES CC	MAAA0391744	PRIVATE SECTOR INSTITUTE	PUBLIC WORKS AND BASIC SERVICES	PANEL OF PROJECT MANAGEMENT OF CAPITAL PROJECTS	OTHER	IT IS BASED ON A ECA GAZETTED RATES	-	-	-	0 28/02/2025	28/02/2028	36	CURRENT	0	0	0
540	8/7/24/535	PWB5 8014/24/25	0	SERVICE LEVEL AGREEMENT	BMK GROUP PTY LTD	MAAA0158358	PRIVATE SECTOR INSTITUTE	PUBLIC WORKS AND BASIC SERVICES	PANEL OF PROJECT MANAGEMENT OF CAPITAL PROJECTS	OTHER	IT IS BASED ON A ECA GAZETTED RATES	-	-	-	0 28/02/2025	28/02/2028	36	CURRENT	0	0	0
541	8/7/24/536	PWB5 8014/24/25	0	SERVICE LEVEL AGREEMENT	DLAMINOLUHU CONSULTING ENGINEERS & PROJECT MANAGERS	MAAA0166700	PRIVATE SECTOR INSTITUTE	PUBLIC WORKS AND BASIC SERVICES	PANEL OF PROJECT MANAGEMENT OF CAPITAL PROJECTS	OTHER	IT IS BASED ON A ECA GAZETTED RATES	-	-	-	0 28/02/2025	28/02/2028	36	CURRENT	0	0	0
542	8/7/24/537	PWB5 8014/24/25	0	SERVICE LEVEL AGREEMENT	TPA CONSULTING CC	MAAA0304105	PRIVATE SECTOR INSTITUTE	PUBLIC WORKS AND BASIC SERVICES	PANEL OF PROJECT MANAGEMENT OF CAPITAL PROJECTS	OTHER	IT IS BASED ON A ECA GAZETTED RATES	-	-	-	0 28/02/2025	28/02/2028	36	CURRENT	0	0	0
547	8/7/24/540	CORP 8007/24/25	0	SERVICE LEVEL AGREEMENT	MATHUTHA TRADING	MAAA0427485	PRIVATE SECTOR INSTITUTE	CORPORATE SERVICES	PANEL OF SERVICE PROVIDERS TO PROVIDE FIRE FIGHTING EXTINGUISHERS WITH MAINTANANCE FOR A PERIOD OF 3 YEARS	OTHER	IT IS BASED ON RATE PER PRICING SCHEDULE	-	-	-	0 24/02/2025	24/02/2028	36	CURRENT	0	0	0
548	8/7/24/541	CORP 8007/24/25	0	SERVICE LEVEL AGREEMENT	ONKAMALANGA TRADING	MAAA0340166	PRIVATE SECTOR INSTITUTE	CORPORATE SERVICES	PANEL OF SERVICE PROVIDERS TO PROVIDE FIRE FIGHTING EXTINGUISHERS WITH MAINTANANCE FOR A PERIOD OF 3 YEARS	OTHER	IT IS BASED ON RATE PER PRICING SCHEDULE	-	-	-	0 24/02/2025	24/02/2028	36	CURRENT	0	0	0
549	8/7/24/542	CORP 8007/24/25	0	SERVICE LEVEL AGREEMENT	LANREC (PTY) LTD	MAAA0060819	PRIVATE SECTOR INSTITUTE	CORPORATE SERVICES	PANEL OF SERVICE PROVIDERS TO PROVIDE FIRE FIGHTING EXTINGUISHERS WITH MAINTANANCE FOR A PERIOD OF 3 YEARS	OTHER	IT IS BASED ON RATE PER PRICING SCHEDULE	-	-	-	0 24/02/2025	24/02/2028	36	CURRENT	0	0	0
550	8/7/24/543	PWB5 8012/24/25	0	SERVICE LEVEL AGREEMENT	KUHELEMBISO ENGINEERS PTY LTD	MAAA0645319	PRIVATE SECTOR INSTITUTE	PUBLIC WORKS AND BASIC SERVICES	PANEL OF SERVICE PROVIDERS FOR MAINTENANCE AND NEW INSTALLATION OF MUNICIPAL BUILDING ELECTRICAL WORKS FOR A PERIOD OF 3 YEARS	OTHER	IT IS BASED ON RATE PER PRICING SCHEDULE	288 963,13	-	-	0 28/02/2025	28/02/2028	36	CURRENT	0	0	0
552	8/7/24/545	OTPS 8021/24/25		SERVICE LEVEL AGREEMENT	ACCRA GROUP	MAAA0114162	PRIVATE SECTOR INSTITUTE	TOWN PLANNING SERVICES	PANEL OF TOWN PLANNING CONSULTANTS TO PROVIDE TOWN PLANNING SERVICES TO THE DR NKOZASANA CLANNIN ZUMA LOCAL MUNICIPALITY	OTHER	IT IS BASED ON RATE PER PRICING SCHEDULE	-	-	-	0 26/02/2025	24/02/2028	36	CURRENT	0	0	0
553	8/7/24/546	OTPS 8021/24/25		SERVICE LEVEL AGREEMENT	ML INDUSTRIES	MAAA1283824	PRIVATE SECTOR INSTITUTE	TOWN PLANNING SERVICES	PANEL OF TOWN PLANNING CONSULTANTS TO PROVIDE TOWN PLANNING SERVICES TO THE DR NKOZASANA CLANNIN ZUMA LOCAL MUNICIPALITY												

	CONTRACT NUMBER	BID/ QUOTATION NUMBER	ORDER NO.	CONTRACT TYPE	APPOINTED BIDDER	CENTRAL SUPPLIER DATABASE REGISTRATION NO.	PARTY TYPE	MUNICIPALITY (VOTE/DEPARTMENT)	DESCRIPTION OF GOODS/SERVICES/PROJECTS	CATEGORY	CONTRACT VALUE AS PER CONTRACT	CONTRACT AMOUNT PAID	BALANCE OF CONTRACT VALUE	PERCENTAGE ESCALATION	CONTRACT START DATE	CONTRACT END DATE	CONTRACT DURATION IN MONTHS	CONTRACT STATUS	CONTRACT EXTENSION PERIOD IN MONTHS	CONTRACT EXTENSION VALUE	COMMENTS
559	8/1/4/4/51	COMM-B040/24/25		SERVICE LEVEL AGREEMENT	UNESU TRADING ENTERPRISE PTY LTD	MAAA0146037	PRIVATE SECTOR INSTITUTE	COMMUNITY AND SAFETY SERVICES	PANEL FOR SUPPLY AND DELIVERY OF DISASTER RELIEF FOR A PERIOD OF 3 YEARS		IT IS BASED ON RATE PER PRICING SCHEDULE	-	-		07/05/2025	06/05/2028	36	CURRENT			
560	8/1/4/4/52	COMM-B040/24/25		SERVICE LEVEL AGREEMENT	SAWUTI TRADING AND PROJECT (PTY) LTD	MAAA1274342	PRIVATE SECTOR INSTITUTE	COMMUNITY AND SAFETY SERVICES	PANEL FOR SUPPLY AND DELIVERY OF DISASTER RELIEF FOR A PERIOD OF 3 YEARS		IT IS BASED ON RATE PER PRICING SCHEDULE	-	-		07/05/2025	06/05/2028	36	CURRENT			
561	8/1/4/4/53	COMM-B040/24/25		SERVICE LEVEL AGREEMENT	MATHUTHA TRADING	MAAA0427485	PRIVATE SECTOR INSTITUTE	COMMUNITY AND SAFETY SERVICES	PANEL FOR SUPPLY AND DELIVERY OF DISASTER RELIEF FOR A PERIOD OF 3 YEARS		IT IS BASED ON RATE PER PRICING SCHEDULE	57 500,00	-		07/05/2025	06/05/2028	36	CURRENT			
562	8/1/4/4/54	COMM-B040/24/25		SERVICE LEVEL AGREEMENT	ANAPHEMBA TRADING	MAAA1203939	PRIVATE SECTOR INSTITUTE	COMMUNITY AND SAFETY SERVICES	PANEL FOR SUPPLY AND DELIVERY OF DISASTER RELIEF FOR A PERIOD OF 3 YEARS		IT IS BASED ON RATE PER PRICING SCHEDULE	-	-		07/05/2025	06/05/2028	36	CURRENT			
563	8/1/4/4/55	COMM-B040/24/25		SERVICE LEVEL AGREEMENT	THE ZEEN BREEZE PTY LTD	MAAA1561336	PRIVATE SECTOR INSTITUTE	COMMUNITY AND SAFETY SERVICES	PANEL FOR SUPPLY AND DELIVERY OF DISASTER RELIEF FOR A PERIOD OF 3 YEARS		IT IS BASED ON RATE PER PRICING SCHEDULE	-	-		07/05/2025	06/05/2028	36	CURRENT			
564	8/1/4/4/56	COMM-B040/24/25		SERVICE LEVEL AGREEMENT	NDU B TRADING ENTERPRISE	MAAA417936	PRIVATE SECTOR INSTITUTE	COMMUNITY AND SAFETY SERVICES	OPERATE AND CONDUCT ROUTINE MAINTENANCE ON THE STEAM TRAIN		IT IS BASED ON RATE PER PRICING SCHEDULE	-	-		07/05/2025	06/05/2028	36	CURRENT			
580	8/1/4/4/71	CORP-B041/24/25		SERVICE LEVEL AGREEMENT	MAINT IT SOLUTIONS	MAAA0146608	PRIVATE SECTOR INSTITUTE	CORPORATE SERVICES	PROVISION OF HOSTING EMAILS, WEBSITE, SECURITY AND TECHNICAL SUPPORT FOR A PERIOD OF 3 YEARS		IT IS BASED ON RATE PER PRICING SCHEDULE	109 020,00	-		01/09/2025	30/06/2028	36	CURRENT			0
581	8/1/4/4/74	CORP-B051/24/25		SERVICE LEVEL AGREEMENT	KC AND SC SON TRADING ENTERPRISE	MAAA0263210	PRIVATE SECTOR INSTITUTE	CORPORATE SERVICES	PANEL OF SERVICE PROVIDERS TO SUPPLY AND DELIVER LAPTOPS, DESKTOPS AND OTHER ICT ACCESSORIES INCLUDING REPAIRS AND MAINTENANCE FOR A PERIOD OF 3 YEARS		IT IS BASED ON RATE PER PRICING SCHEDULE	-	-		01/07/2025	30/06/2028	36	CURRENT			
582	8/1/4/4/75	CORP-B051/24/25		SERVICE LEVEL AGREEMENT	NIAJA (PTY) LTD	MAAA0677139	PRIVATE SECTOR INSTITUTE	CORPORATE SERVICES	PANEL OF SERVICE PROVIDERS TO SUPPLY AND DELIVER LAPTOPS, DESKTOPS AND OTHER ICT ACCESSORIES INCLUDING REPAIRS AND MAINTENANCE FOR A PERIOD OF 3 YEARS		IT IS BASED ON RATE PER PRICING SCHEDULE	-	-		01/07/2025	30/06/2028	36	CURRENT			
583	8/1/4/4/76	CORP-B051/24/25		SERVICE LEVEL AGREEMENT	AUMSOFT TECHNOLOGY PTY LTD	MAAA0064545	PRIVATE SECTOR INSTITUTE	CORPORATE SERVICES	PANEL OF SERVICE PROVIDERS TO SUPPLY AND DELIVER LAPTOPS, DESKTOPS AND OTHER ICT ACCESSORIES INCLUDING REPAIRS AND MAINTENANCE FOR A PERIOD OF 3 YEARS		IT IS BASED ON RATE PER PRICING SCHEDULE	113 172,42	-		01/07/2025	30/06/2028	36	CURRENT			
584	8/1/4/4/77	PWBS-B049/24/25		SERVICE LEVEL AGREEMENT	NDULEZINKHE TRADING	MAAA1318517	PRIVATE SECTOR INSTITUTE	PUBLIC WORKS AND BASIC SERVICES	SUPPLY AND DELIVERY OF BUILDING AND ELECTRICAL MATERIAL TO DR NICOSAZANA DLAMINI ZUMA MUNICIPALITY FOR A PERIOD OF 12 MONTHS		IT IS BASED ON RATE PER PRICING SCHEDULE	92 675,00	-		11/06/2025	10/06/2026	12	CURRENT			
585	8/1/4/4/78	CORP-B028/24/25		SERVICE LEVEL AGREEMENT	MHLANGA INC ATTORNEYS	MAAA0315292	PRIVATE SECTOR INSTITUTE	CORPORATE SERVICES	PANEL OF ATTORNEYS FOR A PERIOD OF 36 MONTHS		IT IS BASED ON RATE PER PRICING SCHEDULE	6 440,00	-		28/07/2025	28/07/2028	36	CURRENT			
586	8/1/4/4/79	CORP-B045/24/25		SERVICE LEVEL AGREEMENT	APIEAS CONSULTING AGENCY	MAAA0894345	PRIVATE SECTOR INSTITUTE	CORPORATE SERVICES	SERVICE PROVIDER TO VERIFY QUALIFICATIONS AND CONDUCT BACKGROUND SCREENINGS FOR A PERIOD OF 3 YEARS		IT IS BASED ON RATE PER PRICING SCHEDULE	-	-		0	0	36	CURRENT			Waiting for inception meeting, Specification to be amended to add qualifications in verifications
589	8/1/4/4/81	PWBS-B012/24/25		SERVICE LEVEL AGREEMENT	KEMBAL TRADING (PTY) LTD	MAAA0394311	PRIVATE SECTOR INSTITUTE	PUBLIC WORKS AND BASIC SERVICES	PANEL OF SERVICE PROVIDERS FOR MAINTENANCE AND NEW INSTALLATION OF MUNICIPAL BUILDING ELECTRICAL WORKS FOR A PERIOD OF 3 YEARS		IT IS BASED ON RATE PER PRICING SCHEDULE	-	-		01/07/2025	30/06/2026	36	CURRENT			
590	8/1/4/4/81	PWBS-B012/24/25		SERVICE LEVEL AGREEMENT	DOUBLE OPTION INVESTMENTS (PTY) LTD	MAAA0008998	PRIVATE SECTOR INSTITUTE	PUBLIC WORKS AND BASIC SERVICES	PANEL OF SERVICE PROVIDERS FOR MAINTENANCE AND NEW INSTALLATION OF MUNICIPAL BUILDING ELECTRICAL WORKS FOR A PERIOD OF 3 YEARS		IT IS BASED ON RATE PER PRICING SCHEDULE	65 663,27	-		01/07/2025	30/06/2028	36	CURRENT			
591	8/1/4/4/84	PWBS-B012/24/25		SERVICE LEVEL AGREEMENT	KHOLWANI ELECTRICAL JV (ZWELONKE ELECTRICALS	MAAA0800427	PRIVATE SECTOR INSTITUTE	PUBLIC WORKS AND BASIC SERVICES	PANEL OF SERVICE PROVIDERS FOR MAINTENANCE AND NEW INSTALLATION OF MUNICIPAL BUILDING ELECTRICAL WORKS FOR A PERIOD OF 3 YEARS		IT IS BASED ON RATE PER PRICING SCHEDULE	-	-		01/07/2025	30/06/2028	36	CURRENT			
592	8/1/4/4/85	PWBS-B02/25/26		SERVICE LEVEL AGREEMENT	BS MAZONGOLO CONSTRUCTION CC	MAAA0127348	PRIVATE SECTOR INSTITUTE	PUBLIC WORKS AND BASIC SERVICES	CONSTRUCTION OF PHOSANE COMMUNITY HALL		5 926 240,38	1 582 365,18	4 343 875,20		25/07/2025	28/02/2026	6	CURRENT			
593	8/1/4/4/86	CORP-B043/23/24		SERVICE LEVEL AGREEMENT	REAL TRAVEL PTY LTD	MAAA1123586	PRIVATE SECTOR INSTITUTE	CORPORATE SERVICES	PANEL FOR PROVISION OF TRAVEL AGENT SERVICES FOR PERIOD OF 3 YEARS		IT IS BASED ON APPROVED RATES	181 773,82	-		28/08/2025	28/08/2028	36	CURRENT			
594	8/1/4/4/87	PWBS-B02/25/26		SERVICE LEVEL AGREEMENT	BS MAZONGOLO CONSTRUCTION CC	MAAA0127348	PRIVATE SECTOR INSTITUTE	PUBLIC WORKS AND BASIC SERVICES	CONSTRUCTION OF ENUPHOLENI CRECHE		4 928 187,00	1 878 902,20	3 049 284,80		27/08/2025	27/01/2026	5	CURRENT			
595	8/1/4/4/88	PWBS-B04/25/26		SERVICE LEVEL AGREEMENT	UKWAZI HOME DEVELOPMENTS PROJECTS	MAAA0324299	PRIVATE SECTOR INSTITUTE	PUBLIC WORKS AND BASIC SERVICES	CONSTRUCTION OF BULWER TOWN UPGRADE PHASE 2 / INFORMAL TRADING INFRASTRUCTURE		6 584 325,00	1 722 605,37	4 861 719,63		27/08/2025	31/03/2026	7	CURRENT			
596	8/1/4/4/89	PWBS-B01/25/26		SERVICE LEVEL AGREEMENT	MAIKI CONSTRUCTION & PLANT HIRE	MAAA0411357	PRIVATE SECTOR INSTITUTE	PUBLIC WORKS AND BASIC SERVICES	CONSTRUCTION OF GLINAMAZE COMMUNITY HALL		5 100 321,88	4 202 112,46	898 209,42		27/08/2025	27/02/2026	6	CURRENT			
597	8/1/4/4/90	CORP-B048/24/25		SERVICE LEVEL AGREEMENT	XYEC K29 (PTY) LTD	MAAA0166428	PRIVATE SECTOR INSTITUTE	CORPORATE SERVICES	SERVICE PROVIDER TO SUPPLY INSTALLATION & MAINTNANCE OF PRINTING / PHOTOCOPIING MACHINES FOR A PERIOD OF 3 YEARS		1 544 634,00	-	1 544 634,00		01/12/2025	30/11/2028	36	CURRENT			
598	8/1/4/4/91	COMM-B033/24/25		SERVICE LEVEL AGREEMENT	TRUVELO AFRICA ELECTRONICS DIVISION (PTY) LTD	MAAAAD087787	PRIVATE SECTOR INSTITUTE	COMMUNITY AND SAFETY SERVICES	CALIBRATION OF SPEED CAMERAS		IT IS BASED ON RATE PER PRICING SCHEDULE	-	-		20/10/2025	20/10/2028	36	CURRENT			
599	8/1/4/4/92	COMM-B006/25/26		SERVICE LEVEL AGREEMENT	TRUVELO AFRICA ELECTRONICS DIVISION (PTY) LTD	MAAAAD087787	PRIVATE SECTOR INSTITUTE	COMMUNITY AND SAFETY SERVICES	PROVISION OF SOFTWARE AND LICENCE FOR TRAFFIC CONTRAVENTION MANAGEMENT SYSTEM FOR A PERIOD OF 3 YEARS		172 500,00	-	-		20/10/2025	20/10/2028	36	CURRENT			
600	8/1/4/4/93	COMM-B042/24/25		SERVICE LEVEL AGREEMENT	OKWENDALO CONSTRUCTION JV NOMAFU SECURITY SERVICES	MAAA1207648	PRIVATE SECTOR INSTITUTE	COMMUNITY AND SAFETY SERVICES	CONDUCT SECURITY TRAINING FOR A PERIOD OF 3 YEARS		IT IS BASED ON THE APPROVED RATES PER PRICING SCHEDULE	-	-		06/11/2025	05/11/2028	36	CURRENT			
601	8/1/4/4/94	PWBS-B05/25/26		SERVICE LEVEL AGREEMENT	MAIKI CONSTRUCTION AND PLANT HIRE	MAAA0144357	PRIVATE SECTOR INSTITUTE	PUBLIC WORKS AND BASIC SERVICES	CONSTRUCTION OF JACKSON ROAD CAUSEWAY		7 212 443,93	-	7 212 443,93		23/10/2025	23/06/2026	8	CURRENT			
602	8/1/4/4/95	PWBS-B06/25/26		SERVICE LEVEL AGREEMENT	UKWAZI HOME DEVELOPMENT	MAAA0324299	PRIVATE SECTOR INSTITUTE	PUBLIC WORKS AND BASIC SERVICES	CONSTRUCTION OF NDLANGSA PEDESTRIAN BRIDGE		4 980 464,78	-	4 980 464,78		23/10/2025	23/05/2026	6	CURRENT			
602	8/1/4/4/96	PWBS-B022/24/25		SERVICE LEVEL AGREEMENT	SINOHYOKO CONSULTANTS PTY LTD	MAAA0219571	PRIVATE SECTOR INSTITUTE	PUBLIC WORKS AND BASIC SERVICES	PANEL FOR ENVIRONMENTAL SPECIALIST TO DEVELOP ENVIRONMENTAL STUDIES FOR DR NICOSAZANA DLAMINI ZUMA MUNICIPALITY FOR A PERIOD OF 3 YEARS		IT IS BASED ON THE RATES AS PER THE PRICING SCHEDULE	-	-		0		36	CURRENT			Waiting for the inception meeting
602	8/1/4/4/97	COMM-B011/25/26		SERVICE LEVEL AGREEMENT	MATHUTHA TRADING	MAAA0427485	PRIVATE SECTOR INSTITUTE	COMMUNITY AND SAFETY SERVICES	SUPPLY,DELIVERY AND INSTALLATION OF FARRHOMES FOR UNDERBERG FIRE STATION		805 000,00	-	805 000,00		28/11/2025	31/05/2026	6	CURRENT			0
602	8/1/4/4/98	COMM-B010/25/26		SERVICE LEVEL AGREEMENT	SOMKANCANE GENERAL TRADING (PTY) LTD	MAAA0414249	PRIVATE SECTOR INSTITUTE	COMMUNITY AND SAFETY SERVICES	PANEL FOR SUPPLY AND DELIVERY OF LIGHTNING CONDUCTORS FOR A PERIOD OF 3 YEARS		IT IS BASED ON THE RATES AS PER THE PRICING SCHEDULE	-	-		28/11/2025	27/11/2028	36	CURRENT			0
602	8/1/4/4/99	COMM-B010/25/26		SERVICE LEVEL AGREEMENT	LAE CONSTRUCTION	MAAA0750217	PRIVATE SECTOR INSTITUTE	COMMUNITY AND SAFETY SERVICES	PANEL FOR SUPPLY AND DELIVERY OF LIGHTNING CONDUCTORS FOR A PERIOD OF 3 YEARS		IT IS BASED ON THE RATES AS PER THE PRICING SCHEDULE	-	-		28/11/2025	27/11/2028	36	CURRENT			
602	8/1/4/4/00	COMM-B010/25/26		SERVICE LEVEL AGREEMENT	SIMADRIC CONSTRUCTION AND PROJECT PTY LTD	MAAA0149354	PRIVATE SECTOR INSTITUTE	COMMUNITY AND SAFETY SERVICES	PANEL FOR SUPPLY AND DELIVERY OF LIGHTNING CONDUCTORS FOR A PERIOD OF 3 YEARS		IT IS BASED ON THE RATES AS PER THE PRICING SCHEDULE	-	-		28/11/2025	27/11/2028	36	CURRENT			
602	8/1/4/4/01	COMM-B010/25/26		SERVICE LEVEL AGREEMENT	MST5 HOLDINGS PTY LTD	MAAA1561411	PRIVATE SECTOR INSTITUTE	COMMUNITY AND SAFETY SERVICES	PANEL FOR SUPPLY AND DELIVERY OF LIGHTNING CONDUCTORS FOR A PERIOD OF 3 YEARS		IT IS BASED ON THE RATES AS PER THE PRICING SCHEDULE	-	-		28/11/2025	27/11/2028	36	CURRENT			
602	8/1/4/4/02	CORP-B028/24/25		SERVICE LEVEL AGREEMENT	A VILAKAZI AND ASSOCIATES	MAAA1518529	PRIVATE SECTOR INSTITUTE	CORPORATE SERVICES	PANEL OF ATTORNEYS FOR A PERIOD OF 36 MONTHS		-	-	-		0	0	36	CURRENT			Waiting for inception meeting
602	8/1/4/4/03	CORP-B028/24/25		SERVICE LEVEL AGREEMENT	DNM ATTORNEYS	MAAA1625348	PRIVATE SECTOR INSTITUTE	CORPORATE SERVICES	PANEL OF ATTORNEYS FOR A PERIOD OF 36 MONTHS		-	-	-		0	0	36	CURRENT			Waiting for inception meeting
602	8/1/4/4/04	CORP-B028/24/25		SERVICE LEVEL AGREEMENT	LLM AGROFOS INC	MAAA0907591	PRIVATE SECTOR INSTITUTE	CORPORATE SERVICES	PANEL OF ATTORNEYS FOR A PERIOD OF 36 MONTHS		-	-	-		0	0	36	CURRENT			Waiting for inception meeting
602	8/1/4/4/05	COMM-B019/25/26		SERVICE LEVEL AGREEMENT	MATHUTHA TRADING ENTERPRISE (PTY) LTD	MAAA0427485	PRIVATE SECTOR INSTITUTE	COMMUNITY AND SAFETY SERVICES	SUPPLY AND DELIVERY OF FIRE FIGHTING EQUIPMENT FOR PERIOD OF 3 YEARS		IT IS BASED ON THE RATES AS PER THE PRICING SCHEDULE	-	-		0	0	36	CURRENT			Waiting for inception meeting
602	8/1/4/4/06	PWBS-B031/25/26		SERVICE LEVEL AGREEMENT	DOUBLE OPTION INVESTMENTS	MAAA0008998	PRIVATE SECTOR INSTITUTE	PUBLIC WORKS AND BASIC SERVICES	MAINTENANCE OF STREET LIGHTNING WITHIN THE FOLLOWING TOWNS/UNDERBERG, BELWIER, CREIGHTON AND DONNORBOOK		876 411,21	-	-		0	0	CURRENT				Waiting for inception meeting

MIG, ELECTRIFICATION AND INTERNAL FUNDED PROJECTS

Project Name	Oct-25	Nov-25	Dec-25	Reason for Delays	Remedial Action
2025/2026 FINANCIAL YEAR MIG PROJECTS					
Construction of Glenmaize Community hall	Contractor is on site is currentlty , project is currently 75% complete.	Contractor is on site is currentlty , project is currently 95% complete.	The project is practical complete.		
Construction of Phosana Community hall	Project is under construction and is 45% complete.	Project is under construction and is 55% complete. Currently busy with installation of roof.	Project is under construction and is 59% complete. Currently busy with installation of roof.		
Construction Ekupholeni Creche	The project is under construction and is 25% complete.	The project is under construction and is 55% complete.Currently busy with roofing, electricity tubing and internal wall plaster	The project is under construction and is 60% complete.Currently busy with roofing, electricity tubing and internal wall plaster		
RENEWAL of GRAVEL ACCESSRAODS 2025/26 1km					
Magoso Access road	Order number has been issued to the plant hire service provider and currently working in Ward 14, tipping the gravel material.	Project is now complete	Project is now complete		
Nomandlovu Access road	Order number has been issued to the plant hire service provider and currently working in Ward 14, tipping the gravel material.	Project is now complete	Project is now complete		
Magwababeni/Mampondweni Access road.	Order number has been issued to the plant hire service provider and currently working in Ward 14, tipping the gravel material.	Project is now complete	Project is now complete		

Project Name	Oct-25	Nov-25	Dec-25	Reason for Delays	Remedial Action
2022/23 FINANCIAL YEAR PROJECTS					
Creighton Sport Center phase 2	The project is complete, Close-out report was received.	The project is complete, Close-out report was received.	The project is complete, Close-out report was received.		
Mafohla Community Hall	The project is practical complete and under the defect liability period, to lapse by the 30 November 2025.	The project is practical complete and under the defect liability period, to lapse by the 30 November 2025.	The project is complete and defect on site were rectified. The municipality is waiting for a close out report from the consultant.		
Underberg Asphalt Road Phase 4	The project is practical complete and under the defect liability period.	The project is practical complete and under the defect liability period.	The project is practical complete and under the defect liability period.		
FINANCIAL YEAR MIG PROJECTS 2024/25					
Maguzwana Sport fields	The project is practical complete, currently under defect liability period.	The project is practical complete, currently under defect liability period.	The project is practical complete, currently under defect liability period.		
Thonsini Hall and Creche	The project is practical complete	The project is practical complete	The project is practical complete		
Khubeni Creche	The project is practical complete and under the defect liability period.	The project is practical complete and under the defect liability period.	The project is practical complete and under the defect liability period.		
Zwelisha creche	The project is practical complete and under the defect liability period.	The project is practical complete and under the defect liability period.	The project is practical complete and under the defect liability period.		
Siyathuthuka creche	The project is practical complete and under the defect liability period.	The project is practical complete and under the defect liability period.	The project is practical complete and under the defect liability period.		
Bulwer Asphalt phase 8 Section 3	Project is practical complete.	Project is practical complete.	Project is practical complete.		

Project Name	Oct-25	Nov-25	Dec-25	Reason for Delays	Remedial Action
ELECTRIFICATION PROJECTS 2024/2025					
Amakhuze/Cabazi phase 7	Project is practical complete.	Project is practical complete.	Project is practical complete.		
Lamington to Greater Stepmore 5.3 km MV line	Project is practical complete busy with snags	Project is practical complete busy with snags	Project is practical complete busy with snags		
Greater Khukhulela/Nomagaga phase 7	Project is practical complete busy with snags	Project is practical complete busy with snags	Project is practical complete busy with snags		
Greater Ngwagwane Phase 7	Project is practical complete busy with snags	Project is practical complete busy with snags	Project is practical complete busy with snags		
Greater Nkwezela phase 7	Project is practical complete busy with snags	Project is practical complete busy with snags	Project is practical complete busy with snags		
Greater Nkumba/Magwaneni Phase 7	Project is practical complete busy with snags	Project is practical complete busy with snags	Project is practical complete busy with snags		

Project Name	Oct-25	Nov-25	Dec-25	Reason for Delays	Remedial Action
2023/24 FINANCIAL YEAR INTERNAL PROJECTS					
Upgrading of himeville township asphalts road	The project is practical complete	The project is practical complete	The project is practical complete		
Bus Shelters	Project is practical complete	Project is practical complete	The project is practical complete		
Ntwasahlobo to Ridge pedestrain bridge	Project is at tender stage for the appointment of the contractor. Briefing session was on the 29 October 2025. Closing date on the 10 November 2025.	Project is at a tender adjudication stage for the appointment of the suitable service provider(Contractor)	Project is at a tender adjudication stage for the appointment of the suitable service provider(Contractor)		
Ndlangisa pedestrain bridge	Contractor has been appointed for the implementation of the project, inception meeting was on 23 October 2025. Contractor is busy compiling his contractual requirement.	Contractor has been appointed for the implementation of the project, sod turning was held on 18 November 2025. Contractor is busy with site clearance.	Contracto is on site busy with establismnt ,site clearance.		
Gobhogobho pedestrain bridge	Project is at a tender adjudication stage for the appointment of the contractor, breifing date was on 02 September 2025 and closing date was 12 October 2025,	Project is at a tender adjudication stage for the appointment of the suitable service provider(Contractor)	Project is at a tender adjudication stage for the appointment of the suitable service provider(Contractor)		
Half my right pedestrain bridge	Project is at tender stage for the appointment of the contractor. Briefing session was on the 29 October 2025. Closing date on the 10 November 2025.	Project is at a tender adjudication stage for the appointment of the suitable service provider(Contractor)	Project is at a tender adjudication stage for the appointment of the suitable service provider(Contractor)		
Centocow phase 3	Project is practical complete and is under defect liablity period	Project is practical complete and is under defect liablity period			
Storm Water installation	Project is at tender adjudication stage for issuing of order numbers to plant hire service provider.	Project is at tender adjudication stage for issuing of order numbers to plant hire service provider.	Project is at tender adjudication stage for issuing of order numbers to service provider.		
FINANCIAL YEAR INTERNAL PROJECTS 2022/2023					

Project Name	Oct-25	Nov-25	Dec-25	Reason for Delays	Remedial Action
Creighton Storeroom	The project is practical complete	The project is practical complete	The project is practical complete		
Bulwer Town Upgrade Phase 2	Cnstruction work is in progress on site, has done with the concrete stormwater drainage pipes installation ,layer-works levels and currently busy pouring concrete panels on the platform for parking 's and market stalls.	Construction in progresss the only is portion of side walks where the contractor waiting for removal of illegal containers placed by local traders and procurement of markets stalls. That process will take place after finalisation of final desgns to cater for new submission/ proposal from beneficiaries and LED unit, PWBS Depart. to have a	Construction in progresss the only is portion of side walks where the contractor waiting for removal of illegal containers placed by local traders and procurement of markets stalls. That process will take place after finalisation of final desgns to cater for new submission/ proposal from beneficiaries and LED unit, PWBS Depart. to have a meeting with LED unit and		
20FINANCIAL YEAR PROJECTS 2022/2023					
Creighton Sport Center phase 2	The project is practical complete.	The project is practical complete.	The project is practical complete.		
Mafohla Community Hall	The project is practical complete and under the defect liability period, to lapse by the 30 November 2025.	The project is practical complete and under the defect liability period, to lapse by the 30 November 2025.	The project is complete, defect liability period, to lapsed and defeacts in site was rectified and the Municipality is waiting for the close out report from the Consultant.		
Underberg Asphalt Road Phase 4	The project is practical complete and under the defect liability period.	The project is practical complete and under the defect liability period.	The project is practical complete and under the defect liability period.		

REPORT FROM DR NKOSAZANA DLAMINI ZUMA LOCAL MUNICIPALITY'S ON PUBLIC PARTICIPATION PROGRAMMES (OCTOBER-DECEMBER 2025), WARD COMMITTEE FUNCTIONALITY STATUS: QUARTER 01 OF 2025/26, AND IGR ACTIVITIES.

FINANCIAL YEAR

AUTHOR	: MUNICIPAL MANAGER (NCV)
FILE NUMBER	:
1 ST LEVEL	: COUNCIL
2 nd LEVEL	: DISTRICT SPEAKERS FORUM
3 RD LEVEL	: PROVINCIAL SPEAKERS FORUM

PURPOSE

To report to the Council, Harry Gwala District Speakers Forum, Provincial Speakers Forum on the status of Ward Committees, and Ward Councillors functionality, and the progress report on the IGR activities.

LEGAL & STATUTORY REQUIREMENTS

- Municipal Structures Act 117 of 1998, Chapter 4, Part 4, Section 73
- Provincial Framework on Municipal Ward Committee Elections and Operations October 2021
- Dr NDZ LM Ward Committee Policy

FUNCTIONALITY OF WARD COMMITTEES

The verification by Cogta on the functionality of Ward Committees was held on 21 October 2025 and the results are as follows:

DR NKOSAZANA DLAMINI ZUMA MUNICIPALITY WARD COMMITTEE VERIFICATION RESULTS

PERIOD: JULY– SEPTEMBER 2025 – BASED ON PROVINCIAL WC FUNCTIONALITY CRITERIA

Date verified: 21 October 2025

APP INDICATOR: MUNICIPALITY SUPPORTED TO MAINTAIN FUNCTIONAL WARD COMMITTEE

PUBLIC PARTICIPATION BUSINESS UNIT

Private Bag X9078, PIETERMARITZBURG, 3200

Southern Life Plaza, 271 Church Street, Pietermaritzburg, 3200

Tel: 033 355 6535 Fax: 033 355 6351

APP INDICATOR: NUMBER OF MUNICIPALITIES SUPPORTED TO MAINTAIN FUNCTIONAL WARD COMMITTEES

DISTRICT	Name of Municipality	Number of wards	No of functional wards	% functional wards	Functional wards	No of non-functional wards	% non-functional wards	Reasons for non-functionality
HARRY GWALA	JP Phungula	14	12	86%	1, 2, 3, 4, 6, 7, 8, 9, 10, 11, 12 & 14,	2	14%	Ward 5 – 2WC meetings held Ward 13 – 1WC meeting attendance register tempered with – not considered
	Greater Kokstad	10	10	100%	All wards	0	0%	Evidence presented in all indicators in all wards
	uMzimkhulu	22	22	100%	All wards	0	0%	Evidence presented in all indicators in all wards
	Dr. NDZ	15	15	100%	All wards	0	0%	Evidence presented in all indicators in all wards
TOTAL		61	59	97%	59 wards functional	2	3%	

COMMUNITY FEEDBACK MEETINGS CONVENED BY COUNCILLORS IN EACH WARD

DISTRICT	Name of Municipality	Number of wards	No of community feedback meetings held	No of wards where community meetings were held	Wards where councilors convened community feedback meetings	Percentage of wards which convened meetings
HARRY GWALA	JP Phungula	14	23	14	All wards	100%
	Greater Kokstad	10	20	10	All wards	100%
	uMzimkhulu	22	35	22	All wards	100%
	Dr. NDZ	15	26	15	All wards	100%
TOTAL		61	104	61	61 wards convened meetings	100%

Compiled by

.....
 Public Participation Chief Directorate
 Date: 06/11/2025

PUBLIC PARTICIPATION MUNICIPAL PROGRAMS ATTENDED BY OFFICIALS/ OR WARD COMMITTEES:

ITEM NO.	PARTICIPATION OF WARD COMMITTEE MEMBERS IN MUNICIPAL PUBLIC PARTICIPATION PROGRAMME	DATE& VENUE
1.	Planning meeting for IDP Roadshows,	03/10/2025; Creighton Council Chambers.
2.	Planning meeting for the Integrated Prayer and Multi-disciplinary Roadblock.	09 October 2025; Bulwer CSC, Ward 10
3.	Provincial Launch of the 2025/26 Multi-Planting Season.	10 October 2025; Enhlanhleni sports ground, Ward 2.
4.	2 nd Planning meeting for IDP Roadshows.	13 October 2025; Creighton Council Chambers.
5.	Commemoration of senior citizens Day.	17 October 2025; Nkwezela, hall, ward 09
6.	Matric Prayer.	17 October 2025; Pholela Special School, ward 10
7.	OSS House handover.	17 October 2025; KwaGaye Location, Ward 11.
8.	Verification of files of Ward Committees for quarter 1 of 2025/2026 financial year.	21 October 2025; Umzimkhulu Local Municipality Council Chambers.
9.	Induction of the Local Interfaith Structure.	21 October 2025; Bulwer CSC Council Chambers.
10.	Prayer and Roadblock Session.	30 October 2025; R617 road, Xosheyakhe Area, Ward 10.
11.	Official opening of Ngudwini River Bridge.	07 November 2025; Sandanezwe sports field, Ward 15.
12.	Sod turning of Ndlangisa Pedestrian Bridge.	18 November 2025; Ward 05.
13.	Sod turning of Jackson Street Causeway Bridge.	18 November 2025; Ward 10.
14.	Commemoration of Disability Day.	20 November 2025;

ITEM NO.	PARTICIPATION OF WARD COMMITTEE MEMBERS IN MUNICIPAL PUBLIC PARTICIPATION PROGRAMME	DATE& VENUE
1.	Planning meeting for IDP Roadshows,	03/10/2025; Creighton Council Chambers.
15.	Combined Ward Committee quarterly meeting.	27 November 2025; Bulwer Town Hall.
16.	16 Days of Activism Awareness Campaign.	28 November 2025; St. Charles Community Hall, Ward 13.
17.	Bulwer CSC outreach programme.	10 December 2025; Sonyongwana Hall, Ward 08.

**IGR/ OR
DISTRICT**

DEVELOPMENT MODEL MEETINGS PARTICIPATION

- On the 23rd of October 2025, the Governance, State Capacity, Institutional Development Cluster chaired by Mr NC Vezi sat its meeting via Microsoft Teams, the representative who are the CFO, Mr Mtungwa, and Mrs N.N. Vakalisa from Dr. Nkosazana Dlamini Zuma Local Municipality were in attendance.
- The meeting for Planners Forum, and Infrastructure Forum, and Economic Cluster sat its meeting that was scheduled for the 6th of August 2025 at Harry Gwala District Municipality Council Chamber, the representatives from Dr NDZ LM who sit in this cluster are Mrs. T. Dawe, Mr. V. Mngadi and Mr. Z. Dlamini, Mr Mazibuko and Mrs N.N. Vakalisa were in attendance.
- The meeting for Technical and Social Clusters sat its meeting on the 20 November 2025 at Harry Gwala District Municipal Council Chambers. The representatives who are the MM, Mr N.C. Vezi, Mr J. Sondezi, Mr Zwelakhe Dlamini, the CFO Mr Mtungwa, Ms K. Mchunu, and Mrs N.N. Vakalisa from Dr NDZ LM were in attendance.
- Political Hub forum was scheduled to sit on the 4th of December 2025 at Harry Gwala Council Chambers, the Mayor Cllr PS Msomi and Municipal Manager, Mr NC Vezi, Mr Mtungwa, Mrs N.N. Vakalisa and Mr J Sondezi of Dr Nkosazana Dlamini Zuma Local Municipality, were in attendance.
- The Justice Cluster sat its meeting at Ubuhlebezwe Local Municipality Council Chambers and the representative who is Mr W. Dlamini was in attendance.
- The Disaster Management Advisory and Community Safety Forum chaired by Mr Wonderboy Dlamini, sat its meeting on the 22 October 2025 at Disaster Centre, all expected stakeholders were in attendance.

- The Provincial Public Participation Forum sat its meeting on the 24 October 2025 at Mayville, Cogta Boardroom in Durban. The Manager: SSS, Mr N.N. Vakalisa and Public Participation officials were in present on behalf of Dr Nkosazana Dlamini Zuma Local Municipality.
- The Local Aids Council/ Operation Sukuma Sakhe/ Local Task Team sat its meeting on the 19 November 2025 at Bulwer CSC Council Chambers. The Dr NDZ LM was represented by its officials.
- The District Municipal Rapid Response Team sat its meeting on the 28 November 2025 on virtual platform. The Hon. Speaker Cllr S.S. Phoswa and Public Participation Unit officials were present on behalf of Dr Nkosazana Dlamini Zuma Local Municipality.
- The District Public Participation Forum sat its meeting on the 18 November 2025 at Dr NDZ Disaster Centre, Bulwer. The officials from Public Participation were present on behalf of Dr. Nkosazana Dlamini Zuma Local Municipality.

Communications Programmes

In order to enhance transparency and accountability, the Communications Unit has issued several articles and public information notices across various media platforms, including community radio, newspapers, and social media. These efforts have ensured that municipal programmes, events, and service delivery updates are widely communicated to residents. 55 Articles were published in different media platforms such newspapers, radio stations, Facebook, whatsapp and tiktok. The municipality is in a process of finalizing a newsletter for the previous quarter which will be distributed during IDP/Budget Roadshows.

STAFF IMPLICATIONS

The Public Participation Office together with Community Development Workers from Cogta provides a technical and administrative support to the Ward Committees and also to the Office of the Speaker in ensuring that these committees are functional.

SERVICE DELIVERY IMPLICATIONS

The Public Participation and Intergovernmental Relations Unit play a significant role in disseminating municipal information to the public and to all stakeholders of the municipality.

STAKEHOLDER CONSULTATION

- Office of the Speaker
- Management Committee

RECOMMENDATION

It is hereby recommended;

- a) That the report on the public participation programs, functionality of the Ward Committees from Cogta-KZN Office and participation of ward committee members in the municipal public participation programs be noted.
- b) That the communications programmes which have enhanced public awareness through various media platforms be acknowledged.
- c) That the council supports the municipality's continued participation in intergovernmental relations structures in line with the District Development Model.

WOMEN'S COMMISSION REPORT FOR Q1 & Q2 OF 2025/26 FINANCIAL YEAR: 08 AUGUST AND 05 NOVEMBER 2025

FILE REFERENCE: WOMEN'S COMMISSION

AUTHOR: MANAGER: CLLR BR MEMELA
LEVELS: 1ST LEVEL- WOMEN'S COMMISSION
2ND LEVEL: COUNCIL

PURPOSE

The purpose of this report is to present to Council the activities, progress, and key issues deliberated by the Women's Commission at its meetings held on 8 August 2025 and 05 November 2025

LEGISLATIVE FRAMEWORK SUPPORTING THE WOMEN'S COMMISSION

- Constitution of RSA, 1996 (Sections 9 and 152)
- Municipal Structures Act, 1998 (Sections 72–74)
- Municipal Systems Act, 2000 (Sections 16–17, Chapter 5)
- Promotion of Equality and Prevention of Unfair Discrimination Act, 2000
- National Gender Policy Framework, 2000
- White Paper on Local Government, 1998
- Commission for Gender Equality Act, 1996

BACKGROUND

The Women's Commission is a statutory and governance structure established to champion gender equality, women empowerment, monitoring of service delivery issues affecting women, and promoting gender mainstreaming in municipal planning. The two meetings entailed the following issues and programmes that the municipality had conducted in order to deal with gender issues these issues were discussed at the two meetings:

SUMMARY OF ACTIVITIES AND KEY ISSUES

The report on the Participation of Women & Faith-Based Sector in Ward Committees highlighted the following key issues that were discussed at a Ward Committee level.

- Gender-based violence persists across several wards.
- Teenage pregnancy and increasing HIV infections among girls.
- Unemployment challenges despite new economic opportunities.
- Lack of sports fields resulting in youth vulnerability.
- Increasing undocumented individuals preventing children's schooling.

- Stigma around LGBTIQ+ issues.
- Child neglect linked to substance abuse.

Public Service Week / Mandela Week (OSS)

Activities included:

- Stakeholder outreach in Ward 12.
- Support to elderly women's gardening projects.
- Assistance to vulnerable shelters and crèches.
- Transport support for bereaved families in a murder case.
- Handover of a municipal house to a GBV survivor in Ward 10.

Women Participation & Support in LED

- 70 out of 80 participants in the Spaza Shop Fund were women.
- Women in Business Fund supported a beneficiary in Ward 10.
- Food Safety Training held with 90% female participation.
- LED material support provided to a women-owned poultry business.

SCM Procurement Statistics – Quarter 4

- Total procurement spent on NDZ suppliers: R2 717 260.36
- Women suppliers: R335 590.30
- Youth suppliers: R1 130 951.00
- No suppliers with disabilities participated.

FINANCIAL IMPLICATIONS

- OSS House: R149 000
- Lunch Packs (Public Service Week): R22 700
- Operation Mbo: R16 250
- LED Support: Co-funded with KZN EDTEA.

HUMAN RESOURCE IMPLICATIONS

Activities require coordination by the Community Services Department, Public Participation, OSS, LED and SCM Units

SERVICE DELIVERY IMPLICATIONS

The Women's Commission enhances participatory democracy, improves gender-responsive planning and strengthens municipal support to vulnerable groups.

RECOMMENDATIONS

It is hereby recommended that:

- a) Council notes the activities and progress reported.
- b) Support implementation of empowerment and gender mainstreaming programmes.
- c) Approve inclusion of the gender-sensitive programmes in the revised 2025/26 SDBIP in order to address issues raised within the reports.
- d) Endorse enhanced collaboration on social issues such as GBV, teenage pregnancy and child neglect.
- e) Encourage increased procurement opportunities for women, youth and persons with disabilities.
- f) Direct departments to strengthen Ward Committee support and gender-responsive planning.